



MANNINGHAM

COUNCIL MEETING

MINUTES

Date:	Tuesday, 27 June 2023
Time:	7:00pm
Location:	Council Chamber, Civic Centre 699 Doncaster Road, Doncaster

INDEX

1	OPENING PRAYER AND STATEMENTS OF ACKNOWLEDGEMENT	2
2	APOLOGIES AND REQUESTS FOR LEAVE OF ABSENCE	2
3	PRIOR NOTIFICATION OF CONFLICT OF INTEREST.....	2
4	CONFIRMATION OF MINUTES.....	3
5	PRESENTATIONS.....	3
	5.1 Acknowledgement of Hunter Valley Bus Crash	3
	5.2 King's Birthday 2023 Honours List	3
6	PETITIONS	3
7	PUBLIC QUESTION TIME.....	4
	7.1 J Ives, Donvale	4
	7.2 G Cyganek, Templestowe.....	4
8	ADMISSION OF URGENT BUSINESS	5
9	PLANNING PERMIT APPLICATIONS.....	5
10	CITY PLANNING	6
	10.1 Integrated Water Management and Flood Mapping Update	6
	10.2 Draft Affordable Housing Policy	34
11	CONNECTED COMMUNITIES	60
	11.1 2023 Annual Grant Program Recommendations.....	60
	11.2 Health and Wellbeing Action Plan 2021-2023 Progress Report	78
12	CITY SERVICES	87
13	EXPERIENCE AND CAPABILITY	87
14	CHIEF EXECUTIVE OFFICER.....	88
	14.1 2023 General Valuation Return.....	88
	14.2 Recreational Lands - Charges in Lieu of Rates 2023-24	93
	14.3 10 Year Financial Plan 2023/24 to 2032/33	99
	14.4 2023/24 Budget Adoption and Declaration of Rates and Charges.....	141
	14.5 Audit and Risk Committee Independent Member Reappointment	251
	14.6 Appointment of Authorised Officer - Planning and Environment Act 1987	254
	14.7 Informal Meetings of Councillors	259
	14.8 Documents for Sealing.....	271
15	URGENT BUSINESS.....	272
16	COUNCILLOR REPORTS AND QUESTION TIME.....	272
	16.1 Councillor Reports	272
	16.2 Councillor Questions.....	272
17	CONFIDENTIAL REPORTS	273

**MANNINGHAM CITY COUNCIL
MINUTES OF THE COUNCIL MEETING
HELD ON 27 JUNE 2023 AT 7:00PM
IN COUNCIL CHAMBER, CIVIC CENTRE
699 DONCASTER ROAD, DONCASTER**

The meeting commenced at 7:01pm.

PRESENT:

- Councillor Deirdre Diamante (Mayor)
- Councillor Tomas Lightbody (Deputy Mayor)
- Councillor Anna Chen
- Councillor Andrew Conlon
- Councillor Geoff Gough
- Councillor Michelle Kleinert
- Councillor Carli Lange
- Councillor Laura Mayne – virtual attendance
- Councillor Stephen Mayne

OFFICERS PRESENT:

- Chief Executive Officer, Mr Andrew Day
- Chief Financial Officer, Mr Jon Gorst
- Chief Legal and Governance Officer, Mr Andrew McMaster
- Director Experience and Capability, Ms Kerry Paterson
- Director City Services, Ms Rachelle Quattrocchi
- Director Connected Communities, Ms Lee Robson
- Director City Planning, Mr Duncan Turner

1 OPENING PRAYER AND STATEMENTS OF ACKNOWLEDGEMENT

The Mayor read the Opening Prayer & Statements of Acknowledgement.

2 APOLOGIES AND REQUESTS FOR LEAVE OF ABSENCE

There were no apologies or requests for leave of absence.

3 PRIOR NOTIFICATION OF CONFLICT OF INTEREST

The Chairperson asked if there were any written disclosures of a conflict of interest submitted prior to the meeting and invited Councillors to disclose any conflict of interest in any item listed on the Council Agenda.

There were no disclosures made.

4 CONFIRMATION OF MINUTES

COUNCIL RESOLUTION

MOVED: CR ANNA CHEN
SECONDED: CR CARLI LANGE

That the Minutes of the Council Meeting held on 30 May 2023 be confirmed.

CARRIED UNANIMOUSLY

5 PRESENTATIONS

5.1 Acknowledgement of Hunter Valley Bus Crash

The Mayor, on behalf of Council, expressed condolences to the families and friends affected by the horrific bus collision in the Hunter Valley on Sunday 12 June 2023. The Mayor noted that many people from the town of Warrandyte were impacted by this incident. Sympathy was particularly extended to the family of Darcy Bulman and to the bride and groom, Mitchell Gaffney and Maddy Edsell. The Mayor advised that Council's thoughts and support also go out to the Warrandyte Cricket Club, other clubs within Warrandyte and the broader Warrandyte community.

Those present at the meeting stood for one minute in silence as a sign of respect and a time for quiet reflection.

5.2 King's Birthday 2023 Honours List

The Mayor acknowledged two Manningham residents who received a Medal of the Order of Australia (OAM) in the King's Birthday 2023 honours list:

1. Cr Michelle Kleinert was acknowledged for her service to local government and the Melbourne community. Cr Kleinert has been a Manningham councillor since 2012, serving as Mayor in 2016-17 and again in 2021-22. Cr Kleinert has also served as President and is currently the Executive Officer of the Australian Local Government Women's Association – Victorian Branch. Cr Kleinert is passionate about advocating on the issue of mental health and has been an Ambassador of the Mental Health Foundation Australia since 2020.
2. Dr Andrew Barling from Donvale was recognised for his service to community health.

6 PETITIONS

There were no Petitions.

7 PUBLIC QUESTION TIME

7.1 J Ives, Donvale

Q1 How many swimming pools are there in Manningham Council (residential pools)?

Mr Duncan Turner, Director City Planning thanked the resident and responded that Manningham currently has 7689 known swimming pools and spas. Approximately 94% of those are registered.

Q2 Productivity and cost of lodging certificate of pool and spa barrier compliance for myself in thus inflationary high cost environment, could it have cost a lot less?

Mr Turner advised that new regulations were introduced on 1 December 2019 by the State Government to improve pool and spa safety to address the tragic number of drownings in residential swimming pools (27 fatal drownings of young children in Victoria between January 2000 and May 2019).

Council acknowledges the financial impact of the new swimming pool requirements on some of Manningham's residents, however, it is important from a safety and a liability perspective that property owners comply with the new laws and ensure their pools and spas are safe.

The new regulations required all pools / spas to be registered with Council by 1 November 2020 (\$79.00 registration fee); and to lodge a compliance certificate to Council by their designated due date (\$21.10 lodgement fee). These fees were legislated by the State Government to assist Councils in resourcing the mandatory compliance and enforcement program. Due to the large number of pools and spa within Victoria, the legislation allows the required pool inspections to be undertaken by private building inspection companies, to allow Local Government to fulfill their compliance and enforcement responsibilities. The inspection and report fees are market driven and vary between the private inspection companies.

7.2 G Cyganek, Templestowe

Q1 Does the Council prioritise safety and functionality always?

Ms Rachelle Quattrocchi, Director City Services thanked the resident and responded that Council takes safety and functionality very seriously. Improving and maintaining the safety and amenity of our local shopping centres is a priority for us. Manningham's Council Plan also demonstrates our commitment to enhancing our activity centres and supporting traders to ensure thriving local businesses, as well as community accessibility and safety.

Q2 If the Council's priority is safety, then why is the Council option for a bandaid solution in regards to the footpaths, which are in such poor conditions, especially the bricks and constant maintenance over the years has not made them safe. This has only costed the community with compromised safety and unnecessary expense over the years. Isn't the contradiction obvious?

Ms Quattrocchi responded that Council will be implementing a program of minor amenity and safety works at Macedon Square in the 2023/24 financial year. This will include maintenance work that we do across other precincts in Manningham to ensure the areas are safe, accessible and amenable destinations for all users.

The works will include safety measures such as bollards works commencing next week; followed by maintenance works which will include paving works. There will be no change to the footprint of the road or footpath at Macedon Square, any works will be done within existing footprints. Officers are currently working through the full staging of the program, with more announcements to come about when those works will occur.

8 ADMISSION OF URGENT BUSINESS

There were no items of Urgent Business.

9 PLANNING PERMIT APPLICATIONS

There were no planning permit applications that required a decision of Council this month.

10 CITY PLANNING

10.1 Integrated Water Management and Flood Mapping Update

File Number:	IN23/349
Responsible Director:	Director City Planning
Attachments:	<ol style="list-style-type: none">1 Manningham Integrated Water Management Strategy Implementation Plan (Revised) ↓2 Integrated Water Management Fact Sheet ↓3 Water Cycle in an Urban Environment Fact Sheet ↓

EXECUTIVE SUMMARY

The purpose of this report is to provide an update on the progress of the Yarra Catchment Integrated Water Management Forum, proposed Manningham Integrated Water Management Strategy and the flood mapping for the City.

The report recommends revisions to the Integrated Water Management Strategy Implementation Plan (the Implementation Plan).

Council considered a report at the commencement of this project on 26 July 2022 and endorsed the Implementation Plan that outlined the proposed strategy scope, key phases, and indicative timelines for the project.

Planning was originally based on completing the flood mapping initially, followed by consideration of flood mitigation options. It is now proposed to prepare a flood management strategy concurrently with the flood mapping. Accordingly, a range of actions which are more closely aligned with the Flood (Stormwater) Management Strategy can be removed from the Integrated Water Management Strategy Implementation Plan.

The report also provides an update on:

- *The Community Reference Panel (CRP)*
- *Communications and engagement plan delivery*
- *Key project milestones and timelines for Council decisions.*

COUNCIL RESOLUTION

MOVED: CR STEPHEN MAYNE
SECONDED: CR GEOFF GOUGH

That Council:

- Note the progress of the Yarra Catchment Integrated Water Management Forum, the Manningham Integrated Water Management Strategy, and the Manningham Flood Mapping Project.**
- Endorse the revised Integrated Water Management Strategy Implementation Plan, June 2023 (Attachment 1).**

- C. **Endorse the appointment of Councillor Carli Lange as the Chair of the Flooding and Stormwater Management Community Reference Panel (CRP).**

CARRIED UNANIMOUSLY

2. BACKGROUND

- 2.1 This report provides an update on the development of Council's Integrated Water Management (IWM) Strategy (the Strategy) and flood mapping for the City.
- 2.2 Council considered a report on the project and adopted an Implementation Plan for the development of the Strategy at its meeting of 26 July 2022. Since that time, there have been several developments which have necessitated review of the Implementation Plan. Further information is provided in section 2 of this report.

State Strategic Context

- 2.3 Key Victorian strategies guiding the development of this project include the following:
- Outcome 06 of **Plan Melbourne 2017-2050** aims for Melbourne to be a sustainable and resilient City. This includes an integrated approach to managing the urban water cycle to best use all water sources, to protect the health of the city's waterways and bays, reduce the risk of flooding and keeping parks, gardens and street trees thriving.
 - **Water for Victoria 2016** is a Plan which outlines the proposed actions to create a modern and efficient, innovative, future-focused and affordable water system, in the face of the challenges posed by climate change and population growth.
 - The **Flood Management Strategy for Port Phillip and Westernport (2021-2031)** is a refresh of the 2015 Strategy to address a rapidly changing context. Climate change and urbanisation are significantly increasing flood risks and planning across all agencies with flood management responsibilities, including local government, needs to evolve to meet these challenges.
 - **Burndap Birrarung Burndap Umarkoo, the Yarra Strategic Plan 2022-2032**, connects planning law and water management, and builds on the regional Healthy Waterways Strategy to deliver a healthy river and lands. The Yarra Strategic Plan was co-designed by the state and local government authorities, including Manningham, who are jointly involved in managing the river and its parklands.

Project Updates

- 2.4 The following updates are provided:
Yarra Catchment IWM Forum
- 2.5 No single organisation can address the water challenges facing our communities in isolation. IWM Forums have been established across Victoria based on the Integrated Water Management Framework for Victoria 2017 and the Yarra Strategic Directions Statement (September 2018). The forums are convened by the Department of Energy, Environment and Climate Action (DEECA). Manningham is part of the Yarra Catchment Forum with DEECA, Melbourne Water, Yarra Valley Water and other Councils within the catchment. The purpose of the Forums is to facilitate collaboration across industry, to work together to meet IWM targets for 2030 and 2050 and to address barriers to mainstreaming IWM.
- 2.6 The Yarra Catchment Scale Integrated Water Management (CSIWM) Action Plan is under development by the Forum and will provide a 10-year prioritised suite of strategic actions that will deliver the greatest advances towards the strategic catchment scale outcomes. It is to be a living document.
- 2.7 Of the 82 infrastructure projects identified in the draft CSIWM Action Plan for the Yarra catchment, there are currently no Manningham Council initiated projects. This is not considered to be an unreasonable position given the early stage of development of the Manningham Integrated Water Management Strategy.
- 2.8 There is need for the proposed Manningham IWM Strategy to respond to and align with the strategic outcomes and measures identified in the Yarra CSIWM Action Plan and other strategic and policy documents developed by the Yarra Catchment Forum.
- 2.9 The Yarra Catchment Integrated Water Management Plan (September 2022) includes several targets including that *by 2030, 100% of projects cross consider IWM and flood mitigation opportunities as part of their design.*
- 2.10 Officers participated in two region wide surveys commissioned by DELWP (now DEECA) and Melbourne Water late in 2022 which were followed by a facilitated workshop with Council officers. The purpose of this exercise was to assess the progress of Councils in their transitions to Integrated Water Management maturity. The Manningham IWM Transition Report was received late in November 2022 and recommends next steps to progress Integrated Water Management in Manningham. These recommendations have been considered in the revised Implementation Plan.

Manningham Integrated Water Management Strategy

- 2.11 IWM takes a holistic approach to the management of water as a finite and essential resource, with a clear focus on environmentally sustainable outcomes.

- 2.12 The intent of IWM is to provide a holistic approach to water management, to address the impacts of urbanisation on the water cycle. IWM aims to restore as much as possible the natural water cycle and reap the associated environmental and sustainability benefits. It recognises that increasingly, we will no longer be able to solely rely on the water sourced from our water supply catchments to meet all of our needs moving forward. Through IWM, we can adapt to the impacts of climate change and prepare for the increased demand for water arising from population growth.
- 2.13 Research to underpin the development of the proposed Strategy is underway. Work is also progressing to identify IWM project drivers which will in turn inform the development of an IWM vision for Manningham. A review of existing Council strategies has been completed to identify linkages to the proposed IWM Strategy.
- 2.14 Procurement of a specialist IWM consultant to support Council's development of an Integrated Water Management Strategy is underway. Award of the contract is expected by early June 2023. The consultant will undertake allocated technical investigations and other tasks.
- 2.15 There have also been discussions with representatives of other Local Government organisations and learnings from these discussions have also informed the review of the Implementation Plan.
- 2.16 The strategic context of IWM for the State and Manningham is shown in the Infographic, as appended to the revised Implementation Plan (Attachment 1).
- 2.17 The projected impacts of climate change and population growth on water management are summarised in Section 1.2 of the Manningham Integrated Water Management Strategy Implementation Plan (Attachment 1).

Flood Mapping

- 2.18 The flood mapping project is being undertaken jointly between Melbourne Water and Council, with Council undertaking its own modelling for the local catchments and Melbourne Water progressing the flood modelling for the regional extents.
- 2.19 Flood mapping assists us to quantify flood risk, by locating overland flow paths and calculating flow depths and velocities. Flood management focuses on managing and reducing the risk posed by flooding to people, property, infrastructure and the environment.
- 2.20 Further updates to Council's GIS system drainage information have been completed including updates to the bridges and major culvert data, incorporation of Council detention systems and retarding basin information, to better inform the flood mapping project.
- 2.21 Council officers have worked with the Department of Transport and Planning to arrange updated terrain modelling (LiDAR) for Manningham, which will underpin the proposed flood modelling amongst other uses.
- 2.22 The State Government recently made corrections to property title boundary information across Manningham which in turn impacts the locations of drainage assets in our GIS system. Manual changes to the drainage asset location information have recently been completed in our GIS system. The revised data has been supplied to Melbourne Water.

- 2.23 Council's Manningham Flood Mapping Contract was awarded to Afflux Consultants Pty Ltd on 11 April 2023 for the modelling of the local catchment flood extents. Data transfer is nearing completion and it is anticipated that preliminary modelling of the first catchment should be completed by the end of June. Refer to project timelines under item 6.4.1 for further information.
- 2.24 Melbourne Water have engaged their consultants, Jacobs Consulting, who are progressing the hydrologic phase of the regional flood modelling for Manningham, which is the first of four milestone project stages. Melbourne Water have indicated that they are expecting draft deliverables from their consultants in late 2023.
- 2.25 Regular coordination meetings are also being held involving representatives of Council, Melbourne Water and their respective consultants.

Community Reference Panel

- 2.26 Community members of the Flooding and Stormwater Management Community Reference Panel (CRP) were appointed on 11 August 2022. The CRP membership currently consists of 9 community members, Councillors Stephen Mayne and Geoff Gough and Council officers, including the Manager Integrated Planning, the Senior Drainage Engineer and the Integrated Water Management Strategic Lead.
- 2.27 An opportunity has been identified for an additional Councillor to join the CRP from the September 2023 meeting. It is proposed to appoint Councillor Carli Lange (Yarra Ward) as the Chair of the CRP. Councillor Lange would serve on the CRP in addition to Councillors Stephen Mayne and Geoff Gough.
- 2.28 Nicola Mendleson of Mendleson Communications was appointed as the CRP Facilitator on 8 September 2022. A further update regarding the activities of the CRP is included in section 5.2 of this report.

3. DISCUSSION / ISSUE

Developments since the adoption of the IWM Implementation Plan

- 3.1 An internal Audit Report focusing on drainage management was adopted in January 2022. The scope of the audit was broad and the recommendations include flood mapping and the development of an IWM Strategy. Actions identified in the original IWM Strategy Implementation Plan included several items from the Drainage Management Audit.
- 3.2 City Infrastructure (City Services Directorate) will lead the development of a Flood (Stormwater) Management Strategy in parallel with the flood mapping, with the primary aim of developing a prioritised capital works program for future years. The Flood (Stormwater) Management Strategy is to identify the priority flood mitigation projects, to reduce the risk posed by flooding to people, property, infrastructure, and the environment.
- 3.3 Engagement with the CRP is proposed through this process. It is intended that the proposed Flood (Stormwater) Management Strategy be reviewed following completion of the flood mapping, to ensure that it aligns with the latest flood modelling.

Revised Integrated Water Management Strategy Implementation Plan

- 3.4 The amended Integrated Water Management Strategy Implementation Plan forms Attachment 1 to this report. Key changes proposed to be made to the Implementation Plan adopted in July 2022 include the following:
- Removal of references to Amendment C137mann which was gazetted in November 2022.
 - Deletion of references to the Drainage Management Audit and associated actions including the preparation of a risk assessment and documentation of drainage management governance arrangements.
 - Revision of references to water and pollutant balance modelling to refer instead to the disaggregation of the existing Yarra catchment model, to isolate Manningham IWM targets.
 - Incorporation of recommendations from the Manningham IWM Transition Report (November 2022) commissioned by Melbourne Water and DEECA.
 - Updates to the project communications approach and program.

4. COUNCIL PLAN / STRATEGY

- 4.1 The Council Plan Action Item under Goal 2.4 requires officers to *improve water management with the development of an Integrated Water Management (IWM) Strategy*. The action spans the full term of the Council Plan 2021-2025.
- 4.2 Flood mapping and the development of an Integrated Water Management Strategy for Manningham are also identified in recommendations 6 and 7 of the Manningham Planning Scheme Review (December 2022) and as Council led adaptation actions in Council's Climate Emergency Action Plan (December 2022).

5. IMPACTS AND IMPLICATIONS

- 5.1 It is recognised that no single organisation can address the water challenges facing our communities in isolation. The revised Implementation Plan will guide the development of the Manningham IWM Strategy which will in turn aim to identify opportunities for Council action as well as collaboration with other agencies to meet IWM targets moving forward. As a member of the Yarra Catchment Integrated Water Management Forum, Manningham can contribute to a coordinated regional approach and to the achievement of a safe, resilient, liveable and sustainable city.
- 5.2 The Water and Catchment Amendment Act 2019 outlines requirements for water resource managers to recognise and involve Traditional Owners in the planning and management of waterways and catchments. Further discussions are proposed with a representative to be nominated by the Wurundjeri Woi Wurrung Manningham Cultural Consultation Group regarding potential project involvement.

6. IMPLEMENTATION

6.1 Finance / Resource Implications

6.1.1 Council is responsible for meeting the costs associated with the development of the IWM Strategy and local catchment flood modelling and mapping. The project is being progressed under the existing budget allocation for 2022/2023 and a budget submission has been lodged for the 2023/2024 financial year.

6.1.2 A funding application will be submitted to Melbourne Water to support the development of the IWM Strategy shortly.

6.2 Communication and Engagement

6.2.1 A Communications and Engagement Strategy for the IWM Strategy and Flood Mapping Project continues to be implemented in alignment with project phases and key milestones.

6.2.2 To date, communications initiatives undertaken targeting the broader community have included:

- Development of the Your Say Manningham project page and FAQ's;
- Communications associated with Planning Scheme Amendment C137mann (completed);
- Campaign underpinning the CRP Expression of Interest process across multiple Council channels, including a media release;
- Announcements of the availability of the CRP meeting minutes and summaries on Your Say Manningham following each CRP meeting;
- Announcements across multiple Council channels of key project milestones including the appointment of the Facilitator and Flood Mapping Consultant; and
- Promotion of the Our Water Future Survey which closed on 5 June 2023. A total of 53 responses were received, with one being incomplete. Fact Sheets on IWM and the Water Cycle were developed in support of the Strategy (see Attachments 2 and 3).

6.2.3 For the remainder of 2023, key communications and engagement activities are proposed to include:

- Updating the community on the Our Water Future Survey;
- Regular reviews and updates of the Your Say Manningham project page;
- Announcements at key project milestones;
- Development of Fact Sheets focussing on water saving tips, flood mapping, and how flooding occurs; and
- Community Roadshow (timing to be confirmed but to be prior to public exhibition of the draft IWM Strategy).

- 6.3 It is proposed that broader community engagement focus on the IWM Strategy, until the flood mapping is nearing public exhibition.
- 6.3.1 The State Government has released an animated video which clearly explains in non-technical terms how IWM can help all Victorians. Following is the link to the video from the YSM page: yoursay.manningham.vic.gov.au/flood-and-water-management
- 6.3.2 The communications and engagement strategy for the public exhibition of both the draft flood mapping and IWM Strategy will be prepared later in 2023.
- 6.3.3 Translation service options for multicultural communities already include the telephone translation service as well as translation of text through the Council website facility for any direct notifications. The Integrated Water Management and Water Cycle Fact Sheets have also been translated into the 5 most common non-English languages used in Manningham.

Community Reference Panel Update

- 6.3.4 The Community Reference Panel (CRP) previously met on 9 November, 15 December 2022, 29 March 2023 and 31 May 2023. The meeting minutes and summaries of the minutes are posted on the Your Say Manningham project page, after each meeting.
- 6.3.5 To date, the CRP has provided input into the IWM drivers for Manningham and proposed community engagement opportunities including a community survey and proposed roadshow. The final IWM drivers will inform the development of the Strategy vision.
- 6.3.6 At the 29 March 2023 CRP meeting, Rain Consulting made a presentation on flood modelling and mapping methodology and how flood modellers ensure that the results are fit for purpose.
- 6.3.7 The last CRP meeting was held on 31 May 2023. At the request of the CRP at the 29 March meeting, the focus of this meeting was clarification of the role of the CRP, the project direction and the differences between the current project and the previous flood mapping project. The proposed Flood Management Strategy was also discussed.
- 6.3.8 The Flooding and Stormwater Management Community Reference Panel (CRP) will continue to help guide the project engagement approach in 2023, with future meetings scheduled for September and November 2023.

Councillor Engagement

- 6.3.9 This project is complex, multi-faceted and has a long duration. A flexible approach to the project delivery is being taken to appropriately respond to issues raised through engagement with the CRP.
- 6.3.10 It is proposed that opportunities will be provided throughout the progression of the project to ensure that Councillors are kept well-informed and continue to develop their knowledge base on all aspects of the project.

6.3.11 It is proposed that other sessions will be scheduled to stage the dissemination of information in advance of reports being tabled for Council decisions.

6.4 Timelines

6.4.1 Key proposed project milestones including stages of the project to be formally considered by Council are as follows:

Activity	Date
Council consideration of flood mapping scenarios including Climate Change	February 2024
Council consideration of request to publicly exhibit the draft Integrated Water Management Strategy	May 2024
Public exhibition period for draft Integrated Water Management Strategy	June – July 2024
Council consideration of request to publicly exhibit the mapped flood extents	March 2025
Public exhibition period for mapped flood extents	April – May 2025
Council consideration of adoption of Integrated Water Management Strategy	March 2025
Council consideration of endorsement of flood extents	December 2025

6.4.2 The above program does not include any Planning Scheme Amendment to formalise flood extents resulting from the mapping project. Should this be a preferred option, it will be subject to a separate and formal resolution of Council. It is not anticipated that this process would occur before early 2026.

6.4.3 The currently proposed project timing may vary as the project progresses, to accommodate additional investigations as necessary and respond to issues arising from community engagement.

7. **DECLARATIONS OF CONFLICT OF INTEREST**

No officers involved in the preparation of this report have any general or material conflict of interest in this matter.



Manningham
Integrated Water Management
Strategy (Revised)
Implementation Plan

Adopted by Council on 27 June 2023

Contents

1 Overview	3
1.1 Project Details	3
Background / Context	3
2 Objectives and Scope	5
2.1 Project Objectives.....	5
2.2 Project Outcomes	6
2.3 Scope of Work.....	6
What are the scope inclusions.....	6
What are the scope exclusions.....	7
3 Project Constraints, Resources and Data Requirements	7
Constraints	7
4 Project Governance.....	8
5 Reporting Requirements.....	10
6 Communication and Engagement Plan.....	10
7 Relevant Documents	11
Appendices	13

1 Overview

1.1 Project Details

Council TRIM Document [D22/46254](#)
Reference:

Title: **Integrated Water Management Strategy**

Background / Context

Drivers for Integrated Water Management

In southern Australia, climate change is already leading to a decrease in average annual rainfall and an increase in rainfall intensities. The Intergovernmental Panel on Climate Change Sixth Assessment Report 2022 forecasts that these trends will continue.

The population for Metropolitan Melbourne is forecast to grow from 4.5 million residents in 2015 to 7.8 million residents by 2051, representing population growth of over 70%.

Currently Melburnians use 50 to 70 gigalitres more water per year on average than flows into our water storages, depending on rainfall, with desalinated water currently meeting this gap.

The forecast impacts of climate change, together with increased demand for water resulting from population growth will apply further pressure to our potable water supplies, reinforcing the need for an Integrated Water Management approach to ensure a sustainable future for our community.

The State Government Integrated Water Management Framework for Victoria (2017) (the Framework) defines IWM as:

'a collaborative approach to planning that brings together organisations that influence all elements of the water cycle, including waterways and bays, wastewater management, alternative and potable water supply, stormwater management and water treatment. It considers environmental, social and economic benefits'.

A key focus of integrated water management is a shift from treating stormwater as a waste to be disposed, to stormwater being recognised as a valuable resource. Integrated Water Management approaches of relevance in an urban environment include the following.

- Treating and reusing wastewater as an urban resource (recycled water for irrigation).
- Reducing flood impacts (excess runoff) through stormwater harvesting and irrigation to preserve open spaces and relieve pressure on the downstream stormwater drainage network during peak events.
- Allow stormwater and treated wastewater to infiltrate into local soils and replenish groundwater stores, to reduce the impact of urban runoff volumes on local waterways and reduce discharges to receiving waters.
- Conserving potable water supplies through substitution with alternative water sources such as wastewater and stormwater.

Integrated Water Management Strategic Context

Key Victorian strategies guiding the development of this project include the following.

Outcome 06 of Plan Melbourne 2017-2050 aims for Melbourne to be a sustainable and resilient City. This includes an integrated approach to managing the urban water cycle to best use all water sources, to protect the health of the city's waterways and bays, reduce the risk of flooding and keeping parks, gardens and street trees thriving.

Water for Victoria is a Plan which outlines the proposed actions to create a modern and efficient, innovative, future-focused and affordable water system, in the face of the challenges posed by climate change and population growth.

The Flood Management Strategy for Port Phillip and Westernport (2021-2031) is a refresh of the 2015 Strategy to address a rapidly changing context. Climate change and urbanisation are significantly increasing flood risks and planning across all agencies with flood management responsibilities including local government needs to evolve to meet these challenges.

Burndao Birrarung Burndap Umakoo, the Yarra Strategic Plan 2022-2032, connects planning law and water management, and builds on the regional Healthy Waterways Strategy 2018 to deliver a healthy river and lands. The Yarra Strategic Plan was co-designed by the state and local government authorities involved in managing the river and its parklands, including Manningham.

Appendix B sets out the key relationships of the proposed Manningham Integrated Water Management Strategy to relevant State Government strategies, the Council Plan and relevant Council strategies.

Integrated Water Management Strategy

This Implementation Plan focuses on the development of the Integrated Water Management Strategy.

The development of an Integrated Water Management (IWM) Strategy is required under Goal 2.4 of the Council plan.

Staged delivery is required under the Council Plan for this action to June 2025.

The primary agencies driving integrated water management in Victoria include DEECA and the water corporations including Melbourne Water and Yarra Valley Water.

The Integrated Water Management Framework for Victoria assists government and delivery partners to work together to improve water outcomes for the community. Collaboration is a key enabler to realise IWM opportunities, both internally and with external agencies.

Central to the framework are the Integrated Water Management Forums established across Victoria, which are convened by DEECA. These forums facilitate collaborative, whole-of-catchment water planning and management to maintain and enhance the liveability, prosperity and resilience of Victoria. Manningham is part of the Yarra Catchment Forum.

These Forums facilitate industry input into the development of relevant new policies and strategies, identify priority actions to progress towards the achievement of agreed targets and monitor and track progress.

The draft Yarra Catchment Scale Integrated Water Management Plan identifies a range of measures to track and encourage progress to the achievement of targets for 2030 and 2050. It is estimated that the expenditure required statewide to meet the 2030 targets will be of the order of \$1 Billion and \$8 Billion to meet the 2050 targets.

The strategy development is anticipated to require a period of approximately two years to complete, including public exhibition of the draft strategy.

Relevant policies and key strategies are listed under section 8 of the Implementation Plan.

In January 2020, Manningham Council declared a climate emergency to acknowledge we are in a state of serious climate and environmental change. In December 2022, Council adopted its Climate Emergency Action Plan which references the flood mapping and Integrated Water Management Strategy.

Flood Mapping

Flooding is a natural hazard which is to a great degree predictable in terms of its location, extent, depth and velocity. The flood mapping project will provide fit-for-purpose maps indicating the flood characteristics of the catchments for a range of rainfall intensities, including those projected factoring climate change predictions. The project will result in mapped flood extents for the entire municipality.

These maps will inform flood mitigation activities, community awareness and appropriate land use planning and flood emergency planning and preparedness. The mapping will also inform the development of the Integrated Water Management Strategy.

Flood mapping for Manningham is being undertaken in partnership with Melbourne Water.

Relationship Between Integrated Water Management and Flood Mapping

An infographic showing the relationship between Integrated Water Management and flood mapping is provide in Appendix C.

2 Objectives and Scope

2.1 Project Objectives

The project objectives as they relate to Integrated Water Management are as follows:

- Alignment of the IWM Strategy with the strategic outcomes and measures identified in the Yarra Catchment Scale Integrated Water Management Action Plan and other strategic and policy documents developed by the Yarra Catchment Forum
- An informed community and Council regarding the water cycle, mounting pressures on water availability, definition of the case for IWM in Manningham and robust community engagement;
- An informed Council, based on briefings on all relevant aspects of the project including issues, risks and implications of options presented, to inform Council resolutions;
- Review of the Yarra catchment water and pollutant balance model to understand IWM targets as they relate to Manningham and inform targeted actions to address future water challenges.
- Identification of organisational barriers and enablers and improved cross organisational collaboration and understanding of Integrated Water Management targets.
- Identification and coordination with relevant complimentary actions across Council.
- Collaboration with external agencies including DEECA, Yarra Valley Water and Melbourne Water to address water security for the Manningham community and assist in developing a strategy to achieve integrated water management targets.
- Identify and manage risks associated with the project;
- Compliance with legislation including the Water and Catchment Amendment Act 2019 and engagement with Traditional Owners.
- Adherence to the agreed governance arrangements as set out in this Implementation Plan;
- A consistent IWM approach across Council and the improved realisation of IWM opportunities across public and private land; and

- Development of an IWM strategy and accompanying action plan.

2.2 Project Outcomes

Some of the key outcomes that will arise from this project are as follows

1. An integrated water management vision for Council.
2. The identification and collection of data to facilitate monitoring and reporting of achievements against agreed targets.
3. An Integrated Water Management Strategy with no end date, consistent with the State policy and strategic direction. Review of the strategy will be undertaken only when required as a consequence of changes to State or Council Policy or other relevant driver.
4. A 10 year action plan, identifying infrastructure projects, improvement opportunities, policy requirements and other measures to realise IWM targets.
5. Improved collaboration across Council and external agencies with water cycle responsibilities including DEECA, Melbourne Water and Yarra Valley Water.

2.3 Scope of Work

What are the scope inclusions

The scope of the project is detailed as follows:

1. Procurement and engagement of an Integrated Water Management specialist consultant.
2. Research of best practice approaches to IWM, state and local strategies and the definition of climate change impacts.
3. Review the Manningham IWM Transition Report (DEECA) and the associated recommendations and address these through the development of the Manningham Integrated Water Management Strategy.
4. Review and update the inventory of existing Council IWM infrastructure and incorporate this information into the Council GIS system.
5. Delivery against the Communications and Engagement Strategy including facilitation and administration of the Community Reference Panel.
6. Engagement with Traditional Owners regarding the IWM Strategy to advise the Wurundjeri Woi-wurrung Cultural Heritage Aboriginal Corporation (WWCHAC) of Councils intent to develop an IWM Strategy and seek advice on their interest, expectations and potential for involvement in the Strategy development.
7. Actively engage through the Yarra Catchment Forum and ensure that the Strategy aligns with the evolving State Government direction.
8. Definition of the IWM vision for Manningham
9. Identify and investigate barriers to the adoption of IWM and develop strategies to address any barriers to ease implementation.
10. Investigate collaboration opportunities and leverage actions undertaken internally and externally to further IWM ambitions for Manningham.
11. Document the governance arrangements for IWM, strategic, planning, capital and operational roles and responsibilities.
12. Computer modelling (flood modelling and interrogation of existing Yarra Catchment water balance model) to identify IWM targets for Manningham cascading from the Greater Melbourne and Yarra Forum scale down to Manningham and assist in identifying the most effective approach to meet IWM targets for Manningham.
13. Spatial mapping of relevant data potentially including flood extents, water quality data, existing IWM infrastructure, drainage hot spots, irrigation opportunities, Liveable City Strategy

greenways, existing IWM infrastructure and other data as required to inform identification of opportunities delivering multiple benefits.

14. Initial assessment of identified project feasibility for selected projects including assessment of benefits, estimated performance against IWM targets, the preparation of preliminary cost estimates (including lifecycle costs) and conceptual plans as required, suitable to assess the project impact against Yarra Catchment Forum targets and inform the development of project business cases.
15. Investigate alternative IWM funding streams.
16. Ensure appropriate demarcation and that the Integrated Water Management Strategy compliments relevant Council Strategies and Plans (including Council's proposed Flood Mitigation Strategy) and external strategies and is consistent with Council's Integrated Planning Framework.
17. Review the effectiveness of the current planning provisions for private land and consider alternative options for achieving IWM objectives, including a potential voluntary contributions scheme.
18. Development of an IWM strategy and accompanying action plan considering planning, policy, capital and operational initiatives, opportunities to partner with other organisations, build capacity and enhance community understanding and support for IWM initiatives. Identified actions are to be based on best value, be affordable, maximise environmental benefits, be practical, within Council resources and technically proven.
19. Identification of a prioritising system for identified IWM actions.
20. Development of a reporting and monitoring plan for performance against local targets, Strategy actions, and Manningham's contribution to monitoring, evaluation and reporting on progress against the performance targets and prioritised actions, as set out in the Yarra Catchment Scale IWM Plan and associated Action Plan.
21. Public exhibition of the draft Strategy, review of submissions and amendment of the Strategy for Council adoption.

What are the scope exclusions

This project excludes the following:

1. Actions which involve the delivery of works on private land (excluding land within easements).

3 Project Constraints, Resources and Data Requirements

Constraints

- There is need for flexibility in the project approach to account for shifts in direction in response to community engagement.
- Key milestones in the Project Program and decisions to be made at a higher level within Council.
- Availability of Traditional Owners to engage with the project given the Corporations resource constraints.
- Other agency requirements, limitations and priorities which may impact on the ability to pursue IWM project options.

Resources:

- Integrated Water Management Strategic Lead
 - Project management, coordination, administration and reporting
 - Consultant procurement and management
 - Research and strategy preparation

- Members of Working Groups
 - Meeting attendance and project input to guide the strategy development.
- Consultants / Advisors:
 - Flood mapping – Afflux Consulting Pty Ltd
 - Integrated Water Management – To be determined
 - CRP Facilitator – Mendleson Communications

Data Requirements

- LiDAR data
- Mapped flood extents
- Water asset data
- Existing Integrated Water Management asset data
- Population data and population projections to 2030 and 2050
- Waterwatch data
- Current and projected water demand to 2050
- Current and projected wastewater generation to 2050
- Projected environmental flow requirements to 2050
- Rainfall projection to 2050
- Data extracted from the Yarra Catchment pollutant and water balance model
- Other data as required

4 Project Governance

The Governance Structure for oversight of the development of the Integrated Water Management Strategy is as shown in Figure 1 below.

The Project Control Group involves Melbourne Water and Council management. The PCG is a forum comprising of officers and decision makers at Manningham City Council and Melbourne Water Corporation. The PCG oversees the project delivery and informs project direction, ensuring mutually agreeable outcomes are achieved in a timely manner. The PCG membership is to evolve over time with project phasing as required.

The Project Steering Committee is an internal Council group which includes the Project Sponsor, Advocate and Project Manager and supporting staff. Further information regarding the PCG and PSG can be found in Table 1.

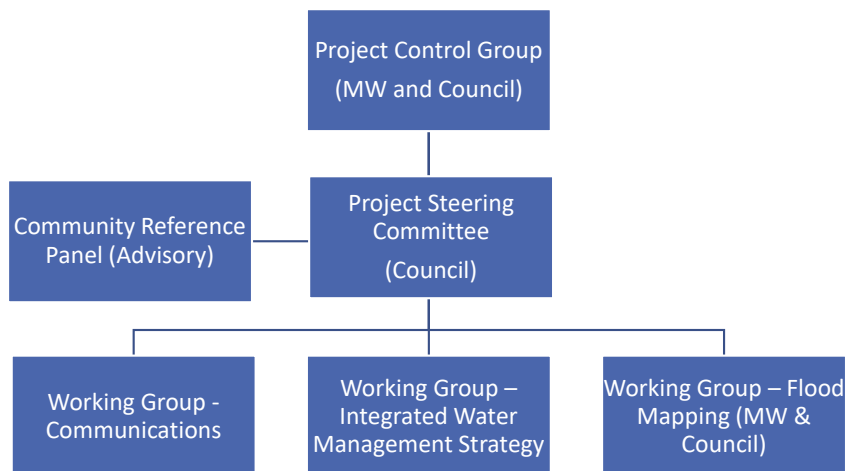


Figure 1: Project Governance Structure

Group Title / Membership	Meeting Frequency	Group Purpose
Project Control Group (PCG) Joint Melbourne Water and Council Group involving Directors, Managers and officers	Meet prior to each CRP meeting and prior to key milestones – Subject to review.	<ul style="list-style-type: none"> Defined in Terms of Reference Oversee the project delivery and informs project direction, ensuring mutually agreeable outcomes are achieved in a timely manner.
Project Steering Committee <ul style="list-style-type: none"> Director City Planning Director City Services Manager Integrated Planning Manager Engaged Communities Manager Sustainable Futures Manager City Infrastructure Coordinator City Planning Integrated Water Management -Strategic Lead 	As required. In advance of key milestones including officer level decision points, in advance of CRP meetings and review of information prior to referral to Council.	<ul style="list-style-type: none"> Internal issue resolution to inform and progress project Oversite of Integrated Water Management Strategy development and resolution of issues referred to the PSC from the Working Groups Review of all project documentation prior to presentation to Council etc Project monitoring and tracking. Oversight of CRP issues and communications / engagement.

Table 1: PCG and PSC Details

Cross organisational Working Groups have also been established to assist with the development of the strategy and action plan, community engagement and oversight of the flood mapping project.

5 Reporting Requirements

The below table describes the anticipated reporting expectations, responsibilities and schedule to drive the development of the Integrated Water Management Strategy.

Table 1: Reporting requirements

Reported by	To whom	Reporting requirements	Date / Frequency	Format
Project Manager / Manager Integrated Planning (MCC)	Manningham Council	Council consideration of updates	27 June 2023	Written report to Council
Project Manager / Project Steering Committee	Councillors	Project status updates	Prior to each CRP meeting and following PSC meetings	Councillor Bulletin
Project Manager / Manager Integrated Planning (MCC)	Manningham City Council	Report seeking approval to publicly exhibit Integrated Water Management Strategy	May 2024	Written report and verbal presentation
Project Manager / Manager Integrated Planning (MCC)	Manningham City Council	Adoption of Integrated Water Management Strategy	March 2025	Written report to Council via presentation to SBS

6 Communication and Engagement Plan

The purpose of the strategy is to guide targeted, timely and effective stakeholder communications and engagement, enabling improved community understanding of the drivers, maximising the reach of the project to ensure that community views are understood and taken into account in the project delivery.

The Plan will be developed in phases as the project progresses.

The Phase 1 plan addressed the formation of the Community Reference Panel and Planning Scheme Amendment C137mann.

The Phase 2 Plan addressed the initial engagement of the Community Reference Panel and broader public education measures regarding flooding and integrated water management considerations.

The Phase 3 Plan runs to the end of 2023 and addresses project developments and key communications campaigns including an IWM community survey, key milestones and an IWM Community Roadshow.

External project stakeholders include the community, DEECA, Yarra Valley Water, Melbourne Water (directly and through the Yarra Catchment and Koonung Catchment Forums) and Traditional Owners.

Community Reference Panel (CRP)

The CRP works with Council officers to ensure the community voice is considered throughout the project development. The CRP currently consists of 9 community members, three appointed Councillors

including the Chair, officers and an independent facilitator. The Terms of Reference for the CRP have been communicated to the CRP.

Traditional Owners

The Water and Catchment Amendment Act 2019 outlines new requirements for water resource managers to recognise and involve Traditional Owners in the planning and management of waterways and Catchments. The Act ensures that Victoria's waterways and water resources are managed in a way that considers Aboriginal cultural values and uses of waterways.

The State are also seeking to increase opportunities for First Nations' access to water, partnerships, decision-making powers and address water justice issues. Water justice for Traditional Owners includes water entitlements for healthy Country, healthy mob, and cultural economies.

Options available include engagement through the strategy development, engagement regarding specific projects arising from the strategy action plan once identified or other yet to be identified options. The preferred means and extent of engagement with the Wurundjeri Woi Wurrung Cultural Heritage Aboriginal Corporation for the strategy will be discussed with a representative nominated by the Wurundjeri Woi Wurrung Manningham Cultural Consultation Group.

State Government / Other Agencies

Engagement with Yarra Valley Water and Melbourne Water in respect of the Integrated Water Management Strategy is proposed through workshops to understand proposed agency initiatives relevant to Manningham, secure relevant data and identify joint project opportunities.

Translation Services

Translation service options will include the telephone translation service as well as translation of text through the Council website facility. Recipients of direct notifications will be referred to the Council website translation facility.

7 Relevant Documents

State Government Documents

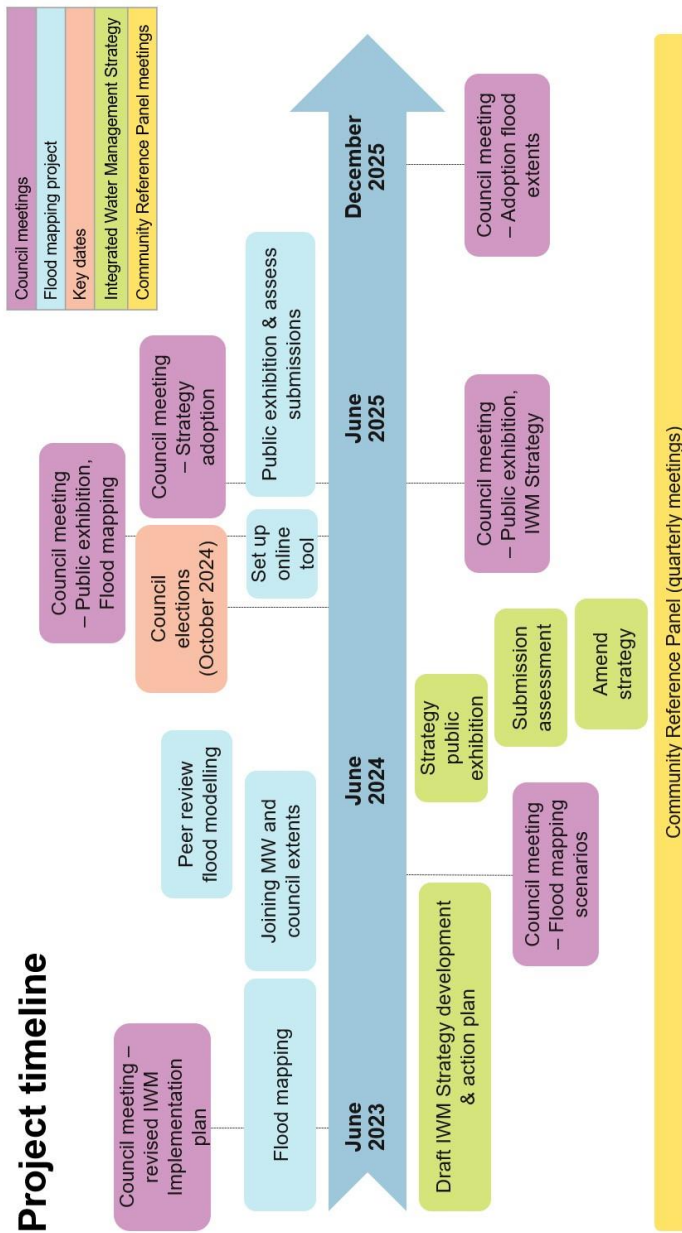
- Plan Melbourne Strategy 2017-2050 (DELWP, 2017)
- Water for Victoria - Water Plan (Victorian Government, 2016)
- State Integrated Water Management Framework (Victorian Government, 2017)
- Victorian Strategic Directions Statement Objectives – Catchment IWM Forums (DELWP, 2018)
- Victorian Floodplain Management Strategy (DELWP, 2016)
- Port Phillip and Westernport Flood Management Strategy (Melbourne Water, 2021)
- Victorian Waterway Management Strategy (DELWP, 2013)
- Healthy Waterways Strategy (Melbourne Water, 2016)
- Burndap Birrarung Burndap Umarkoo Yarra Strategic Plan
- Water for Life.
- Greater Melbourne Urban Water Strategy
- Living Melbourne: Our Metropolitan Urban Forest Strategy
- The Central and Gippsland Region Sustainable Water Strategy 2022

Council Documents

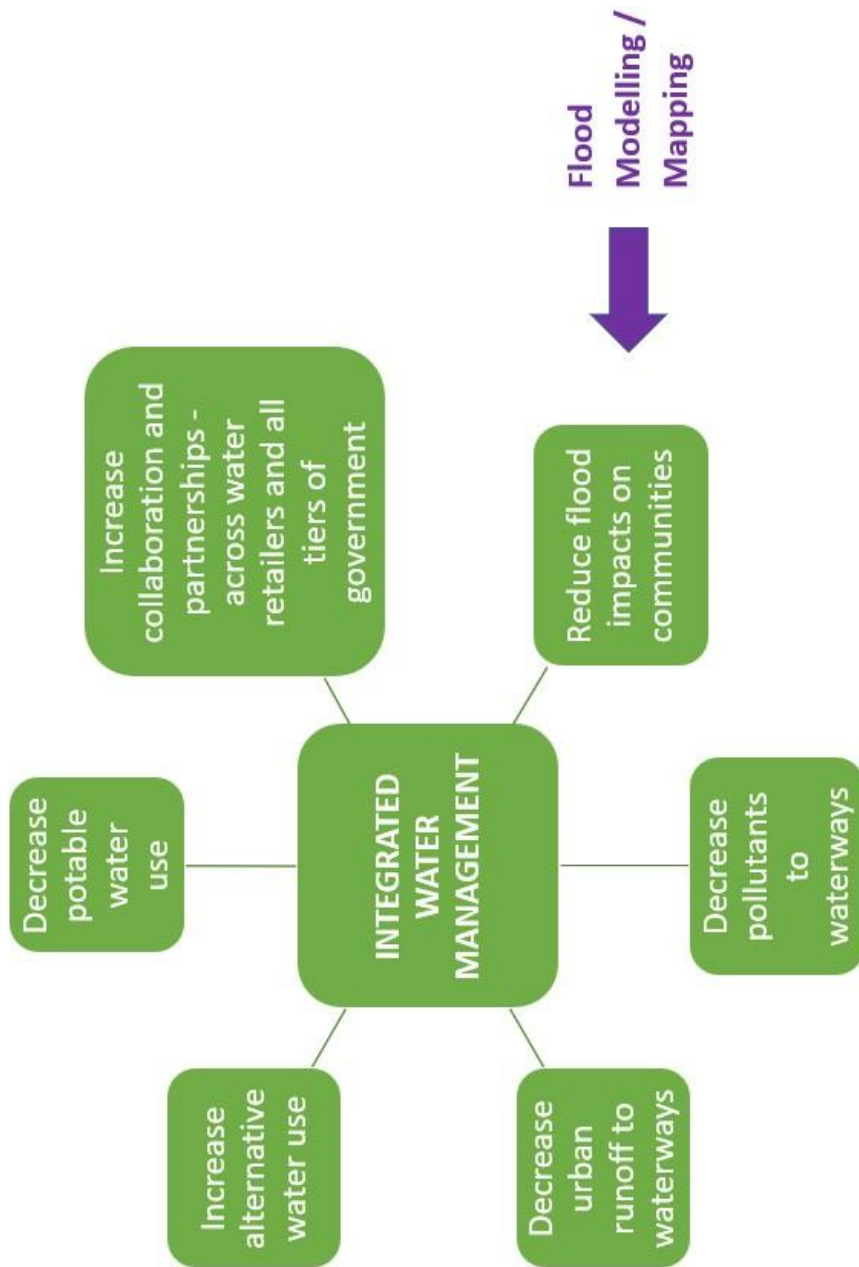
- Integrated Planning and Reporting Framework
- Council Plan 2021 - 2025
- 10 Year Financial Plan
- Risk Management Strategy
- Manningham Planning Scheme
- Manningham Open Space Strategy
- Drainage Asset Management Plan (Draft)
- Liveable City Strategy August 2022
- Climate Emergency Action Plan December 2022
- Manningham Open Space Strategy
- Health and Wellbeing Strategy
- Urban Forest Action Plan (Draft)
- Flood (Stormwater) Management Strategy (Proposed)

Appendices

A. Project Program



C. Relationship Between Integrated Water Management and Flood Mapping





Factsheet

Integrated Water Management

Water is fundamental to the health and wellbeing of our community and the liveability of Manningham. Our changing climate is increasing our flood and drought risk and reducing average annual rainfall. We also expect population growth to increase demand for water.

We're building an Integrated Water Management Strategy to set our strategic direction on water management. It will contribute to the sustainable management of water to ensure the ongoing liveability of our City.

What's Integrated Water Management?

Integrated Water Management is a holistic and collaborative approach to water management.

It considers all aspects of water management impacting the water cycle, including:

- managing and protecting the health of our waterways and bays
- management of existing and future flood and drought risks
- wastewater management
- diminishing average rainfall and impacts for traditional water supplies
- stormwater management and water treatment.

Why develop an Integrated Water Management Strategy?

There are mounting pressures on the management of our water resources arising from a variety of drivers, including:

- population growth
- climate change and variability
- increasing flood and drought risk.

Manningham's Integrated Water Management Strategy will deliver a proactive approach to address our emerging risks.

It will help us secure a resilient, liveable and sustainable water future.

No one agency can address these challenges alone. Integrated Water Management requires the collaboration of all organisations with an interest in all aspects of the water cycle.



Interpreter service **9840 9355**
 普通话 廣東話 Ελληνικά Italiano العربية فارسي



What does the strategy aim to achieve?

Our Integrated Water Management Strategy will set the strategic direction on water management to support and enhance social, environmental and economic outcomes. The strategy will review our management of water and define our vision, targets and objectives for the future.

By considering the whole water cycle when planning and delivering services and guiding development, we can:

- build more water sensitive and resilient communities
- sustainably manage valued open spaces and streetscapes
- reduce the demand on potable water supplies through the appropriate use of alternative fit for purpose water sources, including:
 - rainwater
 - greywater
 - recycled wastewater
 - groundwater
 - stormwater
- improve our ability to withstand future droughts and floods by better utilising alternative water sources
- deliver safe, secure, affordable, and fit for purpose water supplies
- offset the impacts of urbanisation
- better protect our waterways and enhance biodiversity
- complement the development of other Council climate related strategies, including the proposed Urban Forest Strategy.

Will the community be engaged in the development of the strategy?

A Flooding and Stormwater Management Community Reference Panel has been appointed to help guide the development of the Integrated Water Management Strategy.

The wider community will also be engaged via 'Manningham's water future' survey (April 2023).

The draft Integrated Water Management Strategy will be available for comment during the public exhibition in mid-2024.

More information

yoursay.manningham.vic.gov.au/flood-and-water-management

9840 9333

manningham@manningham.vic.gov.au

DEECA and Clearwater have partnered to produce an animated video to demonstrate how Integrated Water Management can help all Victorians.

You can view the animation at

yoursay.manningham.vic.gov.au/flood-and-water-management

Factsheet

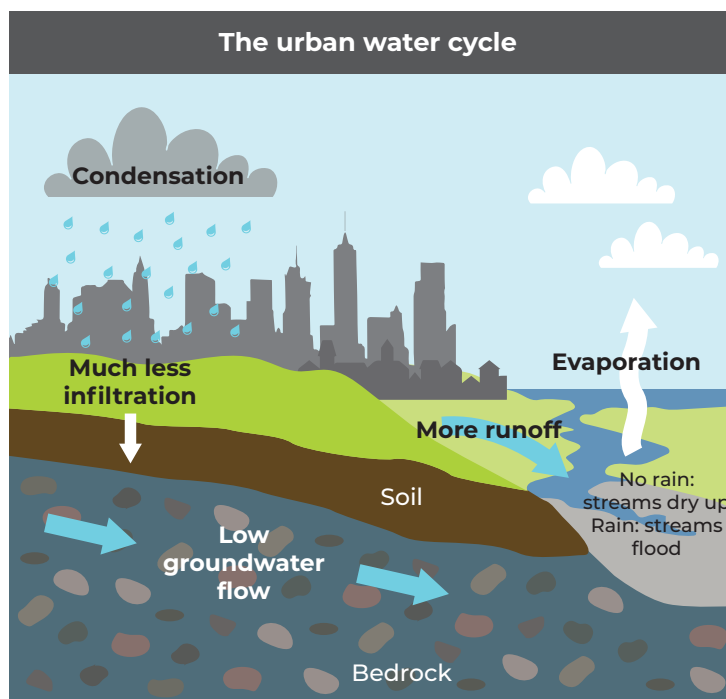
Water cycle in an urban environment



The water cycle is the journey water takes from the land to the sky and back again.

As water moves through the water cycle, it changes forms – from liquid in our waterways and oceans, to gas in clouds, and back to liquid as rain or solid states of snow and ice. The natural water cycle is our planet’s way of recycling water and is essential to life on earth.

It follows a continuous cycle of evaporation, condensation, precipitation, infiltration, run-off and transpiration from plants.



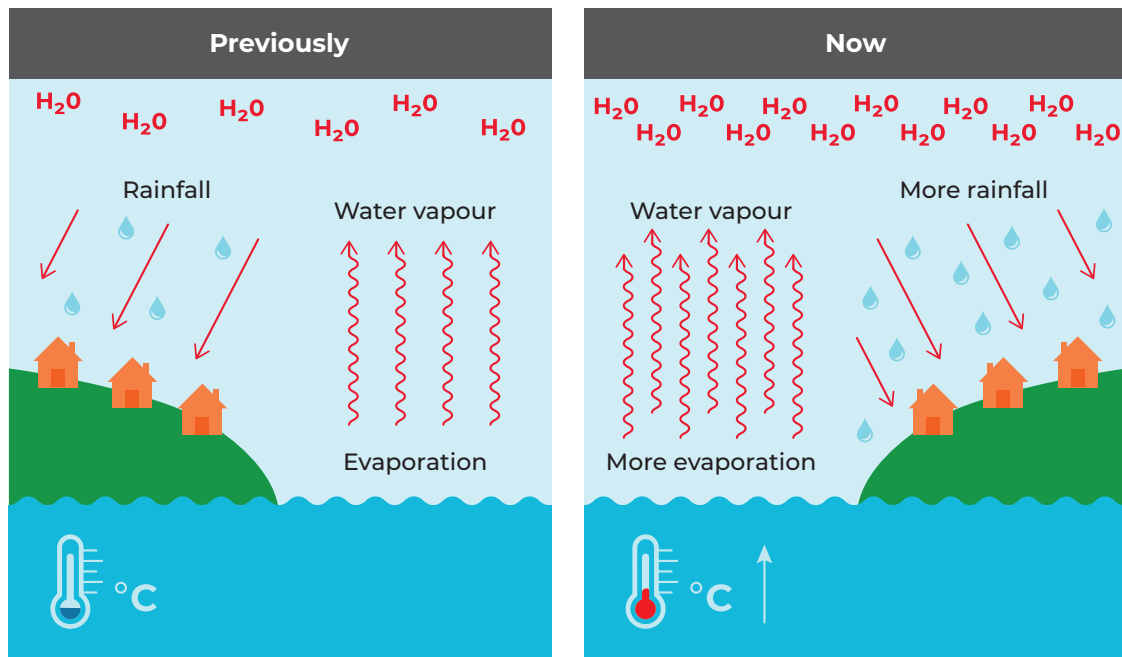
How is climate change forecast to affect the water cycle?

Higher forecast temperatures associated with climate change will increase evaporation rates.

Southern Australia is forecast to receive less annual rainfall, reducing water availability from our water supply catchments. An increased risk of drought is also forecast. On average when rainfall is experienced, greater intensity events are anticipated, increasing flood risk.


 Interpreter service **9840 9355**
 普通话 廣東話 Ελληνικά Italiano العربية فارسي





How does urbanisation affect the water cycle?

Through the development of buildings, roads, drains, water and sewer pipes, we have changed the natural water cycle in urban areas. More hard surfaces such as roofs and footpaths reduce the ability for water to infiltrate into the soil and increases the volume of stormwater runoff.

When water falls on urban surfaces it becomes contaminated with oil, metals, litter and other pollutants. Stormwater runoff from urban areas travels faster to our waterways, which increases peak flows, changing flood volumes and increasing the risk of erosion along our waterways.

The pollutants in stormwater degrade the water quality in our waterways, which then impacts wildlife and biodiversity. Reduced rates of water infiltration into our soils, reduces groundwater flows, resulting in drier soils, which in turn impacts plant health.

How can we address these emerging challenges?

To contribute to addressing these issues, Council is in the process of developing the Manningham Integrated Water Management Strategy. The Strategy will seek to contribute to the sustainable management of water to ensure the ongoing liveability of our City.

More information

yoursay.manningham.vic.gov.au/flood-and-water-management

9840 9333

manningham@manningham.vic.gov.au

DEECA and Clearwater have partnered to produce an animated video to demonstrate how Integrated Water Management can help all Victorians.

You can view the animation at

yoursay.manningham.vic.gov.au/flood-and-water-management

10.2 Draft Affordable Housing Policy

File Number:	IN23/335
Responsible Director:	Director City Planning
Attachments:	<ol style="list-style-type: none">1 Manningham Affordable Housing Policy (DRAFT - May 2023) ↓2 Key Achievements - Manningham Affordable Housing Policy and Action Plan (2010 - 2020) ↓3 Affordable Housing - Benchmark Matrix of other Councils ↓4 Planning Permit Approval for 30 Dwellings or more between 2012 - 2022 ↓

EXECUTIVE SUMMARY

The purpose of this report is to consider the adoption of a new draft Affordable Housing Policy (draft Policy). This draft Policy builds on the achievements of the Manningham Affordable Housing Policy and Action Plan 2010 – 2020, and reflect changes to the Planning and Environment Act 1987 that were introduced in 2018.

Affordable housing is non-market (subsidised) housing that is offered outside the mainstream housing market. It is aimed at people who cannot afford to rent in the private rental market. This form of housing has eligibility requirements (such as household income) and an allocation process to make sure that the housing goes to the people in need.

The draft Policy provides direction on how Council will facilitate ‘Affordable Housing’ outcomes. It covers four key areas: advocacy, land use planning, relationship building and investment, and includes an Action Plan (refer to Attachment 1). It should be noted that Council is a member of the Eastern Affordable Housing Alliance (EAHA) and the Regional Local Government Homelessness & Social Housing Group (the Regional Charter Group), which provide an influential platform to advocate for affordable housing outcomes at a regional level.

It is recommended that Council endorse the draft Affordable Housing Policy for the purposes of undertaking targeted consultation on the draft Policy for a period of one month. Consultation would involve referral to key developers, community housing providers, social service providers, key groups including Eastern Affordable Housing Alliance (EAHA) and any other relevant stakeholders.

Following the exhibition period, the draft Policy will be reviewed having regard to feedback received during the targeted consultation period. It is anticipated that the final Policy will be reported to Council for adoption from October 2023.

COUNCIL RESOLUTION

MOVED: CR LAURA MAYNE
SECONDED: CR TOMAS LIGHTBODY

That Council:

- A. Endorse the draft Affordable Housing Policy (Attachment 1) for the purpose of undertaking targeted consultation with key stakeholders for a period of one month.**
- B. Note that following the targeted consultation, the Affordable Housing Policy will be presented to Council for adoption.**
- C. Note Council's existing involvement in the Eastern Affordable Housing Alliance (EAHA) and the Regional Local Government Homelessness & Social Housing Group as a regional platform to advocate for affordable housing outcomes.**

CARRIED UNANIMOUSLY

2. BACKGROUND

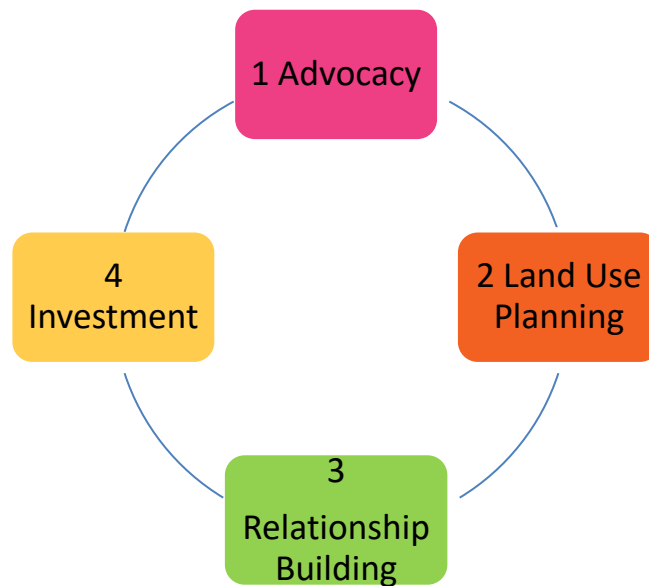
- 2.1 An action of the Manningham Council Plan 2021 – 2025 is to: 'Improve housing choice to meet community needs by reviewing the Affordable Housing Policy and Manningham Planning Scheme.'
- 2.2 A new draft Affordable Housing Policy has been prepared that builds on the achievements of the Manningham Affordable Housing Policy and Action Plan 2010 – 2020 (MAHAP) and reflects the changes to the *Planning and Environment Act 1987* that were introduced in 2018. The key achievements made in MAHAP are included in Attachment 2.
- 2.3 Affordable housing is non-market (subsidised) housing that is offered outside the mainstream housing market. It is aimed at people who cannot afford to rent in the private rental market. This form of housing has eligibility requirements (such as household income) and an allocation process to make sure that the housing goes to the people in need.
- 2.4 Housing affordability is different to Affordable Housing. The term 'housing affordability' refers to the relationship between expenditure on housing (prices, mortgage payments or rents) and household income.
- 2.5 Whilst the provision of Affordable Housing is largely the responsibility of Federal and State Governments, Local Government still has a role to play. For Manningham, evidence demonstrates that there is a demand for Affordable Housing, particularly given Manningham has a far lower level of social housing compared to the average for Greater Melbourne. (0.6 per cent of total dwellings compared with 2.3 per cent).

- 2.6 The following statistics show that there is a demand for Affordable Housing in Manningham.
- *Rental Affordability for Low Income Households*: In the year to June 2022, only 1.7% of new rental lettings were affordable for low income households.
 - *Rental Stress*: 3,171 households were in rental stress in 2021 (35% of renting households) compared with 30.9% in Greater Melbourne.
 - *Social Housing*: The rate of social housing provision in Manningham is far lower than the average for Greater Melbourne (0.6% of total dwellings compared with 2.3% in Greater Melbourne). Manningham also has the lowest supply of social housing in the Eastern region.
 - *Homelessness*: In 2021 - 2022, 1099 people accessed specialist homelessness services.
- 2.7 The development of the draft Affordable Housing Policy has been assisted by consultants, Hornsby and Co. The consultancy assisted with researching and benchmarking the Affordable Housing policies of five councils in metropolitan Melbourne including: Banyule, Whitehorse, Boroondara, Bayside and Glen Eira. The research showed that compared to the benchmarked councils, Manningham has a significantly lower rate of Affordable Housing. (Refer to Attachment 3).

3. DISCUSSION / ISSUE

- 3.1 When determining Council's role in increasing the supply of Affordable Housing, consideration needs to be given to Manningham's location within a metropolitan context. It is a middle ring municipality with relatively few strategic redevelopment sites, therefore Affordable Housing opportunities can realistically be pursued on in-fill sites, primarily located in areas of substantial change areas such as Doncaster Hill, around neighbourhood activity centres and along main roads (in the vicinity of activity centres). Other Affordable Housing opportunities potentially exist on State and Council-owned sites.
- 3.2 The facilitation of Affordable Housing within Local Government is multi-faceted. Accordingly, the draft Policy has four key themes that involve the participation of several units across Council.
- 3.3 The draft Policy does not address homelessness, however it is recognised that the lack of access to stable Affordable housing is a main driver of homelessness. Council is currently developing a process to assist people experiencing homelessness in the municipality.

3.4 The four key themes are:



Theme 1: Advocacy

3.5 A key aspect of this Policy is Advocacy. Council is a member of the Eastern Affordable Housing Alliance (EAHA), and the Regional Local Government Homelessness & Social Housing Group (the Regional Charter Group). Council leverages the networks of both Groups to collectively advocate to the Federal and State Governments to improve public policy and funding opportunities to increase the supply of social and affordable housing.

3.6 At a strategic level both advocacy groups have similar priorities and commit to:

- Working in partnership with Federal and State governments, and public and private sector partners, to increase the provision of Affordable Housing and respond to homelessness in the east and south-east Melbourne.
- Advocating for inclusive housing growth including mandatory inclusionary zoning within the Victorian land use planning system.
- Promoting capacity building to educate staff, councillors and the community on issues relating to Affordable Housing and homelessness.

Theme 2: Land Use Planning

3.7 A significant challenge in securing Affordable Housing in the Victorian planning system is the voluntary nature of the legislation. The *Planning and Environment Act 1987* outlines that an Affordable Housing contribution can be achieved through a voluntary negotiation between a developer and a council. This contribution may be provided in the form of land, dwellings or cash, and secured by a legal agreement and registered on a certificate of title (via Section 173 of the *Planning and Environment Act 1987*). Given the voluntary nature of the existing legal provisions there is no guarantee that a developer will agree to the provision of an Affordable Housing contribution.

- 3.8 Nevertheless, to negotiate for an Affordable Housing contribution, Council needs to have a strong policy position. This theme involves preparing guidance material for the development community that would outline Council's expectations regarding a voluntary Affordable Housing contribution as part of the planning process (planning application or planning scheme amendments), so a developer can factor such requirements when undertaking their due diligence. Importantly the application of the guidance material needs a certain level of flexibility to facilitate effective negotiations.

Threshold

- 3.9 The draft Policy recommends that an Affordable Housing contribution be pursued in the planning system (planning applications and planning scheme amendment requests) for an application comprising 30 or more dwellings, excluding retirement villages and residential aged care facilities. It is generally accepted within the planning and development sectors that it would not be economically viable to offer an Affordable Housing contribution for a development less than 30 dwellings, unless significant concessions are made, for example, an increased density or a financial subsidy is offered, such as Government grants.
- 3.10 The threshold of 30 or more dwellings is considered appropriate, on the basis that Council receives an adequate number of planning permit applications for 30 or more dwellings to consider the opportunity to negotiate affordable housing outcomes.
- 3.11 In the 10 years between 2012 and 2022, Council granted 42 planning applications for 30 or more dwellings. Thirteen applications comprised of more than 100 dwellings.
- 3.12 Based on these figures, 22% are located in the Doncaster Hill Activity Centre, whilst the remaining 78% are dispersed across the municipality. For the area beyond Doncaster Hill, the planning approvals are predominantly situated around neighbourhood activity centres and the Pines Activity (major activity centre) and along Main Roads. Development is also situated on the former Eastern Golf Course site (Tullamore) located on Doncaster Road. Refer to Attachment 4 for a map of these locations.
- 3.13 On this basis, a standardised threshold across both the Doncaster Hill precinct and wider municipality is considered appropriate, given this level of development occurs along the main road corridors, at and within The Pines activity centre and at other neighbourhood activity centres throughout the City of Manningham.

Contribution Rate

- 3.14 Presently Council's existing Affordable Housing Policy (2010-2020) sets an Affordable Housing rate of 10% in Doncaster Hill, whilst the Residential Strategy 2012 identifies a rate of 5% in the urban areas of the municipality. The current Policy does not refer to a threshold at which an Affordable Housing contribution would be sought, or any financial conditions associated with the transfer, such as 'gifted' at no cost to a registered housing agency, or at a discounted rate from the market price.

- 3.15 A review of Council's past planning applications involving an Affordable Housing contribution (secured through a section 173 legal agreement) shows that very few of those developments have proceeded. This reflects the significant challenge facing Local Government to negotiate for an Affordable Housing contribution within the Victorian planning system given the voluntary nature of the provisions. As a result, the draft Policy recommends a reduction in most of the voluntary Affordable Housing contribution rates.
- 3.16 A challenge in determining an appropriate contribution rate is that there is no standardised rate or methodology to determine such a rate. Importantly, when determining a contribution rate, several inter-related factors need to be considered, including: the scale of the proposed development, the existing planning controls applying to a site, neighbourhood character and amenity issues and the economic viability of the project (from a developer's perspective).
- 3.17 Given a developer is currently required to pay other financial contributions under the Manningham Planning Scheme, (open space levy, development contributions (DCP) within Doncaster Hill and potentially on a municipal wide basis), and the voluntary nature of planning provisions regarding Affordable Housing contributions, it is considered that any Affordable Housing contribution needs to be reasonable.
- 3.18 The draft Policy acknowledges the greater potential to consider an Affordable Housing contribution in the planning scheme amendment process, given the value uplift that arises from the rezoning of a property. Accordingly, the contribution rates are higher where an application applies to a rezoning request compared to a planning permit application.
- 3.19 Whilst the planning controls in Doncaster Hill provide for the highest residential density within the municipality, the proposed Affordable Housing contribution rate for planning permit applications acknowledges the presence of mandatory height control limits within this precinct (which impacts on Council's ability to negotiate for a voluntary Affordable Housing contribution).
- 3.20 On balance, the draft Policy recommends the following voluntary contribution rates be pursued:

Area	Process	Rate of Dwelling Yield
<ul style="list-style-type: none"> - Doncaster Hill - Neighbourhood Activity Centres - Strategic redevelopment sites, including former Bulleen Industrial Precinct (BIP) 	Planning scheme amendment request	10%
<ul style="list-style-type: none"> - Doncaster Hill - Neighbourhood Activity Centres - Strategic redevelopment sites, including former Bulleen Industrial Precinct (BIP) 	Planning permit application	4%
<ul style="list-style-type: none"> - Balance of the municipality 	Planning scheme amendment request	5%
<ul style="list-style-type: none"> - Balance of the municipality 	Planning permit application	3%

- 3.21 Importantly, any voluntary Affordable Housing contribution should be gifted at no cost, so the contribution is economically viable for a housing provider. It is noted however that this matter would be negotiable.
- 3.22 Furthermore, the voluntary contribution needs to be transferred to a Registered Housing Agency or similar organisation that has sufficient regulatory requirements and compliance protocols in place, to ensure the Affordable Housing is allocated to those in need.

Theme 3: Relationship Building

- 3.23 This theme focuses on developing closer working relationships with existing service providers including State Government, community housing providers, not for profit housing organisations and aligned social service providers. This theme also promotes establishing processes and pathways so Council officers can connect people to social support services.
- 3.24 Developing relationships with housing and social services providers will help Council develop a greater understanding of the demand of housing and social services within the community, and promote 'knowledge sharing' between Council officers, developers, housing associations and social service providers.

Theme 4: Investment

- 3.25 This theme addresses developing high level criteria that could be used to determine potential Council owned sites where Affordable Housing could be considered.

4. COUNCIL PLAN / STRATEGY

- 4.1 Goal 1.2 of the Council Plan 2021-25 identifies the need to achieve a diverse and inclusive community.

The relevant action is to: *'improve housing choice to meet community needs by reviewing the Affordable Housing Policy and Manningham Planning Scheme.'*

- 4.2 Recommendation 11 of the Manningham Planning Scheme Review states: *'Prepare a new affordable housing policy that builds on the Affordable Housing Policy and Action Plan 2010 – 2020, to improve Affordable housing outcomes in the municipality.'*

- 4.3 Other relevant strategies / policies include:

- Manningham Residential Strategy (2012) and upcoming new Residential Strategy and Neighbourhood Character Study (pending documents)
- Liveable City Strategy (2040)
- Vibrant Villages Activity Centres Action Plan (2023)

5. IMPACTS AND IMPLICATIONS

- 5.1 It is important that Council has a strong Affordable Housing Policy to facilitate the provision of Affordable Housing within the municipality. This will ensure we continue to have a connected and inclusive community.
- 5.2 It also provides a framework to support Council's advocacy effort and develop closer relationships with community housing organisations, social service providers and our community.
- 5.3 Having a transparent and comprehensive policy would assist developers, the community, planners and decision makers, and help improve Manningham's social diversity, economic viability and overall health and wellbeing.

6. IMPLEMENTATION

- 6.1 Finance / Resource Implications
 - 6.1.1 The draft Affordable Housing Policy would be implemented by utilising existing staff and existing financial resources.
- 6.2 Communication and Engagement
 - 6.2.1 It's recommended that the Draft Policy be subject to targeted exhibition for one (1) month. It is intended that feedback would be sought from regular developers of larger scale developments who operate in Manningham, Manningham Inclusive Community Housing (MICH), Haven Home Safe, Community Housing Limited, Salvos East, Doncare, Councils and representatives associated with Eastern Affordable Housing Alliance (EAHA) and Regional Local Government Homelessness & Social Housing Group, and any other relevant organisation.
- 6.3 Timelines
 - 6.3.1 Following the exhibition period, the draft Policy will be reviewed having regard to feedback received during the targeted consultation period. It is anticipated that the final Policy will be reported to Council for adoption from October 2023.
 - 6.3.2 The implementation of the Affordable Housing Policy will be provided as part of the annual housing monitoring review and reported in the Council Annual report.
 - 6.3.3 The Affordable Housing Policy will be reviewed every four (4) years.

7. DECLARATIONS OF CONFLICT OF INTEREST

No officers involved in the preparation of this report have any general or material conflict of interest in this matter.



Manningham Affordable Housing Policy (DRAFT)

A Home for Everyone - Improving access to Affordable Housing in Manningham

May 2023



Interpreter service

9840 9355

普通话 | 廣東話 | Ελληνικά

Italiano | عربي | فارسی



Contents

1	Introduction.....	1
2	Purpose of this Policy	2
3	What is Affordable Housing	2
4	Manningham’s demand for Affordable Housing.....	3
5	Policy Context – the drivers for the Policy.....	3
6	Policy Directions.....	4
6.1	Theme 1 – Advocacy	5
6.2	Theme 2 – Land Use Planning.....	5
6.3	Theme 3 – Relationship Building	7
6.4	Theme 4 – Investment	7
7	Action Plan.....	8
7.1	Theme 1: Advocacy	8
7.2	Theme 2: Land Use Planning.....	9
7.3	Theme 3: Relationship Building	11
7.4	Theme 4: Investment	11
7.5	Review and Monitoring	12

1 Introduction

Housing is a basic human need that influences a person's health and well-being and their ability to participate in everyday life.

The rising cost of living and surging house prices are continuing to place households under housing stress. Evidence shows that there's an increasing demand for Affordable Housing in Manningham, as well as many other councils across Australia.

Council is committed to increasing the supply of Affordable Housing for members of our community on very low, low to moderate incomes who can't afford housing in the mainstream property market. The provision of this 'subsidised', or non-market form of housing, is essential if Manningham is to continue to be a diverse and inclusive community and remain a strong economy.

Manningham Council is a member of the Eastern Affordable Housing Alliance (EAHA) and is a member of the Regional Local Government Homelessness and Social Housing Charter. Council leverages the collective strengths of these regional partnerships to influence Federal and State governments to improve policies and increase funding to increase the supply of Affordable housing and reduce homelessness.

This policy provides direction on how Council will facilitate 'Affordable Housing' outcomes, it does not address homelessness, however it is recognised that the lack of access to stable Affordable Housing is a main driver of homelessness. Council is currently developing a process to assist people experiencing homelessness in the municipality.

This Policy addresses:

- the definition of Affordable Housing and the eligibility requirements.
- the four areas where Council will address Affordable Housing, namely: Advocacy, Land Use Planning, Relationship Building and Investment.

An Action Plan with timeframes supports the implementation of the Policy.

Principles

Manningham Council recognises that:

- Housing is essential infrastructure that strengthens our community and helps supports our local economy.
- The provision of Affordable Housing is necessary to have a diverse and inclusive community.
- The provision of stable and appropriate Affordable Housing helps minimise homelessness in our community.
- The policy setting, legislation and funding opportunities for Affordable Housing, is largely the responsibility of State or Federal Governments, however Local Government, including Manningham Council can help facilitate the provision of Affordable Housing.

2 Purpose of this Policy

The purpose of this policy is to outline the directions and measures Council will undertake to facilitate an increase in the supply of Affordable Housing in the municipality.

3 What is Affordable Housing

Affordable Housing is non-market (subsidised) housing that is offered outside the mainstream housing market. It is aimed at people who cannot afford to rent in the private rental market. This form of housing has eligibility requirements (such as household income) and an allocation process to make sure that the housing goes to the people in need.

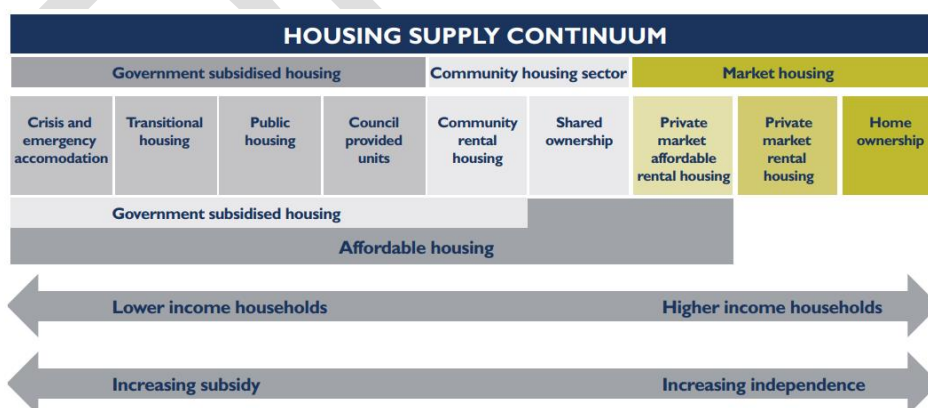
In Victoria, the benchmark for housing affordability is when a person pays no more than 30% of their income on housing, so money is left over to pay for other essentials including food, medical bills, utilities etc.

The *Planning and Environment Act 1987* (the Act) defines Affordable Housing as housing, including social housing, that is appropriate to the needs of very low, low and moderate income households.

Social Housing is either:

- Public housing – owned and managed by the State Government; and
- Community housing – managed and/or owned by not-for-profit community housing organisation

The diagram below shows the progression of subsidy relative to housing types. At the start of the continuum are the very low income households, who are generally in need of social housing or – at the worst of times – crisis housing. As incomes progresses the level of subsidy required decreases. Community housing agencies offer subsidised rental housing and some may be able to look to home ownership where appropriately priced stock is available or through supported ownership programs.



Source: SGS Economics and Planning Pty Ltd, 2019.

Housing affordability is different to Affordable Housing. The term 'housing affordability' refers to the relationship between expenditure on housing (prices, mortgage payments or rents) and household income.

4 Manningham's demand for Affordable Housing

The following statistics show that Manningham has a significant demand for Affordable Housing.

- **Rental Affordability for Low Income Households:** In the year to June 2022 only 1.7% of new rental lettings were affordable for low income households.
- **Rental Stress:** 3,171 households were in rental stress in 2021 (35% of renting households) compared with 30.9% in Greater Melbourne.
- **Social Housing:** The rate of social housing provision in Manningham is far lower than the average for Greater Melbourne (0.6% of total dwellings compared with 2.6% in Greater Melbourne). Manningham also has the lowest supply of social housing in the Eastern region.
- **Homelessness:** In 2021 – 2022 1099 people accessed specialist homelessness services.

5 Policy Context – the drivers for the Policy

Whilst the legislative and policy setting to encourage or deliver Affordable Housing is largely the responsibility of Federal or State governments, Local Government still has a role to play.

There are three pieces of legislation most relevant to Local Government when it comes to addressing the need for Affordable Housing. The *Planning and Environment Act 1987* provides scope for Councils to facilitate Affordable Housing through the planning system. The *Public Health and Wellbeing Act 2008* sets out how councils can ensure safe and healthy communities - a key issue for people at risk of or experiencing homelessness. The *Local Government Act 2020* sets out that councils should provide for community well being and also the requirements for the use of council-owned land.

The *Planning and Environment Act 1987* has a specific objective that identifies the need to facilitate the provision of Affordable Housing in Victoria.

Whilst Clause 16 of the Planning Policy Framework (PPF) of the Manningham Planning Scheme states: '*Planning for housing should include the provision of land for affordable housing*', the Victorian planning system does not have a statutory mechanism to mandate for an Affordable Housing contribution. However, the *Planning and Environment Act 1987* enables the opportunity for Council officers to negotiate for a voluntary Affordable Housing contribution that is secured by a legal agreement (Section 173 of the Planning and Environment Act 1987).

Figure 1 summarises key legislation and State planning policies relating to Affordable Housing.

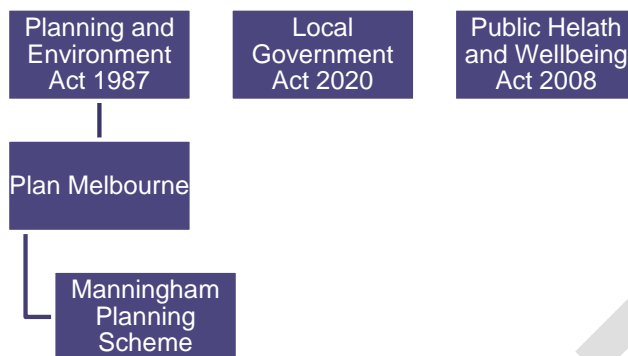


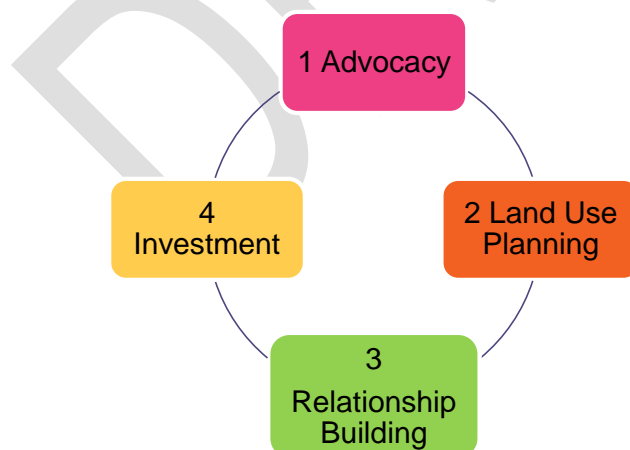
Figure 1: Legislative and Planning Policy Framework

The two main areas where Local Government can facilitate Affordable Housing outcomes, include:

- **Advocating** to Federal and State governments to improve public policy and funding opportunities to increase the supply of Affordable Housing; and
- **Negotiating** with developers to provide a voluntary Affordable Housing contribution in the statutory planning system (through a planning scheme amendment request or planning application) through the Manningham Planning Scheme.

6 Policy Directions

The facilitation of Affordable Housing within Local Government is multi-faceted. This policy covers four key themes: Advocacy, Land Use Planning, Relationship Building and Investment. It relies on the collaboration between various departments within Council namely: Strategic Planning, Statutory Planning, Connected Communities, Engaged Communities and Legal Governance.



6.1 Theme 1 – Advocacy

Objective: To leverage the network of the Eastern Affordable Housing Alliance (EAHA) and the Regional Local Government Homelessness Charter to influence Federal and State governments to improve the policy setting and increase funding for Affordable Housing in Eastern region

A key aspect of this Policy is to work collaboratively with advocacy groups so collectively Manningham can exert influence on the Federal and State Governments on matters relating to Affordable Housing.

Council will continue to participate in:

- Eastern Affordable Housing Alliance (EAHA); and
- Regional Local Government Homelessness and Social Housing Charter Group (the Charter Group)

Both EAHA and the Charter Group are key advocacy bodies represented by Local Government that collectively use their influence to motivate for increased investment in Affordable Housing. EAHA unites six Local Government authorities in Melbourne's eastern metropolitan region including: Knox, Manningham, Maroondah, Monash, Whitehorse, and Yarra Ranges. The Charter Group includes 13 councils representing 2 million residents in Melbourne's east and south-east which provide a 'unified voice calling for urgent action for more social housing to end homelessness.' The Charter Group of Councils include: Bayside, Cardinia, Casey, Greater Dandenong, Frankston, Kingston, Knox, Manningham, Maroondah, Monash, Mornington Peninsula, Yarra Ranges, Whitehorse, Eastern Region Group and EAHA.

At a strategic level both advocacy groups align key priorities and commit to:

- Working in partnership with Federal and State governments, and public and private sector partners in a coordinated approach to deliver meaningful outcomes to increase the provision of Affordable Housing and respond to homelessness in east and southeast Melbourne.

Advocating for inclusive housing growth including mandatory inclusionary zoning.

Promoting capacity building to educate staff, councillors and the community about issues relating to Affordable Housing and homelessness.

6.2 Theme 2 – Land Use Planning

Objective: To outline Council's preferred Affordable Housing voluntary contribution requirements to be negotiated through the planning system

It is Council policy that:

- An Affordable Housing voluntary contribution will be negotiated for an application comprising 30 or more dwellings, excluding retirement villages and residential aged care facilities. This may include a development that is totally dedicated for residential development or a mixed use development comprising two or more land uses.
- The following contributions will be negotiated:

Area	Process	Rate
<ul style="list-style-type: none"> - Doncaster Hill - Neighbourhood Activity Centre - Strategic redevelopment site, including former Bulleen Industrial Precinct (BIP) 	Planning scheme amendment request	10%
<ul style="list-style-type: none"> - Doncaster Hill - Neighbourhood Activity Centre - Strategic redevelopment site, including former Bulleen Industrial Precinct (BIP) 	Planning permit application	4%
Balance of the municipality	Planning scheme amendment request	5%
	Planning permit application	3%

- The landowner will enter into a S173 agreement to secure the contribution.
- The voluntary contribution (planning scheme amendment or planning permit application) should be gifted at no cost to a Registered Housing Agency or similar organisation.
- The design of the Affordable Housing should, but not limited to:
 - Be energy efficient and environmentally sustainable to minimise ongoing running costs and improve the level of comfort by a resident.
 - Incorporate adaptable floor plans to ensure accessibility for people with a disability and / or with limited mobility.
 - Be tenure blind, so that there is integration of Affordable Housing dwellings with the rest of the development. The level of integration however should be at the direction of registered housing agency or similar organisation, as agreed by the responsible authority,

Objective: To develop the skills and capacity of planning staff to negotiate a voluntary Affordable Housing component

To offer training to Council's planners and other relevant officers to develop their capacity to negotiate for Affordable Housing outcomes. The training would address:

- why Affordable Housing needs to be considered;
- the broad economics of incorporating Affordable Housing into a development proposal, and
- matters to be included in a Section 173 Agreement.

Objective: To introduce a statutory planning framework to support Affordable Housing negotiations

To amend the policy section of Manningham Planning Scheme to reference the importance of facilitating Affordable Housing in Manningham (through voluntary contribution). This amendment would align with Clause 16 of the State Planning Policy Framework.

6.3 Theme 3 – Relationship Building

Objective: To develop a closer working relationship with Registered Housing Agencies and similar organisations and service providers in the Eastern region

This theme focuses on developing closer relationships with the community housing sector and service providers in the region to develop a better understanding of their role, their clients ('target market') and emerging issues. Where possible, connect developers with housing providers early in the planning stage so each party can develop an understanding of respective business objectives and priorities.

Furthermore, develop a process within Council so people in housing stress have a clear pathway to access existing social services in the Eastern region.

6.4 Theme 4 – Investment

Objective: To Identify Council owned sites for potential Affordable Housing

Develop criteria for Council owned sites where Affordable Housing could be considered.

7 Action Plan

TIMING

Short term 1 – 2 years
 Medium term 2 – 3 years
 Long term 3 – 4 years

7.1 Theme 1: Advocacy

Objective: To leverage the network of Eastern Affordable Housing Alliance (EAHA) and the Regional Local Government Homelessness Charter to influence Federal and State governments on improving the policy setting and increase funding for Affordable Housing in Eastern region

No	Action	Timing	Lead (L) and Supporting Unit (S)	External Key Stakeholders
1.	Continue to participate in the Eastern Affordable Housing Alliance (EAHA) and Regional Local Government Homelessness and Social Housing Group Charter (the Charter Group).	Ongoing	<ul style="list-style-type: none"> Economic & Community Wellbeing (L) Integrated Planning (S) 	EAHA The Charter Group
2.	In conjunction with EAHA and the Charter Group, continue to advocate to the State Government for the need to introduce inclusionary zoning into the Victoria planning system.	Ongoing	<ul style="list-style-type: none"> Integrated Planning (L) Economic & Community Wellbeing 	EAHA Homes Victoria
3.	Explore opportunities with the State Government, such as Homes Victoria, to increase investment in social housing in Manningham.	Ongoing	<ul style="list-style-type: none"> Economic & Community Wellbeing (L) Integrated Planning (S) 	Homes Victoria EAHA Charter Group

7.2 Theme 2: Land Use Planning

Objective: To outline Council's preferred requirements for an Affordable Housing voluntary contribution to be negotiated through the planning system

No	Action	Timing	Lead (L) and Supporting (S) Unit	External Key Stakeholders
4.	Prepare guidelines for developers outlining Council's expectations regarding an Affordable Housing voluntary contribution when seeking to develop (of 30 or more dwellings) a medium / high density residential development, or medium / high density mixed use development through the planning system (i.e. planning application or planning scheme amendment).	Short term	<ul style="list-style-type: none"> • Integrated Planning (L) • Statutory Planning (S) 	Department of Transport and Planning (DTP)
5.	Develop a 'planning tool kit' for statutory and strategic planners related to Affordable Housing. This could include but not be limited to the definition of Affordable Housing, the eligibility requirements, wording for a planning permit condition relating to a voluntary Affordable Housing contribution, matters to be included in a Section 173 agreement.	Short term	<ul style="list-style-type: none"> • Integrated Planning (L) • Statutory Planning (S) • Economic & Community Wellbeing (S) • Engaged Communities (S) • Legal, Governance and Risk (S) 	Department of Transport and Planning (DTP)
6.	Develop a list of registered housing associations, and not-for-profit housing organisations that operate in Manningham or the Eastern region.	Short term	<ul style="list-style-type: none"> • Economic & Community Wellbeing (L) • Integrated Planning (S) 	Registered Housing Agencies
7.	Officers to provide a list to developers of the registered housing associations, and not-for-profit housing organisations that operate in Manningham or the Eastern region, so they (developers) can connect with these organisations early in the planning process and develop an understanding of their	Short term	<ul style="list-style-type: none"> • Statutory Planning (L) • Integrated Planning (L/S) • Economic & Community Wellbeing (L) 	Registered Housing Agencies

No	Action	Timing	Lead (L) and Supporting (S) Unit	External Key Stakeholders
	respective business models, and the type of households in need of Affordable Housing.			

Objective: To develop the skills and capacity of planning staff to negotiate a voluntary Affordable Housing agreement

No	Action	Timing	Lead (L) and Supporting (S) Unit	External Key Stakeholders
8.	Offer training to Council's planners and other relevant officers to develop their capacity to negotiate for a voluntary Affordable Housing outcome. The training would address the statutory definition of Affordable Housing and eligibility requirements, and the broad economics of incorporating Affordable Housing into a development proposal; and matters for consideration in a Section 173 legal agreement.	Short / Medium	<ul style="list-style-type: none"> Integrated Planning (L) Statutory Planning (S) Legal, Governance and Risk (S) 	External Consultant Department of Transport and Planning (DTP)

Objective: To introduce a statutory planning framework to support Affordable Housing negotiations

No	Action	Timing	Lead (L) and Supporting (S) Unit	External Key Stakeholders
9.	Amend the policy section of Manningham Planning Scheme to reference the importance of facilitating Affordable housing in Manningham. This amendment would align with Clause 16 of the State Planning Policy Framework.	Medium	<ul style="list-style-type: none"> Integrated Planning (L) 	Department of Transport and Planning (DTP)

7.3 Theme 3: Relationship Building

Objective: To develop a closer working relationship Registered Housing Associations and service providers in the Eastern region

No	Action	Timing	Lead (L) and Supporting (S) Unit	External Key Stakeholders
10.	Strengthen relationships between Council and Registered Housing Associations (including non-profit housing organisations) and social service operators to develop an understanding of their business model, their target market and how they can assist in meeting the housing needs the people in the Manningham community who need housing assistance and social support.	Ongoing	<ul style="list-style-type: none"> Economic & Community Wellbeing 	Registered Housing Associations and non-profit housing organisations Social Service providers
11.	Develop an internal process to connect developers with registered housing associations and non-profit housing organisations and help facilitate meetings where required.	Short term	<ul style="list-style-type: none"> Integrated Planning (L) Statutory Planning (S) Economic & Community Wellbeing (S) 	Registered Housing Associations and non-profit housing organisations

7.4 Theme 4: Investment

Objective: To identify Council owned sites for potential Affordable Housing

No	Action	Timing	Lead and Supporting Unit	External Key Stakeholders
12.	Develop criteria for Council-owned sites where Affordable Housing could be considered.	Medium term	<ul style="list-style-type: none"> City Projects (L) Integrated Planning (S) 	External consultants

7.5 Review and Monitoring

No	Action	Timing	Lead and Supporting Unit	External Key Stakeholders
13.	Provide an annual update on the implementation of the Affordable Housing Policy through the annual housing monitoring review.	Annually	<ul style="list-style-type: none"> • Integrated Planning (L) • Statutory Planning (S) • Economic & Community Wellbeing (S) 	-
14.	Review of the Policy	4 years	<ul style="list-style-type: none"> • Integrated Planning (L) • Economic & Community Wellbeing (S) • Statutory Planning (S) 	-



Manningham Council

P: 9840 9333
E: manningham@manningham.vic.gov.au
W: manningham.vic.gov.au



Key Achievements of Manningham Affordable Housing Policy and Action Plan

Council's Negotiations through the Planning Process

Address	Application Details	Requirement	Total number of Dwellings	Affordable Dwellings	AH % of development
The Pines – 181 Reynolds Road, Doncaster East	PL17/027403	5%	280	14	5
8 Montgomery Street, Doncaster East*	PLN18/0121	10%	17	2	12%
385 Manningham Road, Doncaster*	PLN18/0726	10%	19	2	10.5%
Chapel Hill (C127) 674-680 Doncaster Road, Doncaster	Amendment C127 & PLN20/0303	10%	177	10	6%
TOTAL			493	28	5.6%

*Former Council owned land

The delivery of Affordable Housing at:

- 95 – 99 Tram Road, Doncaster (98 dwellings) operated by Haven Home Safe;
- Tullamore Estate (2 dwellings) for people living with a disability.

The apartment building at 95 – 99 Tram Road, Doncaster is one result of the Federal government's initiative to provide affordable housing as part of its Nation Building programme.

Advocacy

- Over the last ten years Council officers have made submissions to various State Government initiatives advocating for the need to provide additional stimulus funding to registered housing.
- Council made a submission to a Parliamentary Inquiry into Homelessness in Victoria and the Ministerial Advisory Committee on Planning Mechanisms for Affordable Housing.
- Following Council's attendance at the Monash City Council hosted 'CEO Forum: Local Government Regional Response to Homelessness' in November 2019, a coalition 14 Eastern and Southern Councils, including Manningham, committed to forming a regional local government charter for homelessness and social housing.
- Council continues to actively participate in the Eastern Affordable Housing Alliance (EAHA).

Table 1. Benchmarking matrix

	Manningham	Banyule	Glen Eira	Bayside	Boroondara	Whitehorse
Population 2021 ⁱ	126,924	126,387	155,123	105,580	176,632	175,970
Population density ⁱⁱ	1,120	2,070	4,011	2,839	2,936	2,739
Social Housing 2016 ⁱⁱⁱ	261 0.6% ^{iv}	1,722 3.7%	660 1.2%	931 2.5%	757 1.2%	1,463 2.4%
Rental Stress 2016 ^v	2,079 27.5%	2,792 25.1%	4,538 25.4%	1,565 19.1%	3,966 21.5%	5,058 30.9%
Rental affordability for low income households Sep-2021 ^{vi}	1.8%	4.6%	2.2%	0.1%	2.2%	3.7%
Clients accessing Specialist Homelessness Services ⁱ	1,088	1,183	680	427	1,076	1,996
AH Strategy/Policy	AH Policy 2010-2020	No AH strategy/ policy Housing Strategy 2009 is under revision and inc. affordability	AH Statement of Commitment 2018 AH Strategy 2019-23	AH Strategy 2021	no AH Strategy or Policy Housing Strategy 2015-2031	AH Policy 2010 – Under review and will include local planning policy for AH
Planning scheme requirements		Specific objectives and requirements. Specific maximum rate for a development overlay in Ivanhoe – max 10% affordable housing	Specific objectives and requirements. Bentleigh East: 10% of the number of dwellings beyond 3,000 (1 in 10) to be provided as affordable housing dwellings	Specific objectives in Development Plan Overlays only	Specific strategies for two Activity Centres only	Specific requirements. Inclusionary contribution targets in Box Hill Metro. Activity Centre Structure Plan – 6% AH

i **Profile.id**, Population profiles for LGAs, citing ABS Estimated Residential Population ERP 2021

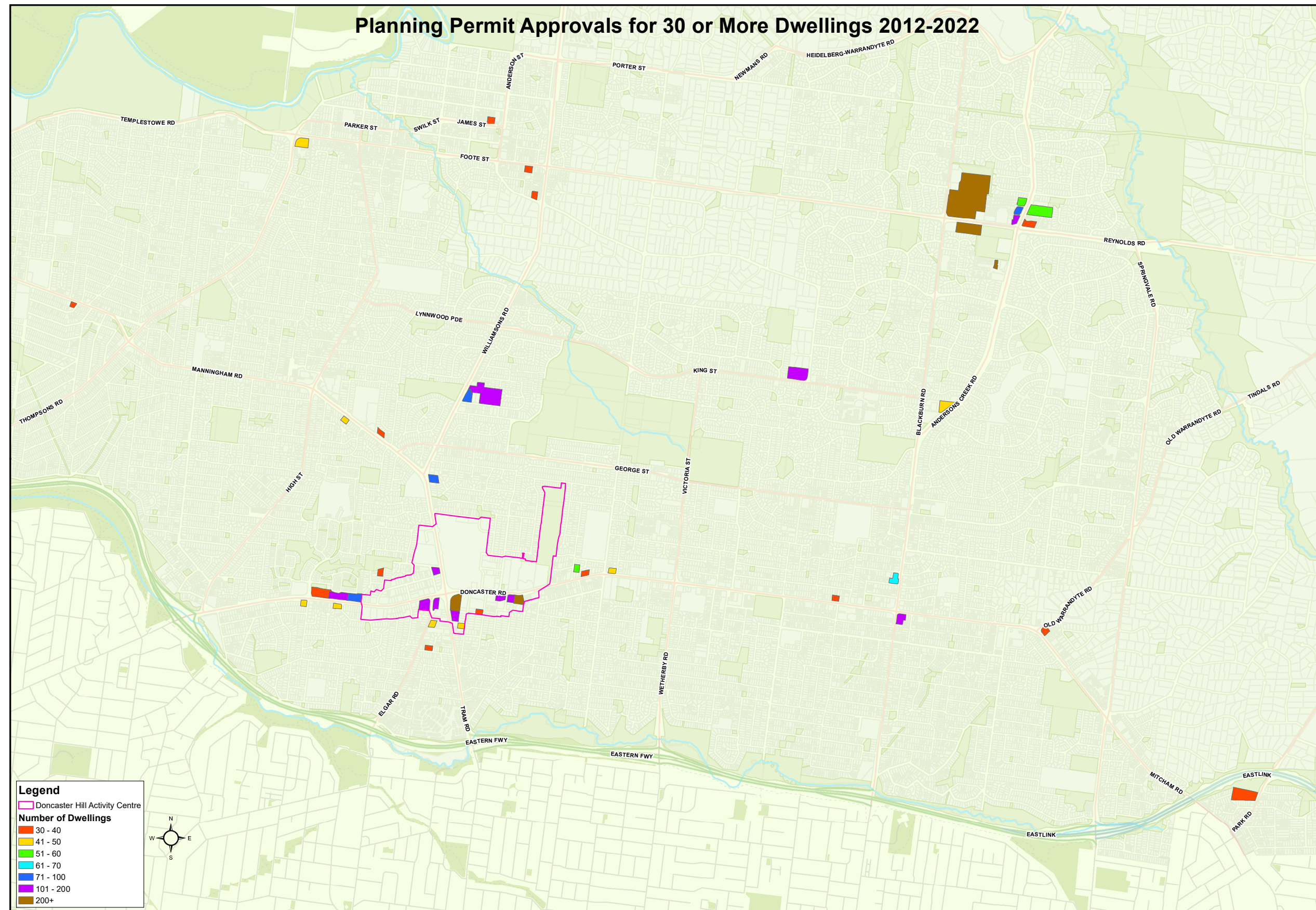
ii **Profile.id**, community profile for Manningham LGA, population summary, <https://profile.id.com.au/manningham>

iii **Atlas.id**, Social atlas for local government areas, *Housing Tenure Data*, citing ABS Census 2016

iv Homes Victoria reports

v **Atlas.id**, Social atlas for local government areas, *Rental Stress Data*, citing ABS Census 2016 – NATSEM model for rental stress

vi **Department of Families, Fairness and Housing**, Quarterly Data Report- Affordable Lettings By LGA, <https://discover.data.vic.gov.au/dataset/rental-report-quarterly-affordable-lettings-by-lga>, Sep 2021



11 CONNECTED COMMUNITIES

11.1 2023 Annual Grant Program Recommendations

File Number:	IN23/330
Responsible Director:	Director Connected Communities
Attachments:	<ol style="list-style-type: none">1 2023-24 Community Development Grants - Assessment Panel Recommendation ↓2 2023-24 Arts - Assessment Panel Recommendation ↓3 2023-24 Festivals and Events - Assessment Panel Recommendation ↓

EXECUTIVE SUMMARY

The purpose of this report is to seek Council endorsement of the assessment of the Annual Grant Program.

Council's Annual Grant Program (the Grant Program) provides funding to not-for-profit community groups and organisations to deliver activities that strengthen and support communities that live, work, study and recreate in Manningham.

The Grant Program offers funding opportunities in the following three categories:

- *Community Development;*
- *Arts; and*
- *Festivals and Events.*

Applications for the 2023-24 Grant Program opened on Monday, 6 February 2023 and closed on Tuesday, 14 March 2023. A total of 28 eligible applications were received across the three categories.

The grants assessment comprised three stages:

- *Grants officers assessed eligibility. Two applications were found to be ineligible and officers will work with those two applicants to support them with future applications.*
- *Eligible applications were assessed by officers with subject matter expertise relevant to the applications.*
- *For the first time, and in response to a Council recommendation, an assessment panel comprising independent external community members (endorsed by the CEO under delegation), together with senior managers, reviewed officers' assessments and came to formal grant assessment recommendations.*

The assessment panel recommends:

- *20 grant applications to Council, to a total value of \$204,162;*
- *Two applications be referred to the Lord Mayor's Charitable Fund;*
- *Eight applications do not sufficiently meet the funding criteria or are ineligible and are not recommended.*

As the budget is \$208,941, the balance of \$4,779 will be referred to the Small Grants pool where it will be well utilised.

COUNCIL RESOLUTION

MOVED: CR STEPHEN MAYNE
SECONDED: CR CARLI LANGE

That Council:

- A. Notes the report summarising the 2023 Community Grant Program.**
- B. Endorses:**
 - a) Funding allocations for 2023/24 Community Development Grants totalling \$127,410 as per Attachment 1;**
 - b) Funding allocations for 2023/24 Arts Grants totalling \$18,400 as per Attachment 2;**
 - c) Funding allocations for 2023/24 Festivals and Events Grants totalling \$58,352 as per Attachment 3; and**
 - d) Referring the remaining budget of \$4,779 to the 2023/24 Small Grants pool.**
- C. Expresses its thanks to the independent community members of the Grants Assessment Panel for their time and expertise in assessing the 2023 Annual Community Grants.**

CARRIED UNANIMOUSLY

2. BACKGROUND

- 2.1 The Annual Grant Program includes three funding categories, with \$208,941 in funding allocated in the 2023/24 budget. This allocation amount was decreased from \$258,941 in December 2021 to provide \$50,000 top-up the Community Partnership Grant allocations. The grant categories funded include:
 - 2.1.1 **Community Development Grants:** provides \$3,001 to \$20,000 for projects that achieve longer term community development outcomes through strategic partnerships that respond to Council priorities and directions.
 - 2.1.2 **Arts Grants:** provides \$3,001 to \$20,000 for projects supporting activities that provide opportunities to participate in arts, culture and heritage.
 - 2.1.3 **Festivals and Events Grants** provides \$3,001 to \$20,000 for projects that support community led festivals and events that attract visitors to Manningham and activate key locations.
- 2.2 Applications for the Grant Program and subsequent information sessions were advertised on Council's website, Manningham Matters, and across Council's social media platforms. In addition, Officers directly emailed 450+ community groups and individuals regarding the current round of funding.

- 2.3 In February 2023, Officers conducted two information sessions explaining the process, in line with the Community Grant Program Guidelines. Officers also provided advice to prospective applicants and hosted pre-application meetings with applicants to encourage projects that are aligned to Council's priority outcomes and grants assessment criteria. Community organisations were also invited to participate in a grant writing workshop which was facilitated by Eastern Volunteers.
- 2.4 The Grant Program received 30 applications requesting funding of \$368,073 against the draft budget of \$208,941. The applications represent a diverse range of disciplines including community services, disability, health, multicultural services, gender equity, arts and culture and sport and recreation.

Category	Nominal Budget Allocation	Applications Received	Funding Amount Requested
Community Development	\$90,000	16	\$212,776
Arts	\$50,000	5	\$59,999
Festival and Events	\$50,000	9	\$95,298
TOTAL	\$190,000	30	\$368,073

- 2.5 The assessment process comprised three stages. First, all applications were assessed by Grants Officers for eligibility. Two applications were found to be ineligible and officers will work with both applicants to support them in future grant applications.
- 2.6 Second, eligible applications were assessed by officers with subject matter expertise against the assessment criteria.
- 2.7 Third, the applications were reviewed by the Grants Assessment Panel comprising three independent and expert community members and appropriate managers, in accordance with the Community Grants Program Assessment Panel Terms of Reference, comprising:
- A member of Manningham's LGBTIQA+ and Gender Advisory Committee;
 - A member of Manningham's Health and Wellbeing Advisory Committee;
 - A youth representative;
 - Director Connected Communities; and
 - Manager Economic and Community Wellbeing.
- 2.8 The community members added value to the process with their lived experience and knowledge. The community members provided insight and questions which spoke to their understanding of community needs and the importance of robust grants assessment.
- 2.9 The Grants Assessment Panel was supported by officers from the Business, Events and Grants team who provided information and advice to the panel in a non-voting capacity where required.

- 2.10 The Grants Assessment Panel reviewed each application against the assessment criteria together with the initial assessments of the officer with subject matter expertise. The Panel recommends:
- 2.10.1 20 grant applications to Council, to a total value of \$204,162;
 - 2.10.2 Two applications be referred to the Lord Mayor's Charitable Fund; and
 - 2.10.3 Eight applications do not sufficiently meet the funding criteria (two are ineligible) and are not recommended.
- 2.11 The Community Development Grant Recommendation Report (Attachment 1) provides detailed information regarding the following recommendations.

COMMUNITY DEVELOPMENT GRANTS	
Recommended	
Chinese Health Foundation of Australia	\$15,000
La Trobe University	\$8,800
Sport & Life Training Limited	\$20,000
Intertwine	\$15,000
The Water Well Project Limited	\$10,320
Chrisalis Foundation	\$5,360
Care Net Ltd	\$19,960
The Trustee for Raise Foundation	\$11,000
Doncaster Bowling Club	\$3,140
Manningham Christian Centre	\$10,830
Warrandyte Basketball Association	\$8,000
Total for Community Development Grants	\$127,410
Not Recommended	
Horizontes projects with the Community Pty Ltd	\$0.00
Seniors Happy Life Club Inc	\$0.00
Nakita Malakooti being auspiced by Access Health and Community	\$0.00
Australian-Iranian Society of Victoria (AISOV) Inc	\$0.00

- 2.12 Two applications were referred to the Lord Mayor's Charitable Foundation: one application for full funding and one for partial funding from the 2023 Manningham Community Fund.
- 2.13 The Manningham Community Fund has been established as a partnership between Manningham Council and the Lord Mayor's Charitable Foundation. The fund has distributed more than \$55 million to charity across Victoria since its inception in 1923. The Lord Mayor's Charitable Foundation administers the Manningham Fund, which utilises money raised through the annual Monster Community Raffle and via direct donations, as well as contributions directly from the Lord Mayor's Fund. The Manningham Community Fund is a perpetual fund. The earnings on the principal can be distributed to charities to assist them in carrying out projects that benefit the Manningham community.

Referred to Manningham Community Fund	
Manningham Inclusive Community Housing Inc (MICH) (full funding)	\$19,303
Chrisalis Foundation (part funding)	\$2,472

- 2.14 These two recommendations have been pre-approved, pending final approval by the Lord Mayors Charitable Foundation's Board on Monday, 25 June 2022.
- 2.15 The Arts Grant Recommendation Report (Attachment 2) provides detailed information regarding the following recommendations.

ARTS GRANTS	
Recommended	
The Onemda Association	\$14,850
Doncaster Templestowe Artists Society	\$3,550
Not Recommended	
Thespian Theatre Company	\$0.00
Chinese Precinct Business Association	\$0.00
Total for Arts Grants	\$18,400

- 2.16 The Festival and Events Grant Recommendation Report (Attachment 3) provides detailed information regarding the following recommendations.

FESTIVAL AND EVENTS GRANTS	
Recommended	
Heide Museum of Modern Art	\$13,052
Warrandyte Senior Citizen Club	\$3,800
Trevisani Nel Mondo Melbourne	\$5,000
Manningham United Blues Football Club	\$15,000
Rotary Club of Templestowe	\$12,500
Community Music and Performances Incorporated	\$5,000
Beverly hills Junior Football Club	\$4,000
Not Recommended	
Manningham Business Network	\$0.00
Total for Festival and Events Grants	\$58,352

- 2.17 Summary table of funding

2023 / 2024 Annual Grants Summary Recommended Allocation	
Total for Community Development Grants	\$127,410
Total for Arts Grants	\$18,400
Total for Festival and Events Grants	\$58,352
Total recommended allocation	\$204,162
Total Budget	\$208,941

3. DISCUSSION / ISSUE

- 3.1 For the first time this year, the Grant Assessment Panel comprised independent expert community members, responsive to Council's recommendation. The members were approved by the CEO under delegation, as a pilot this year, following an open call for expressions of interest. Ongoing, recommended independent nominations will be approved by Council.
- 3.2 The independent assessment panel members, who are skilled in grant assessment in their own right, each have strong connections to community. They were provided with induction to fully understand our grants program, and they each invested considerable time and expertise in their preparation, pre-reading and deliberation. As a panel, it has made an invaluable contribution in ensuring we are meeting best practice in our grants assessment processes.
- 3.3 The 20 applications that are recommended, all meet the assessment criteria and have community benefit as well as public value in using ratepayer funds to advance social connectedness and participation. In relation to the eight applications that do not meet the assessment or eligibility criteria, officers will actively work with those applicants to support them in developing future applications.
- 3.4 As the budget is \$208,941, the balance of \$4,779 will be referred to the Small Grants pool where it will be well utilised to further support grass roots initiatives for our community.

4. COUNCIL PLAN / STRATEGY

- 4.1 Council Plan 2021 – 2025
 - Goal 1.1: A healthy, resilient and safe community
 - Goal 1.2: Connected and inclusive community
 - Goal 4.1: Grow our local business, tourism and economy
- 4.2 Health & Wellbeing Strategy 2021 – 2025
 - Priority 1: Improved social and emotional wellbeing
 - Priority 3: Increased active lifestyle
 - Priority 7: Increased connection to and engagement in community life

5. IMPACTS AND IMPLICATIONS

- 5.1 The Grant Program recommendations provides strong public value:
 - 5.1.1 **Should I do it?** The Grant Program seeks to improve the quality of life of Manningham residents and provides a measurable, cost-effective and efficient means to deliver community outcomes in a transparent and accountable manner. It also builds community capacity by enabling community-owned initiatives corresponding with Manningham's identified priorities, to be developed and delivered from the ground-up.
 - 5.1.2 **May I do it?** The Grant Program has been assessed in accordance with Council's Grant Policy and funding criteria.
 - 5.1.3 **Can I do it?** The full funding recommended of \$204,162 is within the budget allocation of \$208,941.

5.2 Finance / Resource Implications

The Draft 2023/24 budget includes \$208,941 for the Community Development, Arts and Festivals and Events grants program.

5.3 Communication and Engagement

Successful applicants will be notified following Council's endorsement. A media release and public announcement will be available on Council's website.

Unsuccessful applicants will be contacted and invited to discuss their application with Officers and provided with guidance regarding how they can best position their applications for success in the future, and any other grant programs which may assist them.

5.4 Timelines

The funding would be effective from the 2023-24 financial year.

Applicants will be notified of the outcomes of their applications following the June 2023 Council Meeting.

6. DECLARATIONS OF CONFLICT OF INTEREST

No officers involved in the preparation of this report have any general or material conflict of interest in this matter.

Community Development Grant 2023 Panel Recommendation Report									
App Id	Organisation name	Project Title	Brief Project Description	Panel recommendation	Funding conditions	Panel proposed funding	Total Amount Requested	Total Project Cost	Justification for partial funding
RECOMMENDED									
CD202302	Chinese Health Foundation of Australia	Hearts- in- Hands II - Rebuilding Self-esteem after Family Violence	<p>“Hearts-in- Hands” sends out a message of care and support that you will never be alone throughout the journey of family violence.</p> <p>Based on our in-depth understanding of family issues and a strong base of community network in Manningham, CHFA aims to continue with raising awareness and support of family violence and rebuilding self-compassion, confidence and independence so as to enhance health and wellbeing for the Chinese community in Manningham.</p> <p>Project activities will include seminars, information kits, Hotline, social groups, referral services etc.</p>	The Panel recommend that Council fund this application for a reduced amount of funding.	This will be the final year of funding for this program.	\$15,000.00	\$20,000.00	\$36,430.00	Funding reduced as this is the 2nd year of funding and framework for the project has been established.
CD202313	La Trobe University	Shared Reading for Wellbeing for Adults of all Ages	Shared Reading has proven positive effects on mental health and social inclusion. In small groups participants read stories and poems with a trained facilitator to reflect on life and personal experience. This project will expand our successful Shared Reading program for Manningham residents to include older residents and residents with full-time work and evaluate its impact on wellbeing in the wake of the pandemic.	The Panel recommend that Council fund this application for a reduced amount of funding.	This will be the final year of funding for this program. Funding will support existing program and expand program in an aged care setting.	\$8,800.00	\$14,402.25	\$14,402.25	Funding has been reduced as funding is for 2nd year and framework of the program has been established and will still enable to continue existing group and expand program into an aged care setting.

CD202317	Sport & Life Training Limited	Mental Health Wellbeing Training	<p>First, SALT will deliver its Wellbeing and Mental Health Module to five sporting clubs in Manningham.</p> <p>Then, SALT will develop a Club Wellbeing Team (CWT) with each club, comprised of a small group of club members, administrators and supporters, to provide long-term mental health leadership and guidance to the club.</p>	The Panel recommend that Council fund this application.		\$20,000.00	\$20,000.00	\$20,000.00	
CD202311	intertwine	Fuse Pilot Program	<p>intertwine will run a free program for young LGBTIQ+ people with lived experience of multiple and intersecting experiences of disadvantage to assist them in focusing on strengths and similarities rather than differences and deficits. Over the first part of the five-month program, participants will learn about healthy relationships, conflict resolution, identity and collective responsibility. They will then identify a community issue or barrier they would like to shift and collectively plan an activity to address this. The final component of the program is implementing the activity and evaluating their impact.</p>	The Panel recommend that Council fund this application for a reduced amount.	<p>1. Applicant to ensure Working with Children's requirements are met.</p> <p>2. Letters of support from Rainbow Families and Manningham Youth Services to be provided prior to funding being released.</p>	\$15,000.00	\$20,000.00	\$25,000.00	Funding reduced to deliver a reduced program as it requires further consultation with youth organisations in Manningham to establish connections.
CD202318	The Water Well Project Limited	Improving the health and wellbeing of CALD communities	<p>This project will deliver 8 free, culturally responsive and interactive health education sessions to people from culturally and linguistically diverse (CALD) backgrounds in the City of Manningham, facilitated by healthcare professionals (primarily doctors and nurses), alongside accredited interpreters. Sessions will be delivered in partnership with local community support organisations, responding directly to community needs. Sessions will cover a range of preventative health topics including healthy eating, exercise, women's/men's health, mental health, childhood development and navigating the Australian healthcare system. Participants will leave sessions empowered with the knowledge and skills to improve their health and wellbeing .</p>	The Panel recommend that Council fund this application.	<p>Planning phase to consult with Multicultural Advisory Committee/Network and Council's Maternal and Child Health and immunisation Co-Ordinators. Contact Council's Communications Unit to promote program.</p>	\$10,320.00	\$10,320.00	\$30,690.00	

CD202301	Chrisalis Foundation	Let's Move Together	Twice a month activities for unpaid carers. They will gather in a safe environment to do yoga, dancing and movement together. Doing yoga and dancing together, helps carers to relax, supports their mental health and also strengthens their bodies. Unfortunately, there continues to be unpaid carers who receive limited community support. This activity is focused on community bonding and includes fun group yoga and dancing activities. We will provide coffee and tea afterwards so carers can sit, chat and relax.	The Panel recommend that Council fund this application for a reduced amount.	Organisation has DGR (1) status and eligible for funding through Manningham Community Fund (LMCF)	\$5,360.00	\$7,834.00	\$14,026.00	The Panel also supports the remaining amount of \$2472.00 be referred to the Lord Mayors Charitable Foundation for funding through the Manningham Community Fund.
CD202304	CareNet Ltd	CareNet Digital Transformation for Better Community Food Security Outcomes.	CareNet will work with Audienceware to build a CRM & data system that meets the need of local food relief programs. Through this digital transformation, CareNet will have access to an efficient data management system that empowers CareNet to generate reports regarding demand, supply and impact. This will lead to more innovative and targeted food relief programs and a better understanding of food insecurity in Manningham.	The Panel recommend that Council fund this application.	1. Evaluation Framework to be reviewed with SME Officer to determine effective measures. 2. The organisations will be responsible for the ongoing costs for licencing and maintenance of the data system.	\$19,960.00	\$19,953.56	\$26,953.69	
CD202303	The Trustee for Raise Foundation	Raise Youth Mentoring Program - Templestowe College	Raise Foundation provides early-intervention youth mentoring programs for at-risk students at Templestowe College. The young people in the program are supported over two school terms by a trained volunteer community mentor and program counsellor, in order to achieve positive outcomes. We have run this program at Templestowe since 2021.	The Panel recommend that Council fund this application for a reduced amount.	1. Applicant encouraged to connect with Youth Advisory Committee to support the development and delivery of the program. 2. The applicant to adhere to the Child Safe Standards including Police checks and Working with Children Checks.	\$11,000.00	\$12,292.00	\$25,964.00	Funding reduced as operational items were considered excessive.
CD202312	Doncaster Bowling Club	Try-Bowls Programs for Women and Girls	The Club wishes to encourage more Women and Girls to participate more fully in a regular future Program of Try-Bowls Activities community activities, in particular with the Women of the Manningham Chinese Senior Citizens' Club, and with the teenage girls from Doncaster Secondary College. The Club will need to purchase small-size Bowls so that the Women with small hands can safely hold and deliver the Bowl.	The Panel recommend that Council fund this application.	The equipment to remain the property of the club,	\$3,140.00	\$3,140.00	\$4,140.00	

CD202309	Manningham Christian Centre	Safer Community & Stronger People: Helping the community build community	<p>This activity is a series of events designed to equip parents, carers, business owners, and members of every community to build safer homes, and stronger relationships, increase connectedness, and grow innovative ideas that impact Manningham.</p> <p>We will host a suite of 4 events for parents, youth, and all members of the community to assist them in the areas of Anxiety, Healthy eating on a budget, and personal image. We will engage an expert in all three areas to present in a practical and informative way.</p> <p>The goal in each session is to equip those who attend to engage in healthy conversation, practical ways to bring change, and to provide direction where often it is difficult to get started.</p>	The Panel recommend that Council fund this application for a reduced amount.	Funding to support anxiety and healthy eating sessions	\$10,830.00	\$13,500.00	\$16,500.00	Personal style/image session does not meet the Council objectives/priorities. Admin, catering and marketing were considered excessive and have been reduced.
CD202308	Warrandyte Basketball Association	Female Basketball Programs (Girls Got Game)	<p>Girls are under-represented in community in sport, the retention and profile of females are of great concern to the community. Warrandyte Basketball; Association (WBA) is committed to providing a gender-inclusive culture and supporting mechanisms to assist in recruiting and retaining all people to our sport.</p> <p>The WBA has initiated the 'Girls Got Game' program to effect change.</p> <p>The objectives of the 'Girls Got Game' program are:</p> <ul style="list-style-type: none"> To increase the profile of women and girls participation in Basketball in Manningham. Reduce the attrition rate across the continuum of women and girls in Basketball in Manningham. To provide the community with opportunities to promote women and girls in Basketball in Manningham. <p>Our program will include female basketball clinics throughout the school holidays.</p>	The Panel recommend that Council fund this application for a reduced amount.		\$8,000.00	\$10,000.00	\$15,544.00	Funding reduced as catering component in budget considered excessive.
REFERRED TO MANNINGHAM COMMUNITY FUND (Lord Mayors Charitable Foundation)									

CD202306	Manningham Inclusive Community Housing Inc (MICH)	Affordable Home Facilitator	With the cost of renting the smallest apartments in Manningham exceeding the Disability Support Pension, a recent strategic review confirmed that MICH should refocus on finding secure, affordable homes for young people with an intellectual disability. This means employing a specialist who can apply and build on MICH's enviable track record.	The Panel recommend that the application be referred for recommendation by the Lord Mayor's Charitable Foundation (LMCF). Recommended funding is \$19,303.00	Organisation has DGR (1) status and eligible for funding through Manningham Community Fund (LMCF)	\$0.00	\$19,303.00	\$26,871.00	
NOT RECOMMENDED									
CD202319	Horizontes Projects with the Community Pty Ltd	Workshops for Older Adults and people with Disabilities in Manningham	9 physical activity workshops created and hosted for residents of Doncaster, Doncaster East and Warrandyte South, that are 60 years old and over, while also including a special emphasis on people with disabilities. With 3 dates in each suburb, we will be orienting the activities to increase the wellbeing of the participants.	The Panel does not recommended that Council fund this application. The application lacks the key detail of the actual activity and would benefit from connections with local community agencies. The applicant is encouraged to run a pilot program and apply through the next Small Grant round.	Applicant to engage with relevant Council Officers during planning to enhance the impact and sustainability of the program.	\$0.00	\$4,032.00	\$5,432.00	
CD2023SC03	Seniors Happy Life Club Inc.	Increasing active living and community connection program	We are going to increase active living by organizing more classes or exercises and activities for all the residents in the community (e.g. socially isolated, vulnerable, older residents, diverse, women, men, LGBTQIA+, indigenous) who live in the city of Manningham and close suburbs.	The Panel does not recommended that Council fund this application. The applicant has not explained how the equipment will be used to support the described program of activities. The applicant is recommended to review the application and apply for relevant equipment through the Small Grant program - Equipment purchase. Application completed in Simplified Chinese.	Recommended that the applicant attend Grant Writing Workshop. Use of interpreter service to understand any difficulties in applying.	\$0.00	\$18,000.00	\$67,408.00	
CD202305	Nakita Malakooti being auspiced by Access Health and Community	Manningham Carers support program	Carers are unpaid people who look after their loved ones. Statistics show that there are more than 15,000 carers living in Manningham who do not get support locally. They are isolated, stressed and exhausted. This local program allows them to take a break from their caring role and have fun activities with like-minded people. On the basis of their requested activities, the program will include exercise, cooking, art, meditation, and self-care classes in addition to pamper days such as massages and facials. This would give them the opportunities to unwind and socialize on weekly basis.	The Panel does not recommended that Council fund this application. The application did not respond to all the key criteria and expenditure was not supported with relevant quotes for all items over \$500. Applicant is encouraged to reapply for a reduced program through the Small Grants program		\$0.00	\$20,000.00	\$29,560.00	

CD202315	Australian-Iranian Society of Victoria (AISOV) Inc	Health and Well being Peace of mind project	Australian Iranian Society of Victorian in partnership with the Manningham Council would like to present Peace Of Mind a well-being and Health Project targeting the Farsi Speaking Community in Manningham. The Project will include awareness-building activities, Workshops, and training to empower the Farsi-speaking community to identify their own health and well-being issues that it has been an issue for them Since the Pandemic and then design their own unique health and well-being project or find suitable provided plans.	The Panel does not recommended that Council fund this application. The application lacked the detail required to assess and understand the purpose of the project. It would be recommended that a pilot project be delivered with a smaller group for a specific age group to trail the community based participatory research model of engagement to achieve the desired outcomes. The applicant is encouraged to develop content in greater detail for a specific age group and apply for a small grant.		\$0.00	\$12,000.00	\$30,000.00	
Total					\$	127,410	\$ 212,776.81	\$ 358,920.94	

Arts Grants 2023 Panel Recommendation Report

App Id	Organisation name	Project Title	Brief Project Description	Panel Recommendation	Funding conditions	Proposed funding allocation	Total Amount Requested	Total Project Cost	Justification for partial funding
RECOMMENDED									
Arts202307	The Onemda Association	Art and the Extra-Ordinary	Onemda is a centre for learning and therapeutic development for people living with disability. Onemda seeks funding for an Art and Multimedia display to showcase the contribution, talent and value people with intellectual and complex disabilities bring to the City of Manningham. The project will raise community awareness amongst the wider community and a valued engagement opportunity to promote one of the most vulnerable, isolated and misunderstood members of the Manningham community.	The Panel recommends that Council fund this application.	Panel suggested a reduced budget allocation of \$12,000. The Subject Matter Expert was consulted and recommendation is to fully fund the project.	\$14,850.00	\$14,849.95	\$19,273.50	
Arts202305	Doncaster Templestowe Artists Society	Six open workshop days by different award winning artists	Doncaster Templestowe Artists' Society was formed to provide a venue for the community to participate in art in a friendly social environment. We want to increase connection with the local community by stimulating their interest in Art and Culture, and provide a friendly and encouraging environment for all ages and abilities. This should enable a healthier mental state for those suffering from the long-term effects of Covid lockdowns. We also aim to encourage people from the age of 12 upwards to increase their skills in art practice and older people to continue or rediscover their interest in the arts. We hope to decrease the loneliness of people perhaps isolated by living on their own, whilst participating in a fun and friendly group activity.	The Panel recommends that Council fund this application.	1. Working with children checks for all facilitators	\$3,550.00	\$3,550.00	\$4,022.00	
NOT RECOMMENDED									
Arts202303	Thespian Theatre Company	Twelve Angry Actors	Twelve Angry Actors is an original work written by Manningham resident Celine Khoury along with Australian Screen Royalty Brian Vriends. To be staged at the Doncaster Playhouse. Twelve angry actors asks us how much faith we have in our justice and rehabilitation system. It also asks the question, is it fair that offenders are held by the community as judge, jury and executioner for their entire lives?	The Panel does not recommended that Council fund this application. The Panel had concerns relating to overall strength of the application. Furthermore, the applicants plan to provide of legal services as part of the project was not endorsed by Panel.		\$0.00	\$20,000.00	\$20,000.00	

Arts202309

Chinese Precinct
Business Association

Make City of
Manningham an
Asian Digital Art
space

City of Manningham residents are some of the most creative people in Victoria. We also have high Asian mix . There is an trend of Manningham Asian artist taking up Digital art. We want to make City of Manningham the home of Asian digital art. We proposed to run a serious of workshop to foster talent and create their works. The goal is to run an exhibit at MC Square to show case their talents and offerings

The Panel does not recommend that Council fund this application. The application did not score highly. This is due to an underdeveloped program. Numerous questions were not directly responded to and an inadequate level of detail was provided. The applicant also does not provide sufficient evidence of its partner or that it has the capacity to manage the program.

\$0.00 \$5,600.00 \$10,600.00

\$18,400.00 \$55,999.95 \$81,295.50



Festival and Events 2023 Panel Recommendation Report									
App ID	Organisation name	Project Title	Brief Project Description	Panel recommendation	Funding conditions	Proposed funding allocation	Total Amount Requested	Total Project Cost	Justification for partial funding
RECOMMENDED									
F&E202202	Heide Museum of Modern Art	Yaluk Langa Community Day 2024	Heidi Museum of Modern Art is a public art museum situated on once a significant Wurundjeri Woi-wurrung gathering place. The Yaluk Langa (River's Edge) Community Day will be celebrated on County at Heidi at the site of the Yaluk Langa Indigenous garden project, along the Birrarung/Yarra River. This free public event held in March 2024, will celebrate the continuing creative culture and traditions of the Wurundjeri Woi-wurrung people. Celebrations will include a traditional smoking ceremony, art making, talks and tours, planting, performance and story telling and First Nations food providers.	The Panel recommend that Council fund this application.		\$13,052.00	\$13,051.78	\$19,446.78	
F&E202204	Warrandyte Senior Citizen Club	MEHREGAN Ceebration	Warrandyte Senior Citizens Centre is a not-for-profit associated to promote arts, cultural programs and activities and to offer social, welfare and community assistance to improve the physical and mental wellbeing of Warrandyte's senior citizens. This multicultural celebration involving the the Persian community celebrates "MEHREGAN", a festival celebrated to honor Yazata Mithra (Persian:Mehr, English:Love) which is responsible for friendship, affection and love amongst all the different races and cultures. The event will include a traditional table (Mehregan Sofreh), music, food and dance.	The Panel recommend that Council fund this application.		\$3,800.00	\$3,800.00	\$5,800.00	
F&E202205	Trevisani Nel Mondo Melbourne Inc	Trevisani Nel Mondo Melbourne 50 Anniversary Celebration	The Trevisani association was established to unite migrants, their children and descendants around the world who are originally from the Trevisani region of Italy. The organisation has worked to maintain the cultural identity of the Treviso-Veneto region by keeping traditions and characteristics of their homeland alive in their everyday life. A gathering to celebrate 50 years of Trevisani Nel Mondo (Trevisani in the World) is planned to bring together people of Trevisani and the broader community to celebrate this milestone. An opportunity for people to share stories of migration to Australia and their culture.	The Panel recommend that Council fund this application.		\$5,000.00	\$5,947.00	\$11,447.00	The cost of Souvenir Booklets/Tote bags \$7,797 forms a disproportionately large part of the total project budget \$11,447. It is proposed that the Club partly subsidise this cost.

F&E2020208	Manningham United Blues Football Club	Manningham Junior Girls Cup (Football Tournament)	The Manningham United Blues Football Club will host a Junior Girls Cup for the first time. The Club has hosted many junior boys cups and tournaments which included some female participation, however this will be the first Cup for girls only. Teams from across Victoria will come to Manningham to compete in a football round robin competition over a weekend in October 2023 (2 days). Tentative dates are 14 and 15 October 2023. The primary aim of the activity is to bring the community together for a female football competition to celebrate and encourage female participation. The project will also aim to increase local participation in sport and encourage the community to get outside and get active.	The Panel recommend that Council fund this application.	<ol style="list-style-type: none"> 1. Applicant to comply with conditions outlined in the Festival and Events Information Kit. 2. Traffic Management Plan to be submitted for approval prior to event. 3. Resident notification to be submitted for approval prior to delivery 2 weeks before event. 	\$15,000.00	\$20,000.00	\$32,661.61	The Panel agreed that a number of budget line items can be reduced such as signage and banners, videographer/photographer, fridge. With up 1500 people attending this event the Club's fundraising can contribute to these costs.
F&E2020203	Rotary Club of Templestowe	Electric Vehicle Expo and Seminars	<p>The Rotary Clubs of Templestowe, Doncaster, and Manningham are organising a Future Vehicle Expo using the display area adjacent to MC2 library and the car park behind the library. A parallel seminar program will be hosted in Council function rooms. This event will provide the community with up-to-date information on the wide range of EV's available and also on the issues that are important to know in getting the best from an EV. This event follows the highly successful Future Vehicle Expo and Seminars held at Council in October 2022.</p> <p>The event be held on a Sunday, in October or November 2024 in cooperation with Nigel Philpot (Environmental Education Officer) and the Events Team of Council. Nigel Philpot will be a member of the Organising Committee along with members of the three Clubs.</p>	The Panel recommend that Council fund this application.	<ol style="list-style-type: none"> 1. Applicant to comply with the conditions outlined in the Festival and Events Information Kit 2. Traffic Management Plan to be submitted for approval. 3. Resident notification to be submitted for approval two weeks before event. 	\$12,500.00	\$12,500.00	\$16,800.00	
F&E2020207	Community Music and Performances Incorporated	Jazz In The Park: a free community event for everyone	<p>This free community music event at Stiggants Reserve, Warrandyte will offer a range of jazz music that is accessible and enjoyable to people of all ages. Performers include: Donvale Christian College youth band, Manningham Concert Band, and Caught In The Act with Pippa Wilson.</p> <p>The stage is in a natural amphitheatre, creating a picturesque backdrop for sharing an afternoon of music and enjoying the company of others and a local not-for-profit cafe will provide coffee and afternoon tea.</p>	The Panel recommend that Council fund this application.	1. Applicant to comply with the conditions outlined in the Festival and Events Information Kit	\$5,000.00	\$5,000.00	\$7,530.00	

F&E202209	Beverley Hills Junior Football Club	Manningham District Girls Football Carnival	Run two girls football carnivals in July, Under 12s Tournament for Primary Schools and Under 16s Tournament for High Schools. Each event will consist of a round robin tournament, special AFLW guest appearances, skills workshops and a BBQ.	The Panel recommend that Council fund this application.	1. Applicant to comply with the conditions outlined in the Festival and Events Information Kit.	\$4,000.00	\$5,000.00	\$6,000.00	Reduced funding is recommended as the club has potential generate income through fundraising and food sales.
NOT RECOMMENDED									
F&E202210	Manningham Business Network Inc.	Monthly Business Connections for members of the local community	We provide a meeting point for members of the community to develop relationships and expand the scope of their business connections. We offer businesses the opportunity to share their potential, learn from other business people and grow their business by being informed and inspired. At these meetings we engage Speakers, who are experts in their fields, to expand our guests knowledge and stimulate motivation while at the same time provide 'take-away' ideas and skills. These meetings are also a pathway to promoting the training sessions provided by Council.	The Panel does not recommended that Council fund this application. The application lacks information and detail regarding the proposed activity. Eg. no detail regarding speakers and topics for presentations. Alignment to grant objectives is not well justified, nor are the short and meduim term impacts of the activity.		\$0.00	\$10,000.00	\$10,000.00	
						\$58,352.00	\$95,298.78	\$189,685.39	

11.2 Health and Wellbeing Action Plan 2021-2023 Progress Report

File Number: IN23/363
Responsible Director: Director Connected Communities
Attachments: 1 Health and Wellbeing Plan 2021-2023 Progress Report Snapshot [↓](#)

EXECUTIVE SUMMARY

The purpose of this report is to provide Council with a progress update on the implementation of the Health and Wellbeing Action Plan.

Council has a leading role in health and wellbeing planning for the municipality and under the Public Health and Wellbeing Act 2008, is legislatively required to prepare the Health and Wellbeing Strategy 2021-2025 (the Strategy) within the period of 12 months after a general election of Council. Council endorsed the Strategy in October 2021.

Health and Wellbeing Action Plans are required to be developed every two years. The Health and Wellbeing Action Plan 2021-2023 (Action Plan) includes activities developed under the seven priorities identified in the Strategy. These biennial Action Plans are delivered with partners to help Council achieve the identified changes by 2025.

Attachment 1 outlines the Action Plan Progress Report and includes an overview of progress against actions, key achievements, and new initiatives delivered in 2021-2023.

The report also notes that of the 27 actions, 25 are well progressed to meet the targets identified in the plan. The remaining two will be carried over to the next action plan, Health and Wellbeing Action Plan 2024-2025.

COUNCIL RESOLUTION

MOVED: CR ANNA CHEN
SECONDED: CR CARLI LANGE

That Council note the Health and Wellbeing Action Plan 2021-2023 Progress Report shown at Attachment 1.

CARRIED UNANIMOUSLY

2. BACKGROUND

- 2.1 The Health and Wellbeing Strategy 2021-2025 (Council's Municipal Public Health and Wellbeing Plan) was endorsed by Council in October 2021.
- 2.2 The Municipal Public Health and Wellbeing Plan (MPHWP) is a statutory requirement under the *Public Health and Wellbeing Act 2008* under Section 26 of the Bill with an aim to "protect, improve and promote public health and wellbeing within the municipal district." The Act requires Council to prepare a MPHWP within 12 months after each general election of the Council.

- 2.3 Council also operates under the Victorian Government Act 2020, which outlines the critical roles all councils play in addressing the health and wellbeing of their communities.
- 2.4 The Strategy, together with other key strategic documents (Health and Wellbeing Action Plan and The State of the City and Health Needs Analysis 2020 report) guide the strategic direction of policy in Council and across our key stakeholders and ensures a streamlined and co-ordinated approach to addressing health and wellbeing issues in Manningham.
- 2.5 The Strategy and Action Plan were developed in consultation with the community, local health providers, organisations that support health and wellbeing and key Council staff.
- 2.6 The Strategy and Action Plan were submitted to the Department of Health and Human Services in July 2022, to meet the legislative requirements of the Health and Wellbeing Act 2008.

3. DISCUSSION / ISSUE

- 3.1 This report and enclosed Attachment 1 outline the six-month progress of the implementation of the Action Plan.
- 3.2 The report and attachment include an outline of the key achievements, status of actions and key initiatives implemented.
- 3.3 The report notes that of the 27 Actions, 25 are well progressed to meet the targets identified in the Action Plan. The remaining two will be carried over to the next action plan, Health and Wellbeing Action Plan 2024-2025.
- 3.4 This report demonstrates achievements from June 2022 to early 2023.
- 3.5 Key partnerships achieved to date include:
 - 3.5.1 Established a three-year strategic partnership with VicHealth to amplify the implementation of Manningham's Health and Wellbeing Strategy. This partnership focuses on creating meaningful change in local communities and supporting the health and wellbeing of children and young people (ages 0-25). Councils that are part of this partnership are known as 'fast-track' councils.
 - 3.5.2 Strengthened our partnership with Access Health and Community to enhance food literacy and outreach services provided in Manningham.
 - 3.5.3 Established a partnership with Aligned Leisure to improve outcomes for Manningham residents across four distinct areas; Health, Wellbeing, Social and Economic through the Leisure contract.
- 3.6 Significant achievements identified to date include:
 - 3.6.1 Establishing and strengthening relationships with key partners, improving effectiveness, efficiency, and service access.
 - 3.6.2 Implementing primary prevention and early intervention initiatives based on evidence and community need.

- 3.6.3 Increasing capacity of community and key stakeholders on health and wellbeing and social issues in Manningham through education.
- 3.6.4 Strengthened focus on the importance of collaboration to build community connectedness and increase inclusion for multicultural and diverse communities.
- 3.6.5 Increased advocacy to relevant stakeholders to address issues relating to mental health and gambling harm.
- 3.6.6 Updating and improving local amenities to reflect strategic documents and improve safety and usage.
- 3.6.7 Clearer strategic framework and greater alignment across Council has resulted in more internal collaboration and improved integrated planning, reporting and effectiveness and efficiency in delivery.
- 3.6.8 Measures at a population level allow for greater transparency of progress and allows Council and community to measure trends annually.

4. COUNCIL PLAN / STRATEGY

- 4.1 The Health and Wellbeing Strategy 2021-2025 focuses on Manningham Council Plan 2021-2025 theme, Healthy Community, and the two goals that sit under this, which are:
 - 4.1.1 A healthy, safe and resilient community; and
 - 4.1.2 A connected and inclusive community.
- 4.2 Council has developed seven key priority areas that identify the change we want to see in our community's health and wellbeing by 2025, along with action areas and measures that will tell us if we made a difference. This report provides an overview of the progress we have between June 2022 to early 2023.

5. IMPACTS AND IMPLICATIONS

- 5.1 The Strategy is a statutory requirement under the *Public Health and Wellbeing Act 2008* under section 26 of the Act with an aim to "protect, improve and promote public health and wellbeing within the municipal district." The Act requires Councils to prepare a MPHWP within 12 months after each general election of Council which is based on evidence and involves community and government stakeholders in the development, implementation and evaluation.
- 5.2 Section 26(4) of the *Public Health and Wellbeing Act 2008* requires councils to review the municipal public health and wellbeing plan annually, and if appropriate amend it. A review is scheduled to be undertaken in consultation with the Health and Wellbeing Advisory Committee in September 2023.
- 5.3 In accordance with the Royal Commission into Family Violence Recommendation 94, Councils are also required to report on "the measures they propose to take to reduce family violence and respond to the needs of victims in preparing their municipal public health and wellbeing plans". Progress against these measures is defined in Attachment 1.

- 5.4 Council is also required to consider the Climate Change Act 2017 in this strategy. Progress against these measures is also defined in Attachment 1.

6. IMPLEMENTATION

6.1 Finance / Resources Implications

Implementation of year two of the Action Plan will continue within existing budget commitments and the acquisition of external funding.

6.2 Communication and Engagement

This progress report was presented to the Health and Wellbeing Advisory Committee on 7 June 2023.

A review of the existing Action Plan will be undertaken in September 2023 in collaboration with the Health and Wellbeing Advisory Committee to meet the legislative requirements of an annual review.

6.3 Timelines

The Action Plan will continue to deliver on the year two commitments.

7. DECLARATIONS OF CONFLICT OF INTEREST

No officers involved in the preparation of this report have any general or material conflict of interest in this matter.

Health and Wellbeing Action Plan 2021-2023

Progress Report (July 2022-December 2022)



Rationale	Key Achievements																																																			
<p>The Health and Wellbeing Action Plan operationalises the Health and Wellbeing Strategy 2021-2025 to improve community health outcomes in seven priority areas. This aligns with Council Plan 2021-2025 goals:</p> <ul style="list-style-type: none"> • A healthy, safe, and resilient community, and • An inclusive and connected community. 	<ul style="list-style-type: none"> • Established a three-year strategic partnership with VicHealth to amplify the implementation of Manningham's Health and Wellbeing Strategy. Recently received alcohol harm prevention grant. • Established a partnership with Aligned Leisure to improve outcomes for Manningham residents across four distinct areas; Health, Wellbeing, Social and Economic through the Leisure contract. • Partnering with Swinburne University to deliver the <i>Intergenerational Social Connections and Health</i> Project. • Partnering with Access Health and Community to run INFANT nutrition program, enhance food literacy and outreach services provided in Manningham. • Working with sporting clubs to make their activities and facilities more welcoming and inclusive. • Manningham's Reconciliation Action Plan 2023-2025 drafted (endorsed February 2023). • Education and engagement work delivered by the waste, environment, and emergency management teams on a variety of climate resilience topics. 																																																			
6 Month Action Progress Report																																																				
<p>Actions</p> <p>■ On track ■ Off track</p> <p>27 Actions reported on 25 Actions on track 2 Actions off track</p>	<table border="1"> <thead> <tr> <th rowspan="2">Priority</th> <th>ON TRACK</th> <th>OFF TRACK</th> <th>MONITOR</th> <th rowspan="2">Total</th> </tr> <tr> <th>No. of Actions</th> <th>No. of Actions</th> <th>No. of Actions</th> </tr> </thead> <tbody> <tr> <td>Improved social and emotional wellbeing</td> <td>3</td> <td>0</td> <td>0</td> <td>3</td> </tr> <tr> <td>Increased healthy eating</td> <td>2</td> <td>1</td> <td>0</td> <td>3</td> </tr> <tr> <td>Increased active lifestyle</td> <td>3</td> <td>0</td> <td>0</td> <td>3</td> </tr> <tr> <td>Increased adaptation to the health impacts from climate change</td> <td>2</td> <td>0</td> <td>0</td> <td>2</td> </tr> <tr> <td>Reduced injury and harm</td> <td>7</td> <td>1</td> <td>0</td> <td>8</td> </tr> <tr> <td>Prevention of violence</td> <td>3</td> <td>0</td> <td>0</td> <td>3</td> </tr> <tr> <td>Increased connection to and engagement in community life</td> <td>5</td> <td>0</td> <td>0</td> <td>0</td> </tr> <tr> <td>Total</td> <td>25</td> <td>2</td> <td>0</td> <td>27</td> </tr> </tbody> </table>				Priority	ON TRACK	OFF TRACK	MONITOR	Total	No. of Actions	No. of Actions	No. of Actions	Improved social and emotional wellbeing	3	0	0	3	Increased healthy eating	2	1	0	3	Increased active lifestyle	3	0	0	3	Increased adaptation to the health impacts from climate change	2	0	0	2	Reduced injury and harm	7	1	0	8	Prevention of violence	3	0	0	3	Increased connection to and engagement in community life	5	0	0	0	Total	25	2	0	27
Priority	ON TRACK	OFF TRACK	MONITOR	Total																																																
	No. of Actions	No. of Actions	No. of Actions																																																	
Improved social and emotional wellbeing	3	0	0	3																																																
Increased healthy eating	2	1	0	3																																																
Increased active lifestyle	3	0	0	3																																																
Increased adaptation to the health impacts from climate change	2	0	0	2																																																
Reduced injury and harm	7	1	0	8																																																
Prevention of violence	3	0	0	3																																																
Increased connection to and engagement in community life	5	0	0	0																																																
Total	25	2	0	27																																																



Snapshot of activities delivered between July 2022-December 2022 to address the priorities:

COUNCIL PLAN THEME: HEALTHY COMMUNITY	
GOAL 1.1: A HEALTHY, SAFE AND RESILIENT COMMUNITY	
Priority 1: Improved social and emotional wellbeing	
Actions on track:	Achievements:
<ul style="list-style-type: none"> Deliver initiatives to encourage positive mental wellbeing for new parents Deliver initiatives to encourage positive youth mental health Facilitate and provide initiatives that combat loneliness across the life course 	<ul style="list-style-type: none"> Routinely screen all client’s mental health at 4 weeks using the ‘I Cope’ screening tool and refer for mental health support accordingly. This also includes screening for family violence. Offer Enhanced MCHS for clients with poor mental health and are currently running a Circle of Security Program to connect parents and increase their parenting capacity and confidence. Run a Sleep and Settle program that also has outreach lactation service as we know sleep and feeding issues are detrimental to parental mental health. Partnering with Swinburne University to deliver the <i>Intergenerational Social Connections and Health Project</i>. Conducted the Youth Mental Health Advocacy Campaign for headspace in Manningham. Partnering with EACH, a parent’s information session was delivered aimed at parents and carers who have young people in the LGBTIQ+ community.
Priority 2: Increased healthy eating	
Actions on track:	Achievements:
<ul style="list-style-type: none"> Promote awareness of infant nutrition In partnership support scoping and advocacy to enhance food relief services and food literacy 	<ul style="list-style-type: none"> Conducted the INFANT nutrition program in partnership with Access Health and Deakin University. Partnerships established with members of the Food Relief Network, including Vantage Point Church, Living and Learning @ Ajani, CareNet, St Vincent De Paul, Salvation Army and Linc. Strengthened our partnership with Access Health and Community to enhance food literacy and outreach services provided in Manningham.
Actions off track:	Progress:
<ul style="list-style-type: none"> Support local partnerships to increase access to healthy, affordable fresh fruit and vegetables 	<ul style="list-style-type: none"> This action is off track during this reporting period. Council is working on a collaboration with Access Health and Community to progress this action. Details of this progress will be reported on in the next reporting period.



Priority 3: Increased active lifestyle	
Actions on track:	Achievements:
<ul style="list-style-type: none"> • Leverage existing sport and recreation assets to increase participation • Support the promotion of positive and inclusive messages to increase participation in active recreation • Deliver and advocate for improved amenity across key pedestrian routes 	<ul style="list-style-type: none"> • Worked with sporting clubs to enhance inclusive activities and facilities, including language and messaging for the LGBTIQ+ community. • 1349 advanced trees planted this reporting period along key pedestrian routes in Manningham, with a further 1500 programmed to be planted in the next 6 months. • Established a partnership with Aligned Leisure to improve outcomes across four distinct areas; Health, Wellbeing, Social and Economic. This is opposed to focusing on the social outcomes of facilities.
Priority 4: Increase adaptation to the health impacts from climate change	
Activities on track:	Achievements:
<ul style="list-style-type: none"> • Provide information on reducing health impacts from climate change • Facilitate actions that reduce the health impacts from climate change at Council facilities 	<ul style="list-style-type: none"> • Education and engagement work being delivered by the waste, environment, and emergency management teams on a variety of climate resilience topics and forums. This includes Lead to Sustain, Clean Up Australia Day arrangements, FOGO rollout and ongoing engagement, plus other incentivizing programs including Solar Savers initiatives, Pest (Deer Control) Management initiatives via LEAF Grants, ongoing community awareness and engagement on Climate Emergency Action Plan - next phase currently under development. • Conducted electric vehicle events to reduce CO2 emissions from council fleet use. • Spent funds on installing solar panels and on Major Road Lights- LED and Smart Controls Retrofit. • Upgraded insulation at Council buildings to improve thermal comfort and reduce heat island effect. • Installed charging station and seating area outside Manningham Civic Centre and MC2.
Priority 5: Reduced injury and harm	
Actions on track:	Achievements:
<ul style="list-style-type: none"> • In partnership with allied health agencies enable activities which will reduce injury to older people • Support the responsible management of alcohol in the municipality • Reduce the impacts of harmful alcohol and illicit drug use through the implementation of <i>crime prevention through environmental design guidelines</i> 	<ul style="list-style-type: none"> • Partnership established with VicHealth to address alcohol related harm through VicHealth Local Government Partnership and alcohol harm prevention grants. • Advocacy to reduce operating hours for gambling venues to the Municipal Association of Victoria and the State Government of Victoria.



<ul style="list-style-type: none"> • Support the responsible management and regulation of gambling including advocating for a reduction in operating hours of gaming venues • In partnership support activities that reduce the harms caused by gambling, alcohol and illicit drug use • Providing information on the harms caused by gambling, alcohol, and illicit drug use • Establish the Welcoming Cities Action Plan 	<ul style="list-style-type: none"> • Completed construction using the <i>crime prevention through environmental design guidelines</i> at the new play space at Petty’s Reserve and upgrade of Brendan Reserve and Grover Reserve. • Commenced review of the Manningham Gambling Policy and Action Plan 2012-2017. • Council Wellbeing Support Card and online Wellbeing resources page including support services for gambling, alcohol and illicit drug use harm developed and distributed to the community. • Partnerships made with the Eastern Regional Group of Councils for gambling harm awareness. • Welcoming Cities Standards are being used to construct action plan and establish partnerships across the community.
<p>Actions off track:</p>	<p>Progress:</p>
<ul style="list-style-type: none"> • Implement the Manningham Placemaking framework 	<ul style="list-style-type: none"> • This action is off track during this reporting period. Council has been co-designing future works which will be reported on in the next reporting period.
<p>Priority 6: Prevention of violence</p>	
<p>Actions on track:</p>	<p>Achievements:</p>
<ul style="list-style-type: none"> • In partnership advocate, facilitate and enable actions that will prevent violence • In partnership, advocate, facilitate and enable actions that reduce the incidence of elder abuse • Implement local government requirements under the Gender Equality Act 	<ul style="list-style-type: none"> • Council representatives attended the Walk Against Family Violence 2022 march during the 16 Days of Activism. • Partnered with Boroondara Council to hold the Money Girl Seminar to improve financial literacy for women. • Secured a three-year VicHealth Local Government Partnership that has initiatives focused on gender equity and the prevention of violence against women. • Participated in the Eastern Elder Abuse Network (EEAN) Prevention Community of Practice coordinated by the Eastern Community Legal Centre. • Gender Equality and LBGTIQA+ Advisory Committee established and meeting quarterly.
<p>GOAL 1.2: A CONNECTED AND INCLUSIVE COMMUNITY</p>	
<p>Priority 7: Increased connection to and engagement in community life</p>	
<p>Actions on track:</p>	<p>Achievements:</p>
<ul style="list-style-type: none"> • Align council functions to better support inclusion and reconciliation • Convene the Multicultural Advisory Committee to enhance opportunities to connect and engage in community life • Facilitate and provide initiatives that encourage community participation in local cultural or art activities • Increase inclusion among key cohorts 	<ul style="list-style-type: none"> • Manningham’s Reconciliation Action Plan 2023-2025 drafted (endorsed February 2023). • Participated in the Eastern Volunteers Communities of Practice events. • Mural programs commenced in partnership with EACH and the Doncaster Hill community garden. • Conducted disability services expo, Manningham Multicultural Network, range of Advisory Committees quarterly.



<ul style="list-style-type: none">• In partnership with EVRC provide meaningful volunteering opportunities	<ul style="list-style-type: none">• Council capacity building through the Inclusion Project which includes the Inclusive Language Guide.
--	--

12 CITY SERVICES

There were no City Services reports.

13 EXPERIENCE AND CAPABILITY

There were no Experience and Capabiity reports.

14 CHIEF EXECUTIVE OFFICER

14.1 2023 General Valuation Return

File Number: IN23/332
Responsible Director: Chief Executive Officer
Attachments: 1 Valuer-General Victoria - General Valuation 2023 True and Correct Advice [↓](#)

EXECUTIVE SUMMARY

On 1 July 2018 land valuations were centralised under Valuer-General Victoria (VGV), with a new annual cycle of valuations for land tax, and council rates setting purposes.

The VGV is the responsible authority under Valuation of Land Act 1960 (“the Act”) as amended of all rateable and non-rateable leviable land within the municipality. With the VGV to carryout functions of the Act, and to certify each revaluation as being true and correct for each of the four stages of the revaluation and subsequent overall completion of each revaluation.

All stages of the 2023 General Valuation have now been completed in accordance with the Act, and Manningham has received the final stage 4 certification by the VGV.

A summary of Rateable Property – 2023 General Valuation has been included within this report. The result for Manningham indicates an overall average decrease of 1.2% in the Capital Improved Value (“CIV”) over the one year period from the 2022 general revaluation to the 2023 general revaluation, for all rateable properties.

COUNCIL RESOLUTION

MOVED: CR GEOFF GOUGH
SECONDED: CR ANDREW CONLON

That Council adopts the return of the 2023 General Valuation for all rateable and non-rateable leviable property within Manningham, as certified by the Valuer-General Victoria.

CARRIED UNANIMOUSLY

1. BACKGROUND

- 1.1 On 1 July 2018 land valuations were centralised under the Valuer-General Victoria (VGV), with a new annual cycle of valuations for land tax, and council rates setting purposes.
- 1.2 Previously, land valuations were carried out by a valuation authority, either a council or VGV on nomination by a council and revaluations were completed every two years.

- 1.3 As per the VGV advice on 5 May 2023, the VGV gave notice under section 6(1) of the Act that the 2023 General Valuation is to be made of all rateable and non-rateable leviable land within the municipality as at 1 January 2023.
- 1.4 Under sections 9 and 13F of the Act, the VGV is recognised as the valuation authority in respect of all rateable and non-rateable leviable land within the municipal district.
- 1.5 The 2023 General Valuation has now been completed in satisfaction of the VGV 2023 Valuation Best Practice Guidelines.
- 1.6 Council received on 5 May 2023 the final certification from the VGV (as attached), having advised in accordance with section 7AD of the Act, that the 2023 General Valuation of the municipality is generally true and correct.
- 1.7 For all non-rateable leviable property, as per the Fire Services Property Levy, these are a separate assessment, and have been completed as part of the overall 2023 General Valuation in accordance with the VGV's 2023 Valuation Best Practice Guidelines.

2. DISCUSSION / ISSUE

2.1 Rateable Property – 2023 General Valuation

There are 53,067 rateable assessments (inclusive of the 16 recreational land assessments) in the 2023 return, compared to 52,802 for the 2022 general valuation return, an increase of 265 property assessments, or 0.5%, over 2022. This figure has been primarily influenced by the completion of residential apartments, townhouse and separate dwelling completions in the municipality.

Summary total valuations of all rateable properties are as follows:

Site Value	\$46,134,025,000
Capital Improved Value	\$66,672,167,500
Net Annual Value	\$3,354,026,150

2.2 The movement in CIV's over the one year period for:

2.2.1 **All rateable properties** amounts to an average decrease of 1.2%;

2.2.2 **Residential properties** reflected an average decrease in CIV of 1.7%;

2.2.3 **Commercial properties** increased on average by 6.1%;

2.2.4 **Industrial properties** whilst small in number at 77 property assessments reflected an average increase of 42.0%.

Sector	Site Value (SV)	Capital Improved Value (CIV)
Residential	-6.0%	-1.7%
Commercial	5.3%	6.1%
Industrial	40.8%	42.0%
Total Rateable Property	-5.6%	- 1.2%

2.3 The decrease in the CIV for all rateable properties is seen as a reflection of the uncertain property market conditions from the latter part of 2022 with high inflation and aggressive cash rate increases being delivered by the Reserve Bank of Australia in an attempt to dampen inflation up to the relevant date for the 2023 General Valuation of 1 January 2023. This has impacted the residential sector the hardest.

2.4 The following table highlights the assessed values for the key sectors:

Type of Rateable Property – 2023 General Valuation				
	Number	SV\$	NAV\$	CIV\$
Residential/Rural	51,174	44,511,377,500	3,104,753,375	62,095,002,500
Commercial	1,816	1,501,552,500	240,449,275	4,419,760,000
Industrial	77	121,095,000	8,823,500	157,405,000
Total	53,067	46,134,025,000	3,354,026,150	66,672,167,500

2.5 The above figures include 16 properties classified as Recreational Land, pursuant to the Cultural and Recreational Lands Act 1963. The CIV\$ for Recreational Land is \$ 49,445,000. Whilst those properties are rateable, their uses for outdoor sporting and/or recreational activities qualify them for a Charge in Lieu of Rates.

2.6 Non-Rateable Leviable Properties

There are a total of 460 non-rateable leviable properties having a total valuation as follows:

Summary of Non-Rateable Leviable Property – 2023 General Valuation				
	Number	SV\$	NAV\$	CIV\$
Non-Rateable Leviable	460	\$770,525,000	\$47,926,850	\$926,300,000

3. COUNCIL PLAN / STRATEGY

3.1 It is a requirement of Section 13DC(5) of the Valuation of Land Act 1960 that any general valuation must be returned to Council before 30 June immediately following the last such valuation.

3.2 As it forms the basis for Council rates, it must necessarily be returned no later than when the budget is adopted subject to receiving certification by the VGV.

4. IMPACTS AND IMPLICATIONS

4.1 The effect of the general valuation is to adjust the apportionment of rates across all rateable properties on this, the first of the centralised annual valuations under the authority of the VGV.

4.2 Whilst this assists in the equitable distribution of rates liability on the basis of property values, it also results in the rates for individual properties moving by varying amounts depending on shifts in values throughout the municipality.

5. IMPLEMENTATION

5.1 Finance / Resource Implications

5.1.1 This General Valuation will be the basis for rating within Manningham for the next one year, and for the purposes of the Fire Services Property Levy, and for the assessment of Land Tax by the State Revenue Office.

5.1.2 All valuations were carried out under the authority of the VGV by independent valuers appointed by the VGV.

5.2 Communication and Engagement

5.2.1 The outcome of the 2023 General Valuation will be communicated to ratepayers via a brochure insert with the 2023/24 Valuation and Rates Notice.

5.2.2 Council's Communications Unit will also provide relevant information to the public prior to the issue of Valuation and Rates Notices.

5.3 Timelines

5.3.1 Information will be distributed to ratepayers, advising that all valuations have been reviewed as at 1 January 2023 and, if they believe the valuations may be incorrect, that they should direct their concerns to the VGV.

5.3.2 The objection process is outlined on Council's web site, in the annual rates brochure, and on Valuation and Rates Notices, and, when ratepayers call to query aspects of their rates or valuations, they can be advised of their rights to direct their queries to the VGV.

6. DECLARATIONS OF CONFLICT OF INTEREST

No officers involved in the preparation of this report have any general or material conflict of interest in this matter.



Department
of Transport
and Planning

Valuer-General Reference: MA23.04.5

Valuer-General Victoria
Level 38, 2 Lonsdale Street
Melbourne Victoria 3000
GPO Box 527
Melbourne Victoria 3001
Telephone: 03 8508 2231
www.dtp.vic.gov.au
DX 250639

Mr Andrew Day
Chief Executive Officer
Manningham City Council
PO Box 1
DONCASTER VIC 3108

Dear Mr Day,

Re: 2023 General Valuation – Certification recommended to the Minister

Please be advised the 2023 General Valuation for the Manningham City Council is finalised and attached is the Form 2 summarising the valuation totals. It is recommended that council review the valuation totals of the Form 2 document and reconcile with the preliminary valuation figures used for rate budgeting purposes.

Auditing throughout the valuation cycle has shown that the general valuation of all rateable land and non rateable leviable land in the Manningham City Council has been made in accordance with the 2023 Valuation Best Practice Specification Guidelines.

In accordance with Section 7AD of the Valuation of Land Act 1960 (the Act), I certify the General Valuation to be generally true and correct.

I will be reporting to the Minister that the 2023 General Valuation of your municipality is generally true and correct with respect to each of the bases of value.

Once the Minister has made a declaration under Section 7AF of the Act that the valuation is suitable to be adopted and used for the purposes of any rating authority allowed to use the valuation, a copy of the declaration will be forwarded to your municipality.

Should you have any questions, please contact

Yours faithfully

A handwritten signature in blue ink, appearing to read "Robert Marsh".

ROBERT MARSH
Valuer-General
5/05/2023

J:\vg\rav\reval2023\Municipalities\Manningham\GTC

PROTECTED



14.2 Recreational Lands - Charges in Lieu of Rates 2023-24

File Number: IN23/333
 Responsible Director: Chief Executive Officer
 Attachments: Nil

EXECUTIVE SUMMARY

Properties classified as Recreational Land under the Cultural and Recreational Lands Act 1963 (the C&RL Act) must be levied a charge in lieu of rates that is determined in accordance with the C&RL Act.

As a new general valuation for 2023 has been returned to Council (based on the centralised annual valuation as determined by the Valuer-General of Victoria as the valuation authority), it is appropriate to review the charges for each classified property.

COUNCIL RESOLUTION

MOVED: CR STEPHEN MAYNE
SECONDED: CR ANNA CHEN

That Council:

- A. Declares the following properties to be Recreational Lands under the provisions of the Cultural and Recreational Lands Act 1963, and, in consideration of the services provided by Council to the Recreational Lands and of the benefit to the community derived from such Recreational Lands:**

Property No.	Club	Address	Charges in Lieu of Rates for 2023/24
731907	Bulleen Tennis Club	284 Thompsons Road, Lower Templestowe	Nil
725769	Currawong Tennis Club	25 Springvale Road, Donvale	Nil
43688	Doncaster Bowling Club	Rear 699 Doncaster Road, Doncaster	Nil
725751	Doncaster Hockey Club	7 Springvale Road, Donvale	Nil
503032	Doncaster Tennis Club	802-804 Doncaster Road, Doncaster	Nil
725760	Donvale Bowls Club	11 Springvale Road, Donvale	Nil
731952	Donvale Tennis Club	36 Mitcham Road, Donvale	Nil
38902	Greythorn Bowling Club	7 Gregory Court, Bulleen	Nil
732474	Park Orchards Tennis Club	568 Park Road, Park Orchards	Nil

732438	Serpell Tennis Club	7A Burleigh Drive, Templestowe	Nil
732447	South Warrandyte Tennis Club	64 Croydon Road, Warrandyte South	Nil
255770	Templestowe Bowling Club	1-3 Swilk Street, Templestowe	Nil
732429	Templestowe Park Tennis Club	94 Porter Street, Templestowe	Nil
10108	Veneto Club	191 Bulleen Road, Bulleen	\$16,526
732456	Warrandyte Tennis Club	12 Taroona Avenue, Warrandyte	Nil
732465	Wonga Park Tennis Club	6 Old Yarra Road, Wonga Park	Nil
		Total 2023/24	\$16,526

B. Receives and adopts Charges in Lieu of Rates for 2023/24.

CARRIED UNANIMOUSLY

2. BACKGROUND

- 2.1 The Cultural and Recreational Lands Act 1963 (“the Act”) enables Council to provide financial support to rateable properties that are used for out-door sporting, recreational or cultural purposes and vested in, or operated by, not-for-profit organisations.
- 2.2 That support is facilitated by section 4(1) of the Act, which allows Council to set a charge in lieu of rates that Council thinks reasonable having regard to:
- the services provided by Council in relation to such lands, and
 - having regard to the benefit to the community derived from such recreational lands.
- 2.3 The Act requires that Council sets charges in lieu of rates having regard to the services it provides to the recreational lands and the community benefit to the community derived from the recreational lands.
- 2.4 Services provided by Council have been considered under three categories, namely:
- facilities provided by Council;
 - services to the community at large that the Club partakes; and
 - services specifically provided to the Incorporated Club.
- 2.5 In relation to facilities provided by Council on Council land, such as playing surfaces, club houses, car parks and the like, these are part of Council’s obligation to provide opportunities for the ratepayers to participate in recreational activities. These assets always remain the property of Council and, as such, the provision of such facilities is a community benefit and not a benefit specific to the incorporated body engaged to manage and operate the facilities on Council’s behalf.

- 2.6 All of the recreational lands in Manningham are operated on a not-for-profit basis, where access to the recreation facilities is through membership rights and fees or charges. The only facilities which are generally open to non-members are those available to guests at gaming and dining facilities at the Veneto Club and Yarra Valley Country Club.
- 2.7 The 2023 review confirmed that there was a reduction in Recreational Lands from those identified in the 2022 review. The Yarra Valley Country Club has ceased to operate and is now classified as a Residential Development Site, and the Cultural & Recreational Land rate status has been removed.

3. DISCUSSION

Recreation Lands, Minor and Major Clubs

- 3.1 For the previous General Valuation in 2022, it was determined by Council that:
 - a) the benefit to the community from **the listed Minor Clubs** was considered greater than the cost of services by Council, and
 - b) the level of volunteers offsets the cost to Council and the benefit of volunteers is a saving to Council in the provision of services.

Therefore, the Charges in Lieu of Rates was set at \$0 for all Minor Clubs. This approach is again supported for the 2023 review.

- 3.2 There are 16 properties considered to be Recreational Lands within the municipality, being

Minor Clubs:

- Tennis Clubs (10);
- Bowls Clubs (4); and
- Hockey Clubs (1).

Major Clubs:

- Veneto Social Club.

- 3.3 In relation to the Major Clubs, the following table provides an outline of the historical Charges in Lieu of Rates from 2019/20 and that proposed for 2023/24.

Charges in Lieu of Rates General Rate increase	2019/20	2020/21	2021/22	2022/23 (Current)	2023/24 (Proposed)
	+2.5%	+2.0%	+1.5%	+1.75%	+3.50%
Veneto Club	\$15,158	\$15,461	\$15,693	\$15,967	\$16,526 +3.50%

- 3.4 Therefore, it is recommended that the Charges in Lieu of Rates for the Veneto Club be set at:

Veneto Club - \$16,526

- 3.5 In considering the net benefit to the community, it is appropriate to consider the value of volunteer services. In the minor clubs (tennis, bowls and hockey), where there is a high level of volunteerism, the “free input” of volunteerism creates a net value, or benefit, to the user equivalent to the value of the volunteer labour. The value of volunteerism is, therefore, considered as a net benefit to the community.
- 3.6 The area occupied by the Veneto Club is on extensive private land. Despite the community benefit of the open space being restricted since a person has to be a member of the Club, or an invited guest, to gain access to the open space area, the presence of open space adds to the amenity of the area and has an environmental benefit, and as such has been considered in assessing the charge in lieu of rates for the club.
- 3.7 In the case of the Veneto Club (5.2 hectares) this land is such that the area has severe development restrictions and will most likely remain open space. The land’s classification as Recreational Land is not a determining factor, because, if it ceased to be Recreational Land, it would most likely continue to be open space.
- 3.8 Council is required by the Act to apply charges in lieu of rates that it “thinks reasonable”. Having regard to the similar nature of minor clubs that provide tennis, bowls and hockey, it is reasonable that these clubs be treated similarly since they all have similar operations, level of volunteerism, provide membership-based services and do not occupy large areas of open space.
- 3.9 On balance and having regard to the level of direct services provided to Minor Clubs, and their net contributions to the community, it has been concluded that the net benefits to the community attributable to the value of volunteer services exceeds the consumption of direct and indirect Council services, and that it is, therefore, reasonable that their charges in lieu of rates be \$0.
- 3.10 The land occupied by the Veneto Club is not dependant on its classification as Recreational Land to remain open space. Whilst they do not operate facilities on behalf of Council, and the size and scale of the operations enable them to employ staff, and meet expenses normally associated with commercial operations, the comments in sections 3.6 and 3.7 herein are relevant to the assessment under the Act.
- 3.11 The 2023 review, therefore, concludes that the Veneto Club should continue to have charges in the order of those levied for the past years and it is proposed that the charges in lieu of rates be set at \$16,526 for 2023/24.

Summary Charges in Lieu of Rates for 2023/24

Property No.	Club	Address	Charges in Lieu of Rates for 2023/24
731907	Bulleen Tennis Club	284 Thompsons Road, Lower Templestowe	Nil
725769	Currawong Tennis Club	25 Springvale Road, Donvale	Nil
43688	Doncaster Bowling Club	Rear 699 Doncaster Road, Doncaster	Nil
725751	Doncaster Hockey Club	7 Springvale Road, Donvale	Nil
503032	Doncaster Tennis Club	802-804 Doncaster Road, Doncaster	Nil
725760	Donvale Bowls Club	11 Springvale Road, Donvale	Nil
731952	Donvale Tennis Club	36 Mitcham Road, Donvale	Nil
38902	Greythorn Bowling Club	7 Gregory Court, Bulleen	Nil
732474	Park Orchards Tennis Club	568 Park Road, Park Orchards	Nil
732438	Serpell Tennis Club	7A Burleigh Drive, Templestowe	Nil
732447	South Warrandyte Tennis Club	64 Croydon Road, Warrandyte South	Nil
255770	Templestowe Bowling Club	1-3 Swilk Street, Templestowe	Nil
732429	Templestowe Park Tennis Club	94 Porter Street, Templestowe	Nil
10108	Veneto Club	191 Bulleen Road, Bulleen	\$16,526
732456	Warrandyte Tennis Club	12 Taroona Avenue, Warrandyte	Nil
732465	Wonga Park Tennis Club	6 Old Yarra Road, Wonga Park	Nil
		Total 2023/24	\$16,526

4. COUNCIL PLAN / STRATEGY

- 4.1 It is proposed that the seventeen properties classified as Recreational Lands under the Act be charged a total of \$16,526 in 2023/24 as part of Council's Budget.

5. IMPACTS AND IMPLICATIONS

- 5.1 Those Clubs occupying land deemed to be Recreational Land will receive annual Rate Notices that will disclose charges in lieu of rates.
- 5.2 They will also be advised that the Act provides that, when such properties cease to be Recreational Lands, they will be liable for back-rates for up to ten years based on the value of the property at the time it ceases to be classified. This only applies to land in private ownership.

6. IMPLEMENTATION**6.1 Finance / Resource Implications**

As per the Council Budget for 2023/24, it is proposed that the sixteen properties classified as Recreational Lands under the Act be charged a total of \$16,526 in 2023/24.

6.2 Communication and Engagement

The outcome of Council's determination will be advised to the Clubs, together with their property classifications and the basis for proposed charges in lieu of rates for 2023/24.

6.3 Timelines

To be effected as part of the proposed charges in lieu of rates for the coming financial year.

7. DECLARATIONS OF CONFLICT OF INTEREST

No officers involved in the preparation of this report have any general or material conflict of interest in this matter.

14.3 10 Year Financial Plan 2023/24 to 2032/33

File Number: IN23/361
Responsible Director: Chief Executive Officer
Attachments: 1 10-Year Financial Plan 2023/24 to 2032/33 [↓](#)

EXECUTIVE SUMMARY

The Local Government Act 2020 (the Act) requires Council to prepare and adopt a 10 year financial plan by 31 October following each Council election (Section 91).

Council adopted the 10 Year Financial Plan 2021/22 to 2030/31 at the Council Meeting on 24 August 2021 following the November 2020 Council election.

The adopted 10 Year Financial Plan has since been updated annually to reflect current forecasts and assumptions and aligns with the 2023/24 Budget.

The attached 10 Year Financial Plan 2023/24 to 2032/33 has been prepared for Council adoption following extensive community engagement.

The document was endorsed 'in-principle' by Council at the Council Meeting on 30 May 2023. Following the May 2023 Council Meeting, and in addition to the extensive community engagement leading up to the development of the document, the proposed 10 Year Financial Plan 2023/24 to 2032/33 was available on Council's website. Hard copies were available at the Civic Centre and Council's libraries for public feedback and comments during May and June 2023.

Three public submissions were received on the proposed 2023/24 Budget and proposed 10 Year Financial Plan. One of the submitters requested to speak to their submission at the Public Submissions Hearing. Council would like to acknowledge all submitters and other interested parties for their contribution to improving community outcomes arising from the budget process.

There have been some changes to the final 2023/24 budget and 10 Year Financial Plan documents. The key changes include:

- *The recent announcement by the State Government of an increase from 1 July 2023 in the Workcover levy average premium rate to 1.8%. This will impact Council by \$480k next year and \$5.4 million over the next 10 years.*
- *The Victorian Local Government Grants Commission Financial Assistance Grants budget for 2023/24 was increased by \$163k due to recent advice of our indicative allocations (higher than anticipated). This equates to an additional \$1.8 million over the next 10 years. Also, of note is that the 2022/23 forecast was increased by \$1.2 million to reflect the announcement that 75% of the 2023/24 allocation will be brought forward and paid by 30 June 2023.*
- *Interest income has been increased by a further \$800k next year to be \$3.20 million for 2023/24 due to increasing interest rates on Council's investments. Interest rates are influenced by the Reserve Bank of Australia's cash rate which has increased significantly by 4.0% since May 2022. The cash rate is now 4.10%.*

- *The 2023/24 Statutory Fees and Charges have now been included in our Fees & Charges Schedule following on from the recent release of updated Fee and Penalty Units for 2023/24 by the State Government.*

The 10 Year Financial Plan 2023/24 to 2032/33 (Attachment 1) is presented for adoption.

COUNCIL RESOLUTION

MOVED: CR CARLI LANGE
SECONDED: CR GEOFF GOUGH

That Council adopt the 10 Year Financial Plan 2023/24 to 2032/33 as detailed in Attachment 1 to this report.

CARRIED UNANIMOUSLY

2. BACKGROUND

- 2.1 The Proposed 10 Year Financial Plan 2023/24 to 2032/33 has been prepared in accordance with the Local Government Act 2020 and is included as an attachment.
- 2.2 The document forms part of the new Integrated Strategic Planning and Reporting Framework and must be prepared in accordance with the strategic planning principles outlined in Section 89 of the Act and the financial management principles in Section 101 of the Act.
- 2.3 The strategic planning principles in section 89 include the following requirements:
- An integrated approach to planning, monitoring and performance reporting;
 - The Community Vision must be addressed;
 - Resources needed for effective implementation must be taken into account;
 - Risks to effective implementation must be identified and addressed; and
 - Ongoing monitoring of progress and regular reviews to identify and address changing circumstances.
- 2.4 The financial management principles in section 101 of the Act requires that Council's finances are managed in accordance with Council's financial policies and strategic plans, that financial risks must be monitored and managed prudently having regard to economic circumstances and that financial policies and strategic plans must seek to provide stability.
- 2.5 The 10 Year Financial Plan 2023/24 to 2032/33 has been developed in line with the Local Government Victoria Model Financial Plan as required by the Local Government Act 2020.
- 2.6 The 10 Year Financial Plan has been prepared based on significant feedback and input to date during this current Council term:
- A community survey in late 2020 on the community's priorities which highlighted the importance of good governance and ongoing financial sustainability;

- A Community Panel in March 2021 that provided significant input into the development of the 10 Year Financial Plan;
- Online consultation periods during 2021 and most recently in November 2022 to January 2023 on “Your Say Manningham” inviting the community to provide Council with their ideas and input into budget development which helped guide this Plan;
- A rigorous development and review process involving Councillors and Council officers; and
- The proposed 10 Year Financial Plan 2023/24 to 2032/33 was placed on public display during May and June 2023. The public display included copies of the Plan being made available on the YourSay Manningham website inviting public feedback and comment. Hard copies of the Plan were made available at the Civic Centre and public libraries.

3. DISCUSSION / ISSUE

- 3.1 The 10 Year Financial Plan has been prepared with reference to the current adopted four year Council Plan 2021-2025 and the Community Vision which were developed following extensive deliberative community engagement.
- 3.2 Council's financial planning is aimed at creating a financially sustainable organisation to enable Council to continue to provide high quality services and infrastructure for the community in the medium and long term.
- 3.3 Council's 10 Year Financial Plan is based on the following principles:
- Financially sustainable Council - improving financial sustainability to enable Council to respond to financial challenges now and into the future.
 - Live within our means - do not spend more than we have or which will diminish Council's long term financial sustainability.
 - Prioritised funding - align resources to Council Plan priorities and fund projects based on demonstrated need.
 - Financially sustainable operating surpluses over the life of the long term financial plan to assist in funding Council's extensive capital works program with a minimum of 33% of rate funds applied to the capital works program
 - Priority to funding capital renewal before investing in new or expanded assets
 - Consistent funding for technology and innovation.
 - An annual allocation of 50% of the underlying surplus to Council's Strategic Fund to create capacity for major community infrastructure projects and strategic property acquisition and development opportunities. This fund provides long term community benefit and will enable Council to reduce the reliance on rate income by creating opportunities for other revenue streams to ensure long term financial sustainability.
- 3.4 Council has continued to focus on a targeted reduction in operating costs and will continue to focus on efficiencies, cost savings and alternative revenue sources to ensure ongoing financial sustainability.
- 3.5 It should be noted that this Plan adheres to the projected State Government annual rate cap. It is not proposed to seek a variation for a higher rate increase beyond the rate cap.

Key highlights of the 10 Year Financial Plan

3.6 Key highlights include:

- Provides the long term financial resourcing for the future to build a better Manningham
- Provision of funding to deliver on a range of key strategies and initiatives such as sustainability, the environment, waste management, asset management, flood modelling, and water management
- We will deliver on our Climate Emergency Action Plan to reduce the impacts of climate change. We have allocated \$13 million in our capital works program over the next four years for Circular Economy (Sustainability) initiatives
- We will introduce waste management initiatives such as the introduction of the Food Organics Garden Organics (FOGO) service to reduce the amount of waste going to landfill
- A commitment of \$1.62 billion of operational expenditure over 10 years (an average of \$162 million per annum) to deliver more than 100 services for our community
- The delivery of a 10 year Capital Works Program of \$549 million (an average of \$55 million per annum) to maintain and enhance Council's \$2.5 billion of community assets. This program focuses on core infrastructure such as footpaths, drainage, roads and open space and will enhance the liveability and amenity of our municipality
- A significant allocation of funding has been allocated to our Capital Works Program for major projects including the construction of major community and recreational facilities. These projects will be funded primarily from Council's Strategic Fund
- The Capital Works Program is in addition to the \$224 million over 10 years (an average of \$22 million per annum) to maintain our important community infrastructure included in our operating budget
- Average forecast general rate increases in line with the State Government's rate cap / forecast CPI
- Despite the challenging economic environment, we have continued to focus on ongoing financial sustainability through innovation and efficiencies, containment of expenditure at less than inflation. We are also seeking alternative sources of income to reduce the dependence on rate income such as ensuring that we strategically unlock the potential of our assets to enhance our financial sustainability.

Key Financial Indicators

- 3.7 The Local Government Performance and Reporting Framework details a range of financial indicators, a summary of which is detailed below. The indicators show positive or stable trends which will contribute to an improvement in the long term financial sustainability of Council.

Indicator	Measure	Forecast											Trend
		Actual 2022/23	2023/24	2024/25	2025/26	2026/27	2027/28	2028/29	2029/30	2030/31	2031/32	2032/33	
Operating position													
Adjusted underlying result	Adjusted underlying surplus (deficit) / Adjusted underlying revenue	1.9%	1.9%	3.3%	3.5%	4.2%	5.3%	4.7%	5.4%	5.5%	5.9%	6.4%	+
Liquidity													
Working Capital	Current assets / current liabilities	203.8%	181.8%	182.4%	173.6%	167.4%	152.1%	124.8%	131.2%	137.9%	149.8%	163.8%	o
Unrestricted cash	Unrestricted cash / current liabilities	-34.4%	61.5%	60.6%	52.9%	58.5%	45.6%	20.8%	26.0%	32.8%	52.7%	74.0%	+
Obligations													
Loans and borrowings	Interest bearing loans and borrowings / rate revenue	-	-	-	-	-	-	-	-	-	-	-	o
Loans and borrowings	Interest and principal repayments on interest bearing loans and borrowings / rate revenue	-	-	-	-	-	-	-	-	-	-	-	o
Indebtedness	Non-current liabilities / own source revenue	2.3%	1.9%	1.7%	1.5%	1.3%	1.1%	1.0%	0.8%	0.7%	0.6%	0.6%	+
Asset renewal	Asset renewal and upgrade expense / Asset depreciation	124.5%	127.0%	111.4%	131.7%	109.2%	141.0%	136.1%	101.2%	103.0%	104.3%	101.2%	o
Stability													
Rates concentration	Rate revenue / adjusted underlying revenue	79.9%	81.6%	83.5%	83.6%	83.8%	83.9%	84.0%	84.0%	84.1%	84.0%	84.0%	o
Rates effort	Rate revenue / CIV of rateable properties in the municipality	0.2%	0.2%	0.2%	0.2%	0.2%	0.2%	0.2%	0.2%	0.2%	0.2%	0.2%	o
Efficiency													
Expenditure level	Total expenses / no. of property assessments	\$2,719	\$2,770	\$2,740	\$2,797	\$2,853	\$2,855	\$2,914	\$2,961	\$3,025	\$3,087	\$3,146	+
Revenue level	General rates and municipal charges / no. of property assessments	\$1,881	\$1,962	\$2,017	\$2,064	\$2,125	\$2,151	\$2,186	\$2,241	\$2,297	\$2,354	\$2,413	+
Other indicators (VAGO)													
Self-Financing	Net operating cash flows / Net capital expenditure	94.0%	79.7%	101.7%	93.0%	98.6%	91.5%	81.2%	109.7%	111.4%	118.9%	122.2%	+
Capital Replacement	Capital expenditure / Depreciation	1.98	1.91	1.56	1.87	1.57	2.06	2.02	1.44	1.35	1.29	1.26	-

Key to Forecast Trend:

- + Forecasts improvement in Council's financial performance/financial position indicator
- o Forecasts that Council's financial performance/financial position indicator will be steady
- Forecasts deterioration in Council's financial performance/financial position indicator

4. COUNCIL PLAN / STRATEGY

4.1 The 10 Year Financial Plan 2023/24 to 2032/33 has been prepared with reference to the current adopted four year Council Plan 2021-2025 and the Community Vision which were developed following extensive deliberative community engagement.

5. IMPLEMENTATION

5.1 Finance / Resource Implications

5.1.1 The 10 Year Financial Plan 2023/24 to 2032/33 has been prepared in alignment with the community's priorities and the Council Plan.

5.1.2 The 10 Year Financial Plan ensures that Council remains financially sustainable in the long term, and has the capability to continue to provide relevant and cost effective services and infrastructure for our community following the introduction of a rate cap by the State Government.

5.1.3 The Key Financial Indicators project Council to continue to be in a sound financial position over the ten year period.

5.2 Communication and Engagement

5.2.1 The 10 Year Financial Plan 2023/24 to 2032/33 has been prepared based on significant feedback and input to date including:

- A community survey in late 2020 on the community's priorities which highlighted the importance of good governance and ongoing financial sustainability;
- A Community Panel in March 2021 that provided significant input into the development of the 10 Year Financial Plan;

- Online consultation periods during 2021 and most recently in November 2022 to January 2023 on “Your Say Manningham” inviting the community to provide Council with their ideas and input into budget development which helped guide this Plan;
- Public display of the proposed 10 Year Financial Plan during May and June 2023, inviting the community to provide comments; and
- A rigorous development and review process involving Councillors and Council officers.

5.2.2 The Community Panel provided invaluable input on a range of financial considerations. For example in terms of revenue and funding sources, the Community Panel recommended the following:

- Asset sales – Council to prioritise renewal of assets, rather than selling assets to fund major projects;
- Cost recovery – full user pays for commercial, but not for community use;
- Council to provide a subsidy for community/not-for-profit or where benefit for whole community can be demonstrated;
- Loan borrowings – Council to consider loan borrowings only if specific criteria are met (e.g. low interest rates, positive financial return, major community infrastructure);
- Charge rental income for tenants – full charge for commercial tenants, subsidised for other tenants;
- Government grants – seek grants and advocate to other levels of government for funding; and
- Commercial or not-for profit co-contribution partnership – Council to consider this where alignment can be demonstrated with community values.

5.2.3 The proposed document was placed on public display during May and June 2023 on Council’s website and hard copies were available at the Civic Centre and libraries. Council encouraged community input and comments including via the ‘Your Say Manningham’ website where the document could also be viewed.

5.2.4 There were three submissions / comments received from the community during the public display period in May and June 2023. The submissions / comments related to:

Submitter 1:

Bulleen Templestowe Basketball Club ("Bulleen Boomers") have requested that funds be included in the budget for air conditioning at Council's Sheahan's Road, Bulleen stadium.

The club asked to present their submission at the Public Submissions Hearing.

Officer comment:

In response to the submission, Council has now allocated \$100k in the 2023/24 Capital Works Program for the installation of air conditioning at the Sheahan's Road, Bulleen basketball stadium.

Submitter 2:

Suggested that the \$4.0 million 2023/24 budget for road resurfacing was “a little light on given the current condition of many of our main roads”.

Officer comment:

Council has spent a significant amount of funding resurfacing our local roads over the past few years. The resurfacing funding is being used to renew our local road network and we have used road condition survey data and our Asset Management Plan to determine an appropriate funding model. Arterial (main) roads are the responsibility of the State Government to fund and we have been advocating strongly to the State for improvements to these roads.

Submitter 3:

Expressed concerns with a range of matters including staff costs, “waste of money” on footpath construction, and “overdevelopment” with high rise apartment buildings. Requested that “a local council should only be concerned with fair Rates, Roads upkeep and Rubbish collection”.

Officer comment:

The provision of footpaths along one side of our local roads is a priority for Council with additional money being allocated in the budget for new paths.

For arterial roads like Blackburn Road it is considered essential to provide footpaths that link the residential areas to community facilities like reserves, shops, churches and bus stops. The provision of a footpath on one side of an arterial road only is not considered reasonable as it may require pedestrians to have to cross the road regularly without the aid of traffic signals to access these facilities. Concrete is being used for new footpaths as it has a life expectancy of over 80 years and needs far less maintenance or renewal than alternatives such as asphalt or gravel.

5.3 Timelines

The 10 Year Financial Plan 2023/24 to 2032/33 is presented to Council for adoption.

6. DECLARATIONS OF CONFLICT OF INTEREST

No officers involved in the preparation of this report have any general or material conflict of interest in this matter.

10-Year Financial Plan 2023/24 to 2032/33

Manningham Council

Manningham Council
10-Year Financial Plan 2023/24 to 2032/33

1. Legislative Requirements and Purpose	4
Purpose of the 10-Year Financial Plan	4
Link between the 10-Year Financial Plan and Council's Planning Framework	4
Community Engagement Principles	5
Objectives of the 10-Year Financial Plan	7
Financial Management Principles of the 10-Year Financial Plan	7
Gender Equality	8
Acknowledgement of Country	8
2. Financial Plan Context	9
Forecast Financial Position	9
The Financial Challenge	11
Financial Policy Statements	12
Income and Expenditure Assumptions	13
CPI forecasts	13
Income Assumptions	13
Rates and Waste Service Charges	13
Waste service charge	14
Grants	15
User Fees and Charges	15
Interest Income	16
Developer Income	16
Sale of assets	16
Expenditure Assumptions	17
Employee Costs	17
Materials, services and contracts	17
Utility Costs	17
Depreciation & amortisation	17
Community grants and contributions	18
Other expenses	18
Balance Sheet Assumptions	19
Sustainable Working Capital	19
Cash backed Reserves and Uncommitted Cash	19
Capital Program	21
3. Key Financial Performance Indicators	23
Key Performance Indicator Achievement	24

Manningham Council
10-Year Financial Plan 2023/24 to 2032/33

4. Other Strategies and Principles..... 25
 Loan Borrowing Strategy and Principles 25
 Current and projected loan borrowings position..... 25
 Reserves and other restricted cash Strategy and Principles 26
5. Financial Plan Statements..... 27

Manningham Council
10-Year Financial Plan 2023/24 to 2032/33

1. Legislative Requirements and Purpose

Purpose of the 10-Year Financial Plan

The Local Government Act 2020 requires each council to prepare a Financial Plan covering a minimum period of 10 years following each Council election.

Council's 10-Year Financial Plan provides the financial management framework (or business rules) upon which sound financial decisions are made.

The 10-Year Financial Plan (the Plan) covers the period 2023/24 to 2032/33. The Plan is a decision making tool and is not intended to be a document that specifically indicates what services/proposals funds should be allocated; rather it identifies Council's current and projected financial capacity to continue delivering high quality services, facilities and infrastructure, whilst living within our means.

This document outlines the key performance indicators, key assumptions and an overview of each key element of the Plan. Each year the 10-Year Financial is reviewed and updated to reflect the current circumstances of Council.

The Plan effectively takes the assumptions and budget parameters that have been applied to the 2023/24 budget (which covers a four year period) and extends these out into years 5-10 to give a longer term view of Council's financial viability and outcomes.

Link between the 10-Year Financial Plan and Council's Planning Framework

The purpose of the 10-Year Financial Plan is to ensure the ongoing financial sustainability of Council and to provide appropriate levels of resourcing to meet Council's future needs in providing services and facilities to the community based on the goals and aspirations of the Council Plan and to achieve the Community Vision.

The Community Vision is that 'Manningham is a peaceful, inclusive and safe community. We celebrate life with its diverse culture, wildlife and natural environment. We are resilient and value sustainable and healthy living, a sense of belonging, and respect for one another'.

The 10-Year Financial Plan also aligns with Our Mission that 'we are a financially sustainable Council that listens, consults and acts with integrity, value and transparency'.

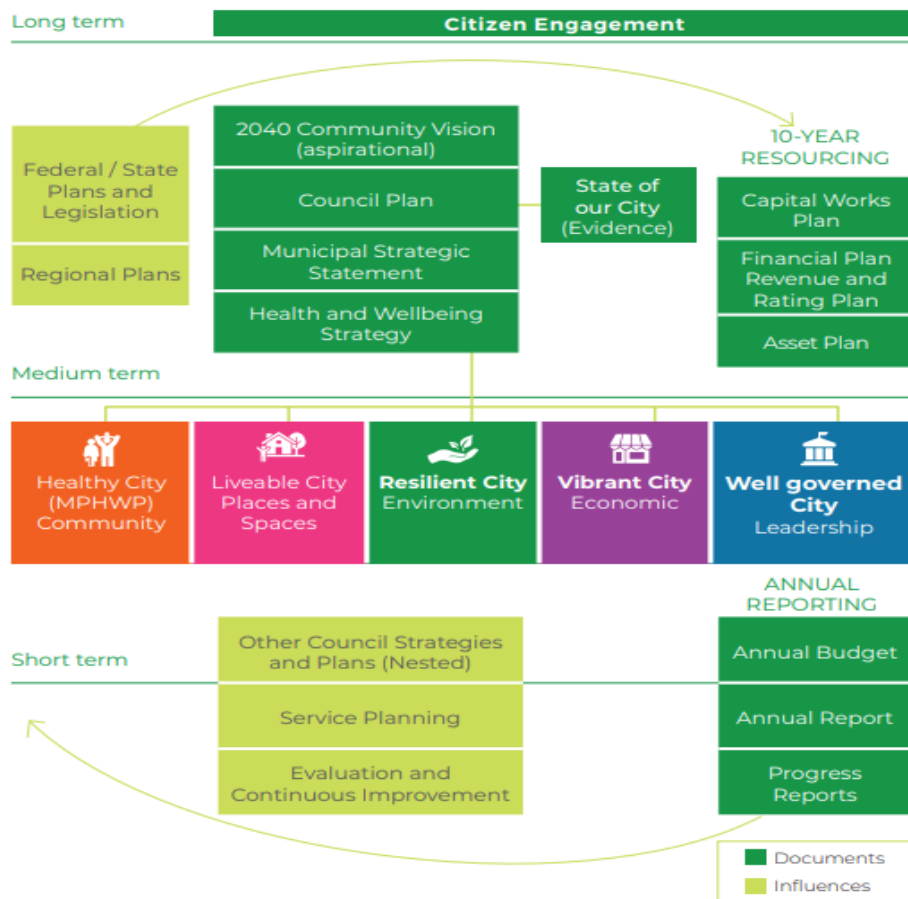
The diagram below describes how the Financial Plan links to the achievement of the Community Vision and the Council Plan within the Integrated Planning framework. This framework guides Council in identifying community needs and aspirations over the long term (Community Vision), medium term (Council Plan) and short term (Annual Budget) and then holding itself accountable (Annual Report).

The 10-Year Financial Plan is a rolling plan where the forecasts and assumptions are updated each year to ensure it is based on the most up to date information available to reflect current and predicted circumstances.

Council's 2023/24 Budget aligns with the 10-Year Financial Plan.

Manningham Council
10-Year Financial Plan 2023/24 to 2032/33

The 10-Year Financial Plan fits into Council's overall Integrated Planning Framework as outlined below:



Community Engagement Principles

During 2020/21 Council undertook Deliberative Community Engagement processes to assist in developing several key Council documents including the Vision, Council Plan and 10-Year Financial Plan.

Community Survey

A Community Survey was undertaken in late 2020 and told us that our community places high importance on having a **well-governed Council that spends its money wisely** in the areas that matter most to the community.

Our community also expressed their need for Council to **be financially sustainable and spend within its budget, and to ensure we provide value for money for ratepayers**. This means spending money on essential services and infrastructure projects that deliver the most benefit to the community.

We must also consider other priorities or initiatives that are valued by our community, and **balance several priority areas while ensuring that Council remains financially sustainable**.

Manningham Council
10-Year Financial Plan 2023/24 to 2032/33

Community Panel

A Community Panel was formed representing a cross-section of the Manningham community. Over 40 community members actively engaged in the Community Panel over four sessions in March 2021.

The Community Panel provided important feedback and input for Council in the development of this 10-Year Financial Plan. The Community Panel emphasised the importance of being a well-governed Council that is financially sustainable. The Community Panel also provided input on several revenue and funding strategies that helped shape the Financial Plan and also Council's Budget and Revenue and Rating Plan.

Some of the key feedback provided by the Community Panel on revenue and funding strategies to assist in ensuring ongoing financial sustainability are included in the table below.

Table 1: Feedback from the Community Panel on financially sustainable revenue and funding strategies

FUNDING STRATEGY	FEEDBACK
Government grants	Seek grants and advocate to other levels of government for funding
User Fees and Charges	Full user pays for commercial, but not for community use (Council to provide a subsidy or part-subsidy for community/not-for-profit or where benefit for the whole community can be demonstrated)
Commercial or not-for profit co-contributions / Partnerships for funding community infrastructure	Council to consider this where alignment can be demonstrated with community values
Charge rental income for tenants	Full charge for commercial tenants, subsidised for other tenants
Loan Borrowings	Council to consider loan borrowings as a source of funding if specific criteria are met (e.g. low interest rates, positive financial return, for major community infrastructure)
Asset Sales	Council to prioritise renewal of assets, rather than selling assets to fund major projects

Online community consultation via "Your Say Manningham"

Council recently conducted an online consultation process on the Your Say Manningham webpage inviting our community to give us their ideas and priority areas for funding. This was conducted during November 2022 to January 2023 and over 200 responses helped inform the development of the 10-Year Financial Plan.

Public Display

In addition to the above input from our community over the last year, the proposed 10-Year Financial Plan 2023/24 to 2032/33 document was available on Council's website and hard copies were available at the Civic Centre and Council's libraries for public feedback and comments for a two week period during May and June 2023.

Manningham Council
10-Year Financial Plan 2023/24 to 2032/33

Objectives of the 10-Year Financial Plan

The objectives of the Financial Plan (not prioritised) are as follows:

- The achievement of a prudent balance between meeting the service needs of our community (both now and into the future) and maintaining Council's financial sustainability for future generations.
- An increased ability to fund both capital works in general and meet the asset renewal requirements as outlined in asset management planning.
- To maintain a sustainable Council in an environment of capped Council rate income and low increases in government grant funding.
- To ensure that Council has sufficient reserves to meet any future financial challenges that may arise.

Financial Management Principles of the 10-Year Financial Plan

The Plan is managed within a framework of Budget Principles and key financial indicators. These items are drawn together to provide a strategy for the long term sustainability of Council's operation.

The Strategic Budget Principles that underpin the Financial Plan are:

- A financially sustainable Council – improving financial sustainability to enable Council to respond to financial challenges now and into the future.
- Live within our means – do not spend more than we have or which will diminish Council's long term financial sustainability.
- Prioritised funding – align resources to Council Plan priorities and fund projects based on demonstrated need.
- A minimum of 33 per cent of rate funds applied to the capital works program.
- Allocate consistent funding for technology and innovation to enhance customer service and create efficiencies.
- Priority to funding capital expenditure on existing assets (renewal) before investing in new or expanded assets.
- Adherence to the projected State Government annual rate cap – not to seek a variation for a higher rate increase beyond the rate cap.
- Ongoing efficiencies with a focus on developing new revenue sources and containing costs in business operations.
- An annual allocation of 50 per cent of the underlying surplus to Council's Strategic Fund to create capacity for major community infrastructure projects and strategic property acquisition and development opportunities. This fund provides long term community benefit, reduces Council's reliance on rates income and ensures ongoing financial sustainability.

In addition to the Strategic Budget Principles, a range of Operational Budget Principles are applied when developing budget forecasts. These include critical review of staffing positions, ongoing monitoring and review of all budget forecasts, pursuing new revenue sources including fees, charges, new projects based on approved business cases including whole of life costs, prioritise need and obtaining better financial returns on Council assets.

The key Financial Performance Indicators used to monitor together with the target range sought and forecast results are detailed in this Plan.

The Plan will be updated annually as part of each new budget process and at other times as circumstances require.

Manningham Council
10-Year Financial Plan 2023/24 to 2032/33

Gender Equality

The Gender Equality Act 2020 (the Act) requires Manningham Council to consider gender, equality and diversity as part of all plans, strategies and services that have a 'significant effect on the public.' This is to be achieved through Gender Impact Assessments.

At Manningham Council we are committed to a safe, respectful workplace and the community we serve. As we move into the budget implementation in 2023/24 and into future years, we ensure our key strategic documents such as the Budget and 10-Year Financial Plan support gender equality:

- Manningham Council initiated a Community Panel in 2021 to assist us in developing our key long term strategic plans. The Community Panel developed a number of recommendations for Council. One of the key recommendations asked Council to "plan for equitable and accessible services and infrastructure"
- The Act mandates that we must "in developing policies and programs and in delivering services that are to be provided to the public, or have a direct and significant impact on the public - (a) consider and promote gender equality; and (b) take necessary and proportionate action towards achieving gender equality"
- Our lived experience as an organisation has shown us clearly the intrinsic value of equality in all its forms.

We are genuinely committed to gender equality, and we are already ensuring that our Budget and 10-Year Financial Plan support this commitment in a number of ways:

- we explicitly state our commitment to gender equity in our services and capital projects
- we consider gender equity when we prioritise services and capital projects
- we create special programs such as the Female Friendly Sporting Facilities upgrade program that are designed to remedy past inequities embedded in existing assets and services.

We know we still have blind spots – that some assets and services we provide that are genuinely intended to be gender-neutral or gender equitable may have subtle deficiencies that negatively impact one gender more than another. We are committed to eliminating these blind spots over time, and we will do this by observing how assets and services are delivered and used and by actively listening to stakeholder feedback on performance. And when we learn an important lesson, we will embed that into how we do things going forward.

Acknowledgement of Country

Manningham Council acknowledges the Wurundjeri Woi-wurrung people as the Traditional Owners of the land and waterways now known as Manningham. Council pays respect to Elders past, present, and emerging, and values the ongoing contribution to enrich and appreciate the cultural heritage of Manningham. Council acknowledges and respects Australia's First Peoples as Traditional Owners of lands and waterways across Country and encourages reconciliation between all.

Manningham Council also values the contribution made to Manningham over the years by people of diverse backgrounds and cultures.

Manningham Council
10-Year Financial Plan 2023/24 to 2032/33

2. Financial Plan Context

This section describes the context and external / internal environment considerations in determining the 10-year financial projections and assumptions.

Forecast Financial Position

The 10 year projections forecast Council to be in a sound financial position with no debt, average operating surpluses of \$18.3 million (average underlying surpluses of \$4.7 million) and average net assets of \$2.6 billion. Cash and investments average \$71.3 million over the 10 years. This is a positive result as we emerge from the impact of COVID-19 and the associated State Government restrictions that impacted our Community and Council over the last few years.

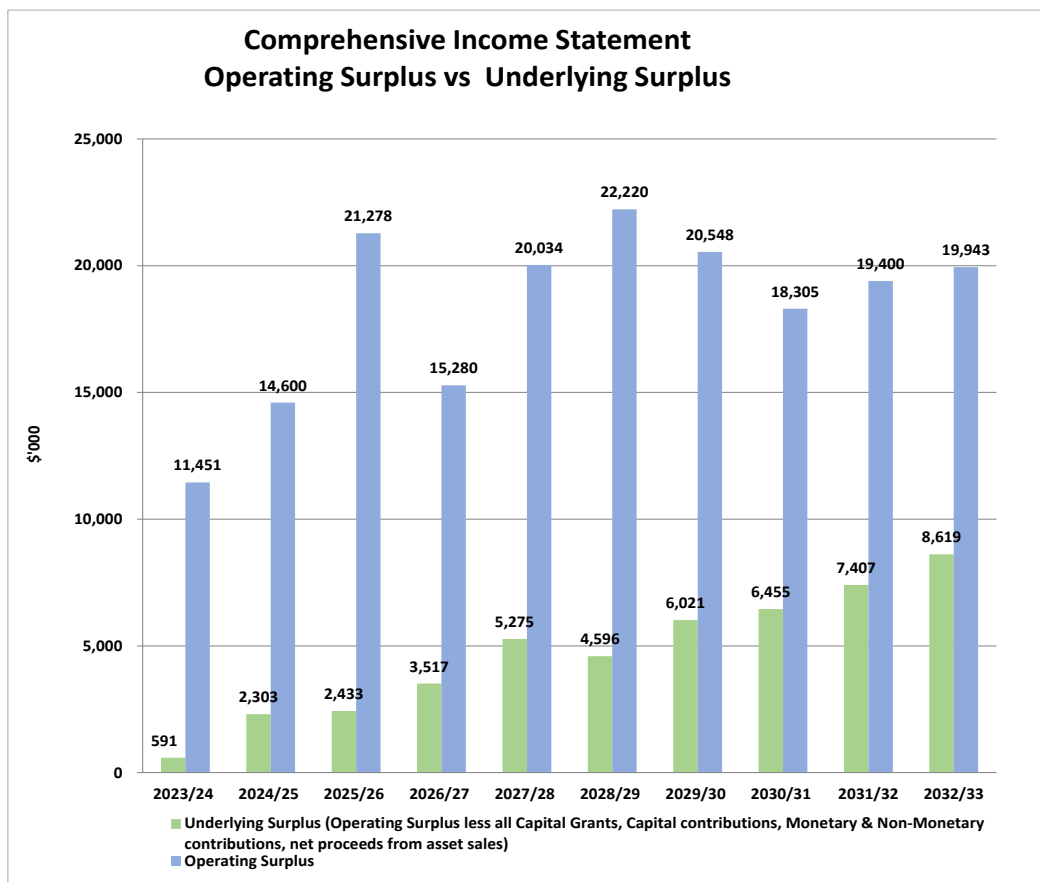
An important indicator of financial sustainability is the Underlying Result. This excludes capital income and developer contributions income (cash and non-cash) and proceeds from asset sales from the operating surplus. A positive underlying result is an indication of financial stability. A strong underlying surplus is required to fund Council's extensive capital works program and to ensure that it has sufficient reserves to meet financial challenges that may arise in the future.

Highlights of the 10-Year Financial Plan include:

- Rate rises in line with the rate cap.
- A sustainable level of surpluses and cash holdings
- Responds to our community's aspirations
- \$1.6 Billion on service delivery over the 10 years.
- A \$0.55 Billion capital works program over the 10 years. The program averages \$55 million per annum over the next 10 years - a significant uplift on the historical average annual spend (average of \$41 million per annum for the previous four years). The 10 year program includes:
 - \$140 million capital for Roads renewal and upgrade (plus \$11 million for roads maintenance)
 - \$116 million capital for Recreation, Leisure and Community Facilities (plus \$17 million for sportsground and leisure centre maintenance).
 - \$86 million capital for the open space, parks and streetscapes beautification and improvement program (plus \$125 million for maintenance)
 - \$56 million capital for new and upgraded drainage (plus \$26 million for drainage maintenance)
 - \$51 million capital for Building Improvements (plus \$32 million for Building maintenance)
 - \$49 million capital for footpaths and cycleways (plus \$10 million for footpath maintenance)
 - \$16.5 million to purchase property to increase the open space within the Municipality, and
 - \$14 million capital for Circular Economy (Sustainability) initiatives (includes \$13 million over the next four years).

The graph and table on the following page outlines the improvement to key financial forecasts in the 10-Year Financial Plan. Unrestricted cash provides Council with additional financial capacity to react to changes in service demand, infrastructure priorities and unexpected economic and financial impacts (such as a pandemic).

Manningham Council
10-Year Financial Plan 2023/24 to 2032/33



Financial Plan (\$'000)	Year1 23/24	Year2 24/25	Year3 25/26	Year4 26/27	Year5 27/28	Year6 28/29	Year7 29/30	Year8 30/31	Year9 31/32	Year10 32/33
Surplus for the year	11,451	14,600	21,278	15,280	20,034	22,220	20,548	18,305	19,400	19,943
Underlying Surplus for the year	591	2,303	2,433	3,517	5,275	4,596	6,021	6,455	7,407	8,619
Total cash & investments	79,024	79,411	75,192	74,295	69,025	55,488	60,271	65,785	74,928	85,674
Unrestricted cash & investments	22,597	26,377	24,806	25,135	19,616	8,778	11,735	15,026	21,671	29,150
Net assets	2,537,611	2,552,211	2,573,489	2,588,769	2,608,803	2,631,023	2,651,571	2,669,876	2,689,276	2,709,219

Manningham Council
10-Year Financial Plan 2023/24 to 2032/33

The Financial Challenge

The introduction of rate capping in the 2016/17 rating year by the State Government was a major change to the way that councils were able to raise rate revenue. For Manningham Council rate revenue represents approximately 65% of our total revenue. The State Government rate cap will have a compounding impact on Council's rate revenue of more than \$60 million over the next 10 years.

Strategies that Council has put in place to reduce the impact of the rate cap included a strategic review of the capital works program to focus on renewing existing assets before expenditure on new assets, holding the level of rate revenue applied to capital works (including the technology program) at an average of 33% of rate revenue (plus grants and other external sources), a major focus on achieving efficiencies and new revenue streams in Council service units, strong cost control on existing budgets and improving recurring income generated from Council's assets.

Council is focused on achieving operational efficiencies, containment of costs and identifying alternative sources of revenue as an ongoing part of Council's budget process.

The second key financial challenge facing Council is the need to renew existing and ageing infrastructure and at the same time invest in new infrastructure assets such as road improvements, drainage upgrades, better parks and recreational and community assets and establishing footpaths and kerb and channel in metropolitan areas where none currently exist. Council's capital works plan allocates money to these activities on a prioritised basis.

A further financial challenge comes from increased demand (and change in the service mix) arising from a growing and more diverse population. A growing population leads to increased service demand, placing a greater load on existing services and assets, resulting in more wear and tear and adding to the cost of service provision.

In summary, from a financial perspective Council has the same dilemma as most individuals – Council has a limited budget yet many and competing demands on where to allocate its scarce resources.

Manningham Council
10-Year Financial Plan 2023/24 to 2032/33

Financial Policy Statements

This section defines the measures that demonstrates Council’s financial sustainability in order to fund the aspirations of the Community Vision and the Council Plan.

The Strategic Budget Principles that underpin the Financial Plan (referred to under the ‘Financial Management Principles of the 10-Year Financial Plan’ section) are detailed below.

All indicators below are projected to be in line with or to exceed the target.

Strategic Budget Principles Measures

Strategic Budget Principles											
Measure	Target	2023/24	2024/25	2025/26	2026/27	2027/28	2028/29	2029/30	2030/31	2031/32	2032/33
Improving Financial Sustainability; Live within our means; Prioritised funding aligned to Council Plan; Ongoing efficiencies with a focus on developing new revenue sources											
Consistent adjusted underlying surplus results: Adjusted underlying result (adjusted underlying surplus/adjusted underlying revenue) indicator greater than 5%	> 5%	1.9%	3.3%	3.5%	4.2%	5.3%	4.7%	5.4%	5.5%	5.9%	6.4%
Ensure Council maintains sufficient working capital to meet its debt obligations as they fall due: Current Assets / Current Liabilities greater than 100%	> 100%	181.8%	182.4%	173.6%	167.4%	152.1%	124.8%	131.2%	137.9%	149.8%	163.8%
Minimum average of 33% of rate funds applied to the capital works program											
Council generates sufficient revenue from rates to ensure consistent funding for capital works: % of Rate Revenue allocated to Capital Works program (including Technology program)	33%	35%	30%	35%	35%	40%	43%	32%	33%	31%	30%
Priority to funding capital expenditure on existing assets (renewal) before investing in new or expanded assets											
Allocate adequate funds towards renewal capital in order to replace assets and infrastructure as they reach the end of their service life: Asset renewal and upgrade expenses / Depreciation above 100%	> 100%	127.0%	111.4%	131.7%	109.2%	141.0%	136.1%	101.2%	103.0%	104.3%	101.2%
Consistent funding for technology and innovation to enhance customer service and create efficiencies											
% of Rate Revenue allocated to technology & transformation capital works projects		3%	3%	3%	3%	3%	3%	3%	3%	3%	3%
50% of Annual Underlying Surplus transferred to Strategic Fund											
% of Annual Underlying Surplus transferred to Strategic Fund	50%	50%	50%	50%	50%	50%	50%	50%	50%	50%	50%
Adherence to the projected State Government annual rate cap											
Average general rate increase	At projected rate cap / CPI	3.50%	2.75%	2.50%	2.50%	2.50%	2.50%	2.50%	2.50%	2.50%	2.50%
		√	√	√	√	√	√	√	√	√	√

There are a number of other key financial performance indicators that Council also sets as part of the 10 Year Financial Plan. These can be found in Section 3 ‘Key Financial Performance Indicators’.

Manningham Council
10-Year Financial Plan 2023/24 to 2032/33

Income and Expenditure Assumptions

CPI forecasts

The Financial Plan forecasts CPI over the 10 year period. The CPI forecast takes into account a number of sources including the Victorian Department of Treasury and Finance medium term forecasts and is then extrapolated over the 10 year period.

Financial Plan	Year1 23/24	Year2 24/25	Year3 25/26	Year4 26/27	Year5 27/28	Year6 28/29	Year7 29/30	Year8 30/31	Year9 31/32	Year10 32/33
CPI Forecast	4.00%	2.75%	2.50%	2.50%	2.50%	2.50%	2.50%	2.50%	2.50%	2.50%

Income Assumptions

In line with the Local Government Act 2020, Council has developed a Revenue and Rating Plan which covers a four year period 2021/22 to 2024/25. The Revenue and Rating Plan establishes the revenue raising framework within which Council proposes to work and is interlinked with Council's 10 year financial plan as per the Integrated Planning Framework.

The Revenue and Rating Plan explains how Council calculates the revenue needed to fund its activities and how it will apportion the funding burden between ratepayers and other Council facilities and services users.

In particular, the Revenue and Rating Plan sets out the decisions that Council has made concerning the rating options available to it under the Local Government Act 2020 to ensure the fair and equitable distribution of rates across property owners. It also sets out the principles that are used in decision making for other revenue sources such as fees and charges.

Refer to Council's "Revenue and Rating Plan 2021/22 to 2024/25" for further details.

Rates and Waste Service Charges

In the 2016/17 financial year the Victorian State Government introduced rate capping for all councils. Under the legislation councils cannot exceed the average annual rate increase above a predetermined percentage (the rate cap) without approval from the Minister for Local Government.

The rate cap since introduction (and the actual / forecast CPI for the financial year):

Year	Rate Cap	Actual CPI
2016/17	2.50%	1.90%
2017/18	2.00%	2.10%
2018/19	2.25%	1.60%
2019/20	2.50%	-0.30%
2020/21	2.00%	3.80%
2021/22	1.50%	6.10%
2022/23	1.75%	7.25% forecast
2023/24	3.50%	4.00% forecast

The 10-Year Financial Plan forecasts are based on Council complying with the projected annual rate cap as detailed in the following table. Note that the Minister for Local Government announces the actual rate cap in December of the preceding year and this is usually based on Department of Treasury and Finance inflation forecasts at the time.

Manningham Council
10-Year Financial Plan 2023/24 to 2032/33

For 2023/24 the Minister for Local Government decided to apply a rate cap at 3.5% which was lower than the Department of Treasury and Finance forecast for inflation for 2023/24 of 4.0%.

Financial Plan	Year1 23/24	Year2 24/25	Year3 25/26	Year4 26/27	Year5 27/28	Year6 28/29	Year7 29/30	Year8 30/31	Year9 31/32	Year10 32/33
Predicted Rate Cap	3.50% (Actual cap)	2.75%	2.50%	2.50%	2.50%	2.50%	2.50%	2.50%	2.50%	2.50%

The 10-Year Financial Plan is in line with Council's Revenue and Rating Plan 2021/22 to 2024/25 and 2023/24 Budget. These documents detail Council's approach to Rates and Waste Service Charges.

Key principles:

- Single (uniform) rate for all property types – ie no differential rates
- Rate rises in line with the rate cap
- No Municipal Charge
- Waste Service Charges based on full cost recovery.

The Plan is based on an assumption that growth will continue in Manningham with regards to property numbers, but will return to more moderate levels in the medium term. This level of growth will continue to assist Council offset lower increases in rate revenue resulting from the rate cap. The additional rate income derived from the property growth is used to fund services and infrastructure for new residents and an average of 33% of all rate revenue is used to fund the capital program.

Financial Plan	Year1 23/24	Year2 24/25	Year3 25/26	Year4 26/27	Year5 27/28	Year6 28/29	Year7 29/30	Year8 30/31	Year9 31/32	Year10 32/33
Total property numbers at start of financial year	53,051	53,443	53,939	54,394	55,696	56,586	56,982	57,381	57,783	58,187
Increase in properties during financial year (supplementary)	392	496	455	1,302	890	396	399	402	404	407
Supplementary rate income	\$0.6m	\$0.7m	\$0.7m	\$1.4m	\$1.1m	\$0.7m	\$0.8m	\$0.8m	\$0.8m	\$0.8m

Waste service charge

Council has declared a service charge under section 162 of the Local Government Act for the collection and disposal of refuse for well over 15 years.

The service charge is based on the actual cost of delivering the waste service (i.e. full cost recovery) with the following refuse related services included:

- Kerbside general waste, green waste and recycling collection;
- Kerbside hard waste collection;
- Litter collection and disposal; and
- Street cleaning.

Rate payers may vary the waste service that they receive and this will also vary the amount of the waste service charge. The cost to rate payers of a standard kerbside waste service for 2023/24 will increase by 4.0%. This is an increase from \$309.50 to \$322.00. This is primarily due to the increased cost of waste services to Council of 10.0%. This is partly driven by a further increase (\$3.37 per tonne increase) in the State Government landfill levy following on from a 19% (\$20 per tonne) increase in 2022/23 and a 60% (\$40 per tonne) increase in 2021/22.

Manningham Council
10-Year Financial Plan 2023/24 to 2032/33

The cost to Council in 2023/24 for disposing waste to landfill will be \$129.27 per tonne from 1 July 2023.

Forward forecasts of the waste service charge take into account predicted changes to tonnages of waste collected, ongoing increases in the State Government landfill levy and tipping charges, general contractor increases allowed under the contract for fuel, CPI etc, plus predicted costs related to changes in the way that waste may be collected and disposed of in the future (for example the introduction of new State Government mandated future services).

The following table details the predicted percentage increase of the waste service charge:

Financial Plan	Year1 23/24	Year2 24/25	Year3 25/26	Year4 26/27	Year5 27/28	Year6 28/29	Year7 29/30	Year8 30/31	Year9 31/32	Year10 32/33
Waste Charge	4.00%	3.00%	3.00%	3.00%	4.00%	2.00%	2.00%	1.50%	1.50%	1.50%

In the event that the amount collected under Council's waste service charge exceeds the cost of the waste service in any year, the surplus is transferred into a cash backed reserve and is shown as restricted in its use (only to be used for circular economy / waste related activities).

Waste charges are excluded from the rate cap assessment.

Grants

Council recognises the importance of actively pursuing and maintaining grant funding. Generally any matching funds required from Council for non-recurrent grants are sourced from the existing budget levels or through internal reserves.

Financial Assistance Grants (the distribution of GST receipts to the States by the Federal Government) represent \$3.2 million or 34% of total operating grants in 2023/24, though Council is on a minimum grant under this scheme, which means that grant income is unlikely to increase significantly in the future.

Grants to fund Family Services including Children Services and Maternal and Child Health are estimated at \$2.3 million (25% of total operating grants in 2023/24), while Aged services grants are estimated at \$3.0 million or 32% of total operating grants in 2023/24.

The level of capital grants are determined based on the nature and level of projects included in the Capital Works Program, and vary widely.

For the life of this plan, it has been assumed that recurrent specific purpose grant funding will generally increase by the forecast CPI.

User Fees and Charges

User fees and charges assist Council to offset the cost of some service delivery directly with the user rather than funding through rate income.

Revenue raised from Council's fees and charges for the provision of services and the use of facilities can be divided into two categories:

- a) Statutory and Regulatory Fees and Charges – which are set by regulation or another authority (e.g. Development Application fees) and which Council has no discretion to increase; and
- b) Other Fees and Charges – which are set by Council and which Council has the discretion to increase.

The factors that determine Council's user fees and charges pricing principles are equity, user-pays, cost recovery and market rates. As a general guide, user fees and charges are escalated

Manningham Council
10-Year Financial Plan 2023/24 to 2032/33

in the 10-Year Financial Plan by forecast CPI which assists in offsetting the cost increases to Council for the provision of these services.

Interest Income

Surplus funds are invested in line with Council's Investment Policy. Interest income is based on predicted cash flows, cash balance and investment returns.

Financial Plan	Year1	Year2	Year3	Year4	Year5	Year6	Year7	Year8	Year9	Year10
	23/24	24/25	25/26	26/27	27/28	28/29	29/30	30/31	31/32	32/33
Interest rate returns	4.00%	2.25%	2.00%	2.00%	2.00%	2.00%	2.00%	2.00%	2.00%	2.00%

Developer Income

Council receives income from developers for two main purposes:

- To improve open space and recreation (public open space contributions); and
- To improve the infrastructure and amenity of the municipality (developer contributions plans).

In 2017/18 Council introduced a revised open space contributions scheme. Revenue from this scheme enables Council to deliver a range of capital projects and land acquisitions to improve recreation and open space outcomes for our community.

Council currently has a Doncaster Hill developer contributions plan which is due to expire within the next few years. Council is developing a municipality wide development contributions plan (DCP) with plans to implement this within the next one to two years.

Financial Plan (\$'000)	Year1	Year2	Year3	Year4	Year5	Year6	Year7	Year8	Year9	Year10
	23/24	24/25	25/26	26/27	27/28	28/29	29/30	30/31	31/32	32/33
Public Open Space (Resort & recreation) income	5,000	6,300	6,300	6,300	6,300	6,300	6,300	6,300	6,300	6,300
Doncaster Hill (DCP) income	-	-	-	-	-	-	-	-	-	-
Municipal Wide Development Contributions Plan	-	840	1,440	225	3,750	4,020	1,500	750	0	0

Sale of assets

Each year, Council replaces a range of vehicles and items of plant as part of a planned and ongoing replacement program. This is governed through Council's asset management strategies.

Manningham Council
10-Year Financial Plan 2023/24 to 2032/33

Expenditure Assumptions

Employee Costs

Council provides services to the community by a combination of employees and through contracted service providers. Employee costs are one of the largest expenditure items which represent approximately 40% of total expenses.

Total employee costs are a combination of direct wages and salaries, overheads that include workers compensation, superannuation, training and advertising and agency staff on temporary assignments.

Whilst maintaining the current staffing levels, total employment costs are forecast to increase by an average of 2% per annum over the life of the Plan (taking into account such factors as Full Time Equivalent (FTE) employee levels, Award increases, salary step increases as a result of performance appraisals and planned superannuation guarantee increases).

Annual employee costs as a proportion of annual total expenses are expected to decrease over the 10 year period. Full Time Equivalent (FTE) employee levels are forecast to reduce over the first one to two years of the 10 Year Financial Plan with Council's decision in April 2023 to transition out of Commonwealth Home Support Programme (CHSP) services from 1 November 2023. This means that Council will no longer provide in-home aged care services after this time. These services include domestic help, personal care, respite care, Meals on Wheels and social support (specialised group activities in a community hall).

After the period of transition out of in-home aged care services, employee levels are forecast to stabilise.

No allowance has been made for the impact of increased service demand arising from population growth or the change in dwelling growth on the employee cost budget.

Materials, services and contracts

With the exception of waste disposal costs, including increases in the State Government landfill levy and gate fee charged to Council in 2023/24, it has been assumed that the costs of materials and contractors will increase up to the forecast CPI.

Utility Costs

Council is actively investing in projects to improve the energy efficiency of its buildings, street lights and other assets. These strategies have a positive impact on the environment through reduced demand for energy and also help mitigate price increases for energy.

Council also seeks competitive tenders as a way of stabilising cost increases, and is actively seeking collaborative procurement opportunities with other Councils as a further way of achieving efficiencies and better cost outcomes.

Despite the measures above, energy costs continue to increase significantly. The 10-Year Financial Plan assumptions for energy costs is based on a 15% increase per annum in the energy budget for the first two years of the plan then stabilising at a 5% increase per annum.

Depreciation & amortisation

The monetary value of an asset decreases over time due to use, wear and tear or obsolescence. This decrease is measured as depreciation.

Depreciation & amortisation of Council's infrastructure, intangible (software) and right of use of assets is determined from information contained within their various asset management plans

Manningham Council
10-Year Financial Plan 2023/24 to 2032/33

and strategies. The projections of depreciation in the 10-Year Financial Plan is based on the ten year Capital Works Program.

It is critical that Council continues to renew existing assets in the capital works program, as failure to do so may reduce the service potential of assets and increase whole of life costs.

Financial Plan (\$'000)	Year1 23/24	Year2 24/25	Year3 25/26	Year4 26/27	Year5 27/28	Year6 28/29	Year7 29/30	Year8 30/31	Year9 31/32	Year10 32/33
Depreciation	28,180	29,065	30,540	31,945	33,510	35,395	36,440	37,805	38,605	38,910
Amortisation	2,988	2,613	1,769	1,352	199	199	199	199	149	0

Community grants and contributions

Community grants are provided to a wide range of community groups to support community development programs throughout the municipality. Council's library service is operated by the Whitehorse Manningham Regional Library Corporation and is budgeted within community grants.

Financial Plan (\$'000)	Year1 23/24	Year2 24/25	Year3 25/26	Year4 26/27	Year5 27/28	Year6 28/29	Year7 29/30	Year8 30/31	Year9 31/32	Year10 32/33
Library	4,406	4,525	4,639	4,754	4,874	4,994	5,121	5,248	5,379	5,513
Other community grants	1,458	1,473	1,437	1,290	1,318	1,349	1,377	1,409	1,441	1,474
Total	5,864	5,998	6,076	6,044	6,192	6,343	6,498	6,657	6,820	6,987

Other expenses

Other expenses relate to a range of costs incurred to support the wide range of community services delivered by Council. These include insurances, advertising, legal, telephone, software licences & support, bank charges, postage, specialist advice (consultants) and many other expenses.

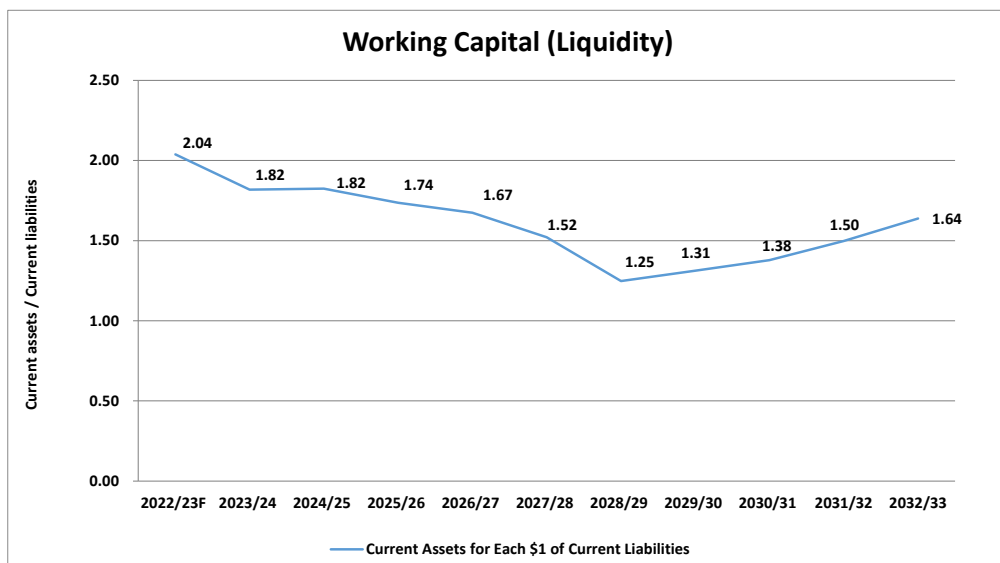
Other expenses are generally forecast to increase by up to forecast CPI, other than legal and consultants which are zero based.

Manningham Council
10-Year Financial Plan 2023/24 to 2032/33

Balance Sheet Assumptions
Sustainable Working Capital

A key objective of Council is the Plan is to develop an increased ability to fund both the Capital Works Program and operational services, while maintaining long term financial sustainability and have the capacity to respond to changes in financial circumstances as they arise.

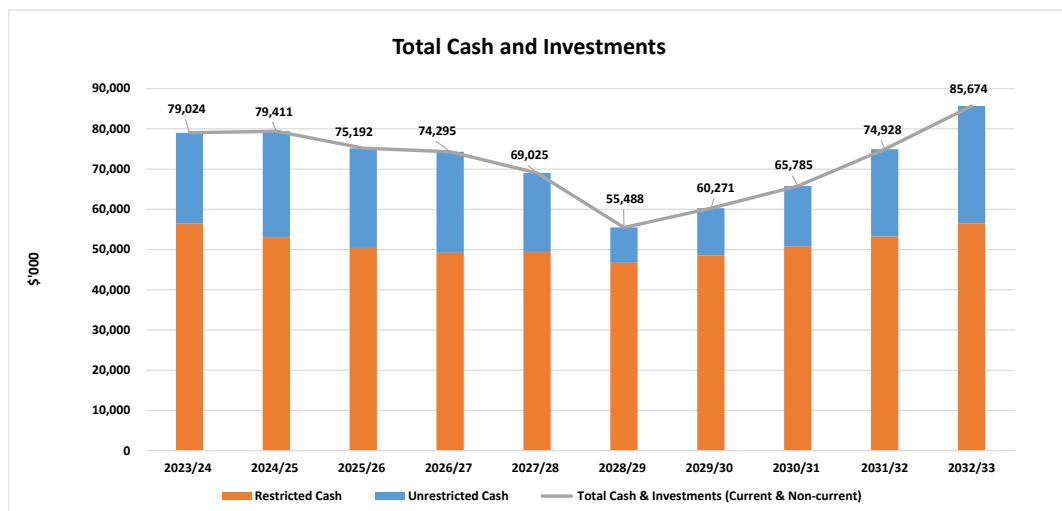
The 10-Year Financial Plan shows a steady Balance Sheet, and a sustainable level of cash and investments. This has been achieved without reductions to services or the capital program. A key outcome is healthy long term financial sustainability ratios and an established capacity to respond to unfavourable changes in financial circumstances as they arise without having to compromise services or the capital program.



Cash backed Reserves and Uncommitted Cash

While Council has significant total cash and investment balances, a major proportion of these balances are either not Council’s money (ie trust funds and refundable deposits) or have restrictions on how the funds can be used. Refer to the Reserves and other restricted cash Strategy in Section 4 for further details on the nature of each of the items below.

Manningham Council
10-Year Financial Plan 2023/24 to 2032/33



The following table details how Council's cash balances are allocated:

Financial Plan (\$'000)	Year1 23/24	Year2 24/25	Year3 25/26	Year4 26/27	Year5 27/28	Year6 28/29	Year7 29/30	Year8 30/31	Year9 31/32	Year10 32/33
Total cash & investments	79,024	79,411	75,192	74,295	69,025	55,488	60,271	65,785	74,928	85,674
<u>Restrictions</u>										
Open Space Reserve (Improvements)	6,447	8,954	9,932	11,192	12,119	11,375	13,235	14,247	11,703	8,789
Open Space Reserve (Land acquisition)	5,743	5,728	5,828	6,158	5,788	6,018	5,638	5,848	5,438	5,628
Doncaster Hill DCP Reserve	739	539	539	539	539	539	539	539	539	539
Municipal Wide Development Contributions Plan (being developed)	0	0	0	0	0	0	0	0	0	0
Trust funds & deposits	13,890	13,890	13,890	13,890	13,890	13,890	13,890	13,890	13,890	13,890
<u>Intended use</u>										
Strategic Fund	11,164	5,316	2,123	3,356	1,094	1,182	1,466	2,172	5,875	10,185
Circular Economy Fund	8,200	8,033	7,626	1,946	2,096	2,223	2,353	2,392	2,149	1,790
Leisure Facilities Reserve	244	352	0	1,398	2,964	319	0	0	1,728	3,499
Long Service Leave	10,000	10,221	10,448	10,681	10,920	11,164	11,415	11,671	11,935	12,205
Total restrictions	56,427	53,034	50,386	49,160	49,409	46,710	48,536	50,759	53,257	56,524
Unrestricted cash/investments	22,597	26,377	24,806	25,135	19,616	8,778	11,735	15,026	21,671	29,150

Manningham Council
10-Year Financial Plan 2023/24 to 2032/33

Capital Program

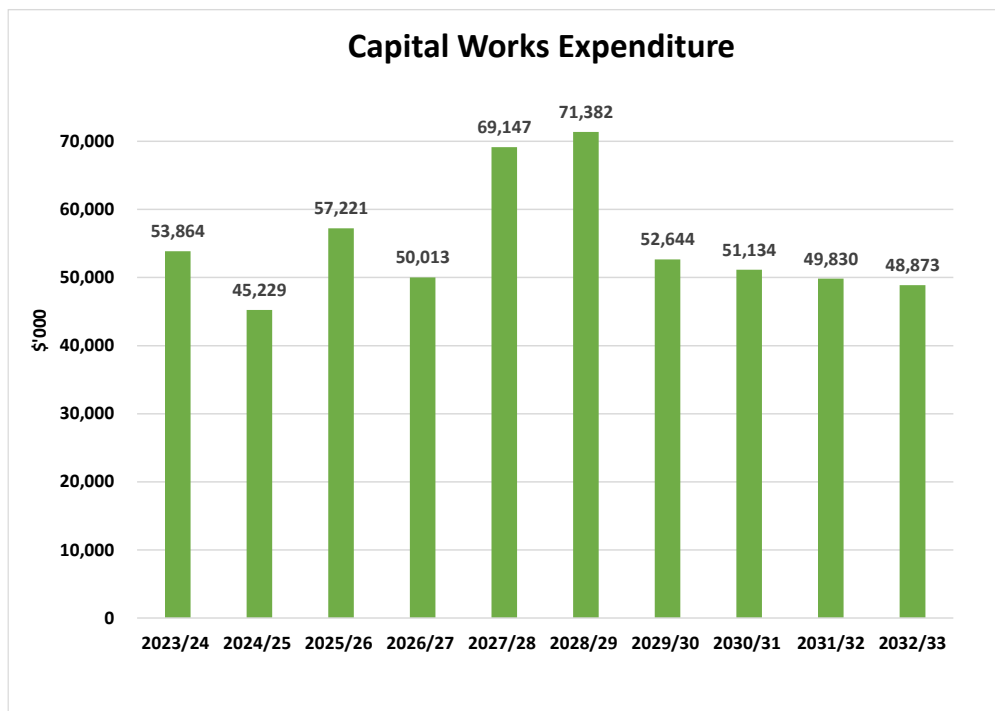
Information from Asset Management Plans inform Council’s capital expenditure priorities. As part of the preparation of this Plan, the cost of renewing existing assets has been prioritised over capital expenditure on new or expanded assets. Council has established a renewal ratio of greater than 1.0, indicating that for every dollar of depreciation (an expense approximating the value of an asset “used up” during the year), at least one dollar is spent on renewing and upgrading existing assets.

The \$549 million 10 year Capital Works Program provides for significant investment in new and expanded assets to service a growing municipality in addition to a sustained level of investment in renewal of over \$2.5 billion of community assets. The program averages \$55 million per annum over the next 10 years. This is a significant uplift on the historical average annual spend (average of \$41 million per annum for the previous four years).

Expenditure on new and expanded assets is driven by a number of regular programs derived from Strategies and Plans. These include improved drainage, new local footpaths, pavilion expansions, improved and new recreational and community facilities, streetscape and road upgrades, and parks and open space enhancements and acquisitions.

The creation of new or expanded assets also create an additional maintenance requirement going forward.

The forecast Capital Works Program is outlined below:

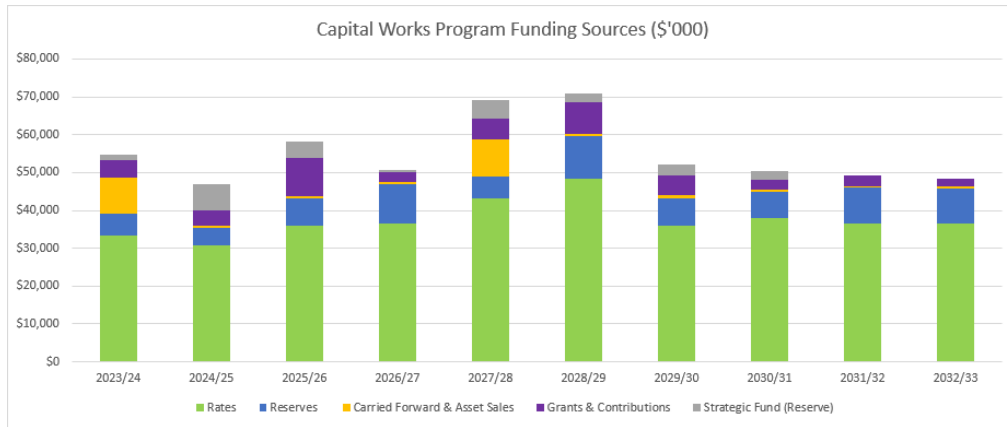


Manningham Council
10-Year Financial Plan 2023/24 to 2032/33

The forecast Capital Works Program by type:

Financial Plan (\$'000)	Year1 23/24	Year2 24/25	Year3 25/26	Year4 26/27	Year5 27/28	Year6 28/29	Year7 29/30	Year8 30/31	Year9 31/32	Year10 32/33
Asset renewal	22,355	20,626	24,239	24,156	30,355	31,426	27,198	26,702	28,037	27,527
Asset Upgrade	13,435	11,745	15,992	10,729	16,906	16,742	9,669	12,236	12,209	11,855
New assets	15,864	11,993	16,304	14,564	20,929	21,718	14,451	10,899	8,604	8,287
Asset expansion	2,210	865	686	564	957	1,496	1,326	1,297	980	1,204
Total capital program	53,864	45,229	57,221	50,013	69,147	71,382	52,644	51,134	49,830	48,873

The Capital Works Program funding sources comprise a mix of rate revenue, council cash reserves, external capital grants and contributions and proceeds from the sale of assets (fleet):



Manningham Council
10-Year Financial Plan 2023/24 to 2032/33

3. Key Financial Performance Indicators

The key Financial Performance Indicators and their target range are detailed in Table One below. Two sets of indicators are reviewed – one related to the Local Government Performance Reporting Framework as mandated in legislation, and a further set by the Victorian Auditor-General's Office (not mandatory but these results are reported to Parliament).

The forecast results after applying all assumptions in the Plan are shown in Table 2.

Table One: Key Performance Indicators

Indicator	Description	LGPRF Expected Range	VAGO target for Low risk
Adjusted Underlying Result	An indicator of the sustainable operating result required to enable Council to continue to provide core services and meet its objectives. A positive result indicates a surplus. <u>Adjusted underlying surplus</u> Adjusted underlying revenue	-20% to 20%	More than 5%
Working capital	To assess Council's ability to meet current commitments. A percentage higher than 100% means that there is more cash and liquid assets than short term liabilities and council is in a strong position. <u>Current assets</u> Current liabilities	100% to 400%	More than 100%
Unrestricted Cash	Cash and cash equivalents held by Council are restricted in part and not fully available for Council's operations. This indicator assesses Council's freely available cash level (and relates to cash on hand or short term investments with a term of 90 days or less only). <u>Unrestricted cash</u> Current liabilities	10% to 300%	n/a
Loans and Borrowings	Total interest bearing loans and borrowings as a proportion of rate revenue. <u>Interest bearing loans and borrowings</u> Rate Revenue	0% to 60%	n/a
Loans and Borrowings	To identify Council's debt redemption strategy in relation to the revenue it raises. Debt redemption includes loan or borrowings principal and interest as a percentage of rate revenue. (Council fully repaid its loan borrowings in November 2019 and is expected to remain debt free throughout the ten year period). <u>Interest & Principal Repayments on interest bearing loans and borrowings</u> Rate Revenue	0% to 20%	n/a
Indebtedness	Lower proportion of non-current liabilities suggests greater capacity to meet long-term obligations. Non-current liabilities / own source revenue	2% to 70%	Less than 40%
Asset Renewal and Upgrade	Assessment of whether assets are renewed or upgraded as planned. <u>Asset renewal and asset upgrade expenditure</u> Depreciation Greater than 100% indicates that Council is maintaining its existing assets and there is a lesser risk of insufficient spending on its asset base.	40% to 130%	More than 100%

Manningham Council
10-Year Financial Plan 2023/24 to 2032/33

Rates concentration	Stability measure – Rate revenue as a proportion of total revenue. This includes rates and waste service charge income. Rate revenue / adjusted underlying revenue	Positive movement	n/a
Rates effort	Stability measure – Rate revenue as a proportion of overall property values. This includes rates and waste service charge income. Rate revenue / CIV of rateable properties in the municipality	Positive movement	n/a
Expenditure level	Efficiency measure – Average expenditure per property in the Municipality Total expenses/ no. of property assessments	Positive movement	n/a
Revenue level	Efficiency measure – Rate revenue per property in the Municipality General rates and municipal charges / no. of property assessments	Positive movement	n/a
Self-Financing	Indicates reliance on debt to fund capital programs. <u>Net operating cash flows</u> Net capital expenditure	n/a	More than 100%
Capital Replacement	Measures the replacement of assets is consistent with their consumption. <u>Capital expenditure</u> Depreciation	n/a	More than 150%

Key Performance Indicator Achievement

The Plan forecasts a strong performance with the majority of financial indicators exceeding their target. Overall results indicate that a “Low” Financial Sustainability Risk will be maintained as determined by the Victorian Auditor General. This is an important independent assessment of Council’s financial position.

Table Two: Projected Financial Performance Indicator outcomes

Indicator	Measure	Forecast												Trend
		Actual	2022/23	2023/24	2024/25	2025/26	2026/27	2027/28	2028/29	2029/30	2030/31	2031/32	2032/33	
Operating position														
Adjusted underlying result	Adjusted underlying surplus (deficit) / Adjusted underlying revenue	1.9%	1.9%	3.3%	3.5%	4.2%	5.3%	4.7%	5.4%	5.5%	5.9%	6.4%	+	
Liquidity														
Working Capital	Current assets / current liabilities	203.8%	181.8%	182.4%	173.6%	167.4%	152.1%	124.8%	131.2%	137.9%	149.8%	163.8%	o	
Unrestricted cash	Unrestricted cash / current liabilities	-34.4%	61.5%	60.6%	52.9%	58.5%	45.6%	20.8%	26.0%	32.8%	52.7%	74.0%	+	
Obligations														
Loans and borrowings	Interest bearing loans and borrowings / rate revenue	-	-	-	-	-	-	-	-	-	-	-	o	
Loans and borrowings	Interest and principal repayments on interest bearing loans and borrowings / rate revenue	-	-	-	-	-	-	-	-	-	-	-	o	
Indebtedness	Non-current liabilities / own source revenue	2.3%	1.9%	1.7%	1.5%	1.3%	1.1%	1.0%	0.8%	0.7%	0.6%	0.6%	+	
Asset renewal	Asset renewal and upgrade expense / Asset depreciation	124.5%	127.0%	111.4%	131.7%	109.2%	141.0%	136.1%	101.2%	103.0%	104.3%	101.2%	o	
Stability														
Rates concentration	Rate revenue / adjusted underlying revenue	79.9%	81.6%	83.5%	83.6%	83.8%	83.9%	84.0%	84.0%	84.1%	84.0%	84.0%	o	
Rates effort	Rate revenue / CIV of rateable properties in the municipality	0.2%	0.2%	0.2%	0.2%	0.2%	0.2%	0.2%	0.2%	0.2%	0.2%	0.2%	o	
Efficiency														
Expenditure level	Total expenses/ no. of property assessments	\$2,719	\$2,770	\$2,740	\$2,797	\$2,853	\$2,855	\$2,914	\$2,961	\$3,025	\$3,087	\$3,146	+	
Revenue level	General rates and municipal charges / no. of property assessments	\$1,881	\$1,962	\$2,017	\$2,064	\$2,125	\$2,151	\$2,186	\$2,241	\$2,297	\$2,354	\$2,413	+	
Other indicators (VAGO)														
Self-Financing	Net operating cash flows / Net capital expenditure	94.0%	79.7%	101.7%	93.0%	98.6%	91.5%	81.2%	109.7%	111.4%	118.9%	122.2%	+	
Capital Replacement	Capital expenditure / Depreciation	1.98	1.91	1.56	1.87	1.57	2.06	2.02	1.44	1.35	1.29	1.26	-	

Key to Forecast Trend:

- + Forecasts improvement in Council’s financial performance/financial position indicator
- o Forecasts that Council’s financial performance/financial position indicator will be steady
- Forecasts deterioration in Council’s financial performance/financial position indicator

Manningham Council
10-Year Financial Plan 2023/24 to 2032/33

4. Other Strategies and Principles

Loan Borrowing Strategy and Principles

Whilst not a source of income, loan borrowings can be an important cash management tool in appropriate circumstances. Loan borrowings can be a major source of funding for significant infrastructure projects that will provide benefits for future generations. This is known as ‘inter-generational equity’ – where future debt repayments are matched with future benefits derived from the infrastructure developed.

Loans can only be approved by council resolution.

Council has a Loan Borrowing Strategy and Principles, which provides for loan borrowings based on the following principles:

1. Financial performance indicator ratios relating to debt must be within the Local Government Performance Reporting Framework expected band and within the Victorian Auditor General low risk rating.
2. Loan duration not to exceed the lesser of 10 years or life of asset
3. Loans only for otherwise fully funded Capital projects
4. Priority for projects with above loan repayment returns
5. Loan duration to match cash flows in the funded Capital Works Program
6. Where an interest only loan is entered into then an amount equivalent to the annual principal repayment will be provided into a cash backed reserve
7. Council will not take loans for investment in arbitrage schemes
8. Council will secure its loan funds through competitive tendering
9. No borrowings for operating expenses
10. Loan redemption payments and debt serving costs are to be included in Council's annual budget and 10 year Financial Strategy
11. Drawdown and repayment timing to minimise costs.

Current and projected loan borrowings position

Council is currently debt free with previous loan borrowings being fully repaid in 2019/20. While Council has the option of sourcing loan borrowings to help fund the Capital Works Program in the future, the 10-Year Financial Plan does not forecast any loan borrowings.

	Forecast										
	2022/23	2023/24	2024/25	2025/26	2026/27	2027/28	2028/29	2029/30	2030/31	2031/32	2032/33
	\$'000	\$'000	\$'000	\$'000	\$'000	\$'000	\$'000	\$'000	\$'000	\$'000	\$'000
Opening balance	-	-	-	-	-	-	-	-	-	-	-
Plus New loans	-	-	-	-	-	-	-	-	-	-	-
Less Principal repayment	-	-	-	-	-	-	-	-	-	-	-
Closing balance	-	-	-	-	-	-	-	-	-	-	-
Interest payment	-	-	-	-	-	-	-	-	-	-	-

Manningham Council
10-Year Financial Plan 2023/24 to 2032/33

Reserves and other restricted cash Strategy and Principles

Reserves are funds that have been set aside and act as a future funding source for specific purposes. These reserve funds do not have bank accounts of their own but are a theoretical split up of the cash that Council has on hand.

Statutory Reserves:

The usage of these funds is governed by legislation (or other legal requirements) and are not available for other purposes. Statutory Reserves include the Open Space Reserve, the Doncaster Hill Developer Contributions Reserve and a planned Municipal Wide Development Contributions Reserve.

Other restricted cash:

Council receives refundable deposits and other trust funds. This includes contractor deposits, landscape bond, bonds for the hire of Council facilities and other work bonds.

Intended use of cash:

This includes cash set aside for specific future purposes by Council which is not subject to any external restriction or legislative requirements.

This includes the following internal funds or reserves that Council has created:

- A Strategic Fund to create the capacity for Council to engage in strategic property acquisition and development opportunities, major community infrastructure development opportunities and for other one-off specific purposes in the future where required. This fund provides long term community benefit and will enable Council to reduce the reliance on rate income by creating opportunities for other revenue streams to ensure long term financial sustainability
- A Circular Economy Fund for Sustainability and Waste initiatives
- A Leisure Facilities Reserve for leisure facility enhancements and developments
- The projected long service leave liability has been set aside to ensure that council has the capacity to pay long service leave to employees when taken or upon departure.

Section 2 'Cash backed Reserves and Uncommitted Cash' provides 10 year forecasts for each of these items.

Manningham Council
10-Year Financial Plan 2023/24 to 2032/33

5. Financial Plan Statements

10-Year Financial Plan Projections – Comprehensive Income Statement

	Forecast /										
	Actual	2023/24	2024/25	2025/26	2026/27	2027/28	2028/29	2029/30	2030/31	2031/32	2032/33
	2022/23	\$'000	\$'000	\$'000	\$'000	\$'000	\$'000	\$'000	\$'000	\$'000	\$'000
Income / Revenue											
Rates and charges	117,423	122,350	126,452	130,693	135,663	140,811	145,312	149,891	154,487	159,250	164,159
Statutory fees and fines	2,843	3,589	3,884	4,123	4,169	4,284	4,441	4,539	4,593	4,723	4,880
User fees	8,479	9,394	10,243	10,664	11,243	11,754	12,146	12,554	12,976	13,409	13,861
Grants - Operating	13,194	9,274	7,122	7,296	7,478	7,665	7,857	8,051	8,254	8,460	8,672
Grants - Capital	6,560	3,953	2,951	8,719	2,432	1,715	4,265	3,800	1,806	1,838	1,870
Contributions - monetary	4,760	5,292	7,352	7,825	6,813	10,311	10,632	7,897	7,251	7,302	6,558
Contributions - non-monetary	1,059	1,020	1,000	1,000	1,000	1,000	1,000	1,000	1,000	1,000	1,000
Net gain/(loss) on disposal of property, infrastructure, plant and equipment	(478)	186	125	160	120	167	122	185	107	125	125
Fair value adjustments for investment property	-	-	-	-	-	-	-	-	-	-	-
Share of net profits/(losses) of associates and joint ventures	-	-	-	-	-	-	-	-	-	-	-
Other income	3,374	3,322	1,918	1,682	1,526	1,331	1,335	1,340	1,425	1,650	1,855
Total income / revenue	157,214	158,380	161,047	172,162	170,444	179,038	187,110	189,257	191,899	197,757	202,980
Expenses											
Employee costs	61,510	59,107	58,067	59,546	61,218	62,759	64,258	65,794	67,447	69,146	70,881
Materials and services	31,263	34,808	35,186	37,155	38,406	39,719	41,619	42,395	43,634	45,269	47,295
Depreciation	26,606	28,180	29,065	30,540	31,945	33,510	35,395	36,440	37,805	38,605	38,910
Amortisation - intangible assets	2,489	2,655	2,290	1,540	1,153	-	-	-	-	-	-
Amortisation - right of use assets	325	333	323	229	199	199	199	199	199	149	-
Bad and doubtful debts - allowance for impairment losses	-	-	-	-	-	-	-	-	-	-	-
Borrowing costs	-	-	-	-	-	-	-	-	-	-	-
Finance Costs - leases	45	42	35	29	25	21	17	12	7	5	-
Other expenses	21,528	21,804	21,481	21,845	22,218	22,796	23,402	23,869	24,502	25,183	25,951
Total expenses	143,766	146,929	146,447	150,884	155,164	159,004	164,890	168,709	173,594	178,357	183,037
Surplus/(deficit) for the year	13,448	11,451	14,600	21,278	15,280	20,034	22,220	20,548	18,305	19,400	19,943
Total comprehensive result	13,448	11,451	14,600	21,278	15,280	20,034	22,220	20,548	18,305	19,400	19,943

Manningham Council
10-Year Financial Plan 2023/24 to 2032/33

10-Year Financial Plan Projections – Balance Sheet

	Forecast / Actual										
	2022/23	2023/24	2024/25	2025/26	2026/27	2027/28	2028/29	2029/30	2030/31	2031/32	2032/33
	\$'000	\$'000	\$'000	\$'000	\$'000	\$'000	\$'000	\$'000	\$'000	\$'000	\$'000
Assets											
Current assets											
Cash and cash equivalents	31,470	69,024	69,411	65,192	64,295	59,025	45,488	50,271	55,785	64,928	75,674
Trade and other receivables	12,873	11,177	10,866	10,886	10,792	10,573	10,800	11,026	11,252	11,482	11,716
Other financial assets	58,680	10,000	10,000	10,000	10,000	10,000	10,000	10,000	10,000	10,000	10,000
Prepayments	1,462	1,462	1,462	1,462	1,462	1,462	1,462	1,462	1,462	1,462	1,462
Other assets	909	909	909	909	909	909	909	909	909	909	909
Total current assets	105,394	92,572	92,648	88,449	87,458	81,969	68,659	73,668	79,408	88,781	99,761
Non-current assets											
Trade and other receivables	374	374	374	374	374	374	374	374	374	374	374
Investments in associates, joint arrangements and subsidiaries	2,865	2,865	2,865	2,865	2,865	2,865	2,865	2,865	2,865	2,865	2,865
Property, infrastructure, plant & equipment	2,462,580	2,488,707	2,505,496	2,532,698	2,551,406	2,578,541	2,615,160	2,631,810	2,645,816	2,657,658	2,668,246
Right-of-use assets	2,026	1,692	1,369	1,139	940	741	542	343	144	-	-
Intangible assets	7,638	4,983	2,693	1,153	-	-	-	-	-	-	-
Total non-current assets	2,475,483	2,498,621	2,512,797	2,538,229	2,555,585	2,582,521	2,618,941	2,635,392	2,649,199	2,660,897	2,671,485
Total assets	2,580,877	2,591,193	2,605,445	2,626,678	2,643,043	2,664,490	2,687,600	2,709,060	2,728,607	2,749,678	2,771,246
Liabilities											
Current liabilities											
Trade and other payables	17,562	18,107	18,930	19,791	20,692	21,921	22,629	23,359	24,421	25,848	27,026
Trust funds and deposits	13,890	13,890	13,890	13,890	13,890	13,890	13,890	13,890	13,890	13,890	13,890
Unearned income/revenue	5,634	3,908	2,688	1,631	1,631	1,631	1,631	1,631	1,631	1,631	1,631
Provisions	14,326	14,684	15,051	15,427	15,813	16,209	16,614	17,030	17,456	17,892	18,339
Interest-bearing liabilities	-	-	-	-	-	-	-	-	-	-	-
Lease liabilities	312	318	225	202	212	223	234	246	192	-	-
Total current liabilities	51,724	50,907	50,784	50,941	52,238	53,874	54,998	56,156	57,590	59,261	60,886
Non-current liabilities											
Provisions	1,141	1,141	1,141	1,141	1,141	1,141	1,141	1,141	1,141	1,141	1,141
Lease liabilities	1,852	1,534	1,309	1,107	895	672	438	192	-	-	-
Total non-current liabilities	2,993	2,675	2,450	2,248	2,036	1,813	1,579	1,333	1,141	1,141	1,141
Total liabilities	54,717	53,582	53,234	53,189	54,274	55,687	56,577	57,489	58,731	60,402	62,027
Net assets	2,526,160	2,537,611	2,552,211	2,573,489	2,588,769	2,608,803	2,631,023	2,651,571	2,669,876	2,689,276	2,709,219
Equity											
Accumulated surplus	836,507	848,559	860,867	881,067	894,757	914,234	936,968	956,036	973,119	995,473	1,018,140
Reserves	1,689,653	1,689,052	1,691,344	1,692,422	1,694,012	1,694,569	1,694,055	1,695,535	1,696,757	1,693,803	1,691,079
Total equity	2,526,160	2,537,611	2,552,211	2,573,489	2,588,769	2,608,803	2,631,023	2,651,571	2,669,876	2,689,276	2,709,219

Manningham Council
10-Year Financial Plan 2023/24 to 2032/33

10-Year Financial Plan Projections – Statement of Changes in Equity

	Total	Accumulated Surplus	Revaluation Reserve	Other Reserves
	\$'000	\$'000	\$'000	\$'000
2023 Forecast Actual				
Balance at beginning of the financial year	2,512,712	822,326	1,676,124	14,262
Surplus/(deficit) for the year	13,448	13,448	-	-
Net asset revaluation increment/(decrement)	-	-	-	-
Transfers to other reserves	-	(4,074)	-	4,074
Transfers from other reserves	-	4,807	-	(4,807)
Balance at end of the financial year	2,526,160	836,507	1,676,124	13,529
2024				
Balance at beginning of the financial year	2,526,160	836,507	1,676,124	13,529
Surplus/(deficit) for the year	11,451	11,451	-	-
Net asset revaluation increment/(decrement)	-	-	-	-
Transfers to other reserves	-	(5,000)	-	5,000
Transfers from other reserves	-	5,601	-	(5,601)
Balance at end of the financial year	2,537,611	848,559	1,676,124	12,928
2025				
Balance at beginning of the financial year	2,537,611	848,559	1,676,124	12,928
Surplus/(deficit) for the year	14,600	14,600	-	-
Net asset revaluation increment/(decrement)	-	-	-	-
Transfers to other reserves	-	(7,140)	-	7,140
Transfers from other reserves	-	4,848	-	(4,848)
Balance at end of the financial year	2,552,211	860,867	1,676,124	15,220
2026				
Balance at beginning of the financial year	2,552,211	860,867	1,676,124	15,220
Surplus/(deficit) for the year	21,278	21,278	-	-
Net asset revaluation increment/(decrement)	-	-	-	-
Transfers to other reserves	-	(7,740)	-	7,740
Transfers from other reserves	-	6,662	-	(6,662)
Balance at end of the financial year	2,573,489	881,067	1,676,124	16,298
2027				
Balance at beginning of the financial year	2,573,489	881,067	1,676,124	16,298
Surplus/(deficit) for the year	15,280	15,280	-	-
Net asset revaluation increment/(decrement)	-	-	-	-
Transfers to other reserves	-	(6,525)	-	6,525
Transfers from other reserves	-	4,935	-	(4,935)
Balance at end of the financial year	2,588,769	894,757	1,676,124	17,888

Manningham Council
10-Year Financial Plan 2023/24 to 2032/33

10-Year Financial Plan Projections – Statement of Changes in Equity (continued)

	Total \$'000	Accumulated Surplus \$'000	Revaluation Reserve \$'000	Other Reserves \$'000
2028				
Balance at beginning of the financial year	2,588,769	894,757	1,676,124	17,888
Surplus/(deficit) for the year	20,034	20,034	-	-
Net asset revaluation increment/(decrement)	-	-	-	-
Transfers to other reserves	-	(10,050)	-	10,050
Transfers from other reserves	-	9,493	-	(9,493)
Balance at end of the financial year	2,608,803	914,234	1,676,124	18,445
2029				
Balance at beginning of the financial year	2,608,803	914,234	1,676,124	18,445
Surplus/(deficit) for the year	22,220	22,220	-	-
Net asset revaluation increment/(decrement)	-	-	-	-
Transfers to other reserves	-	(10,320)	-	10,320
Transfers from other reserves	-	10,834	-	(10,834)
Balance at end of the financial year	2,631,023	936,968	1,676,124	17,931
2030				
Balance at beginning of the financial year	2,631,023	936,968	1,676,124	17,931
Surplus/(deficit) for the year	20,548	20,548	-	-
Net asset revaluation increment/(decrement)	-	-	-	-
Transfers to other reserves	-	(7,800)	-	7,800
Transfers from other reserves	-	6,320	-	(6,320)
Balance at end of the financial year	2,651,571	956,036	1,676,124	19,411
2031				
Balance at beginning of the financial year	2,651,571	956,036	1,676,124	19,411
Surplus/(deficit) for the year	18,305	18,305	-	-
Net asset revaluation increment/(decrement)	-	-	-	-
Transfers to other reserves	-	(7,050)	-	7,050
Transfers from other reserves	-	5,828	-	(5,828)
Balance at end of the financial year	2,669,876	973,119	1,676,124	20,633
2032				
Balance at beginning of the financial year	2,669,876	973,119	1,676,124	20,633
Surplus/(deficit) for the year	19,400	19,400	-	-
Net asset revaluation increment/(decrement)	-	-	-	-
Transfers to other reserves	-	(6,300)	-	6,300
Transfers from other reserves	-	9,254	-	(9,254)
Balance at end of the financial year	2,689,276	995,473	1,676,124	17,679
2033				
Balance at beginning of the financial year	2,689,276	995,473	1,676,124	17,679
Surplus/(deficit) for the year	19,943	19,943	-	-
Net asset revaluation increment/(decrement)	-	-	-	-
Transfers to other reserves	-	(6,300)	-	6,300
Transfers from other reserves	-	9,024	-	(9,024)
Balance at end of the financial year	2,709,219	1,018,140	1,676,124	14,955

Manningham Council
10-Year Financial Plan 2023/24 to 2032/33

10-Year Financial Plan Projections – Statement of Cash Flows

	Forecast / Actual										
	2022/23	2023/24	2024/25	2025/26	2026/27	2027/28	2028/29	2029/30	2030/31	2031/32	2032/33
	\$'000	\$'000	\$'000	\$'000	\$'000	\$'000	\$'000	\$'000	\$'000	\$'000	\$'000
	Inflows (Outflows)	Inflows (Outflows)	Inflows (Outflows)	Inflows (Outflows)	Inflows (Outflows)	Inflows (Outflows)	Inflows (Outflows)	Inflows (Outflows)	Inflows (Outflows)	Inflows (Outflows)	Inflows (Outflows)
Cash flows from operating activities											
Rates and charges	120,473	124,046	126,763	130,673	135,757	141,030	145,085	149,665	154,261	159,020	163,925
Statutory fees and fines	2,843	3,587	3,884	4,123	4,169	4,284	4,441	4,539	4,593	4,723	4,880
User fees	8,479	9,397	10,243	10,664	11,243	11,754	12,146	12,554	12,976	13,409	13,861
Grants - operating	13,194	8,988	7,122	7,296	7,478	7,665	7,857	8,051	8,254	8,460	8,672
Grants - capital	4,336	2,513	1,731	7,662	2,432	1,715	4,265	3,800	1,806	1,838	1,870
Contributions - monetary	4,760	5,292	7,352	7,825	6,813	10,311	10,632	7,897	7,251	7,302	6,558
Interest received	2,500	3,200	1,800	1,560	1,400	1,200	1,200	1,200	1,280	1,500	1,700
Other receipts	874	122	118	122	126	131	135	140	145	150	155
Employee costs	(60,917)	(58,731)	(57,420)	(58,877)	(60,525)	(61,756)	(63,803)	(65,328)	(66,660)	(68,016)	(70,031)
Materials and services	(51,797)	(55,635)	(55,692)	(57,989)	(59,576)	(61,429)	(63,886)	(65,096)	(66,934)	(69,206)	(71,945)
Short-term, low value and variable lease payments	(430)	(430)	(432)	(443)	(454)	(465)	(477)	(489)	(501)	(513)	(526)
Net cash provided by/(used in) operating activities	44,315	42,349	45,469	52,616	48,863	54,440	57,595	56,933	56,471	58,667	59,119
Cash flows from investing activities											
Payments for property, infrastructure, plant and equipment	(52,641)	(53,864)	(45,229)	(57,221)	(50,013)	(69,147)	(71,382)	(52,644)	(51,134)	(49,830)	(48,873)
Proceeds from sale of property, infrastructure, plant and equipment	5,517	743	500	640	480	9,670	490	740	430	500	500
Proceeds from sale of investments	10,000	48,680	-	-	-	-	-	-	-	-	-
Net cash provided by/ (used in) investing activities	(37,124)	(4,441)	(44,729)	(56,581)	(49,533)	(59,477)	(70,892)	(51,904)	(50,704)	(49,330)	(48,373)
Cash flows from financing activities											
Interest paid - lease liability	(47)	(42)	(35)	(29)	(25)	(21)	(17)	(12)	(7)	(2)	-
Repayment of lease liabilities	(297)	(312)	(318)	(225)	(202)	(212)	(223)	(234)	(246)	(192)	-
Net cash provided by/(used in) financing activities	(344)	(354)	(353)	(254)	(227)	(233)	(240)	(246)	(253)	(194)	-
Net increase/(decrease) in cash & cash equivalents	6,847	37,554	387	(4,219)	(897)	(5,270)	(13,537)	4,783	5,514	9,143	10,746
Cash and cash equivalents at the beginning of the financial year	24,623	31,470	69,024	69,411	65,192	64,295	59,025	45,488	50,271	55,785	64,928
Cash and cash equivalents at the end of the financial year	31,470	69,024	69,411	65,192	64,295	59,025	45,488	50,271	55,785	64,928	75,674
Investments - Term deposits with maturity more than 90 days	58,680	10,000	10,000	10,000	10,000	10,000	10,000	10,000	10,000	10,000	10,000
Total Cash and Investments at the end of the financial year	90,150	79,024	79,411	75,192	74,295	69,025	55,488	60,271	65,785	74,928	85,674

Manningham Council
10-Year Financial Plan 2023/24 to 2032/33

10-Year Financial Plan Projections – Capital Works Expenditure Projections

	Forecast /											
	Actual	2022/23	2023/24	2024/25	2025/26	2026/27	2027/28	2028/29	2029/30	2030/31	2031/32	2032/33
		\$'000	\$'000	\$'000	\$'000	\$'000	\$'000	\$'000	\$'000	\$'000	\$'000	\$'000
Property												
Land		5,241	3,760	1,555	1,560	1,560	1,660	1,660	1,670	1,680	1,700	1,700
Total land		5,241	3,760	1,555	1,560	1,560	1,660	1,660	1,670	1,680	1,700	1,700
Buildings		1,835	1,952	3,400	1,266	-	-	-	-	-	-	-
Building improvements		6,846	5,582	3,491	3,777	4,486	4,095	4,066	4,505	4,365	4,640	5,148
Total buildings		8,681	7,534	6,891	5,043	4,486	4,095	4,066	4,505	4,365	4,640	5,148
Total property		13,922	11,294	8,446	6,603	6,046	5,755	5,726	6,175	6,045	6,340	6,848
Plant and equipment												
Plant, machinery and equipment		1,408	2,693	1,830	1,920	1,635	1,850	1,360	2,180	1,280	1,800	1,830
Fixtures, fittings and furniture		-	-	-	30	-	-	-	-	-	-	-
Computers and telecommunications		738	150	150	229	236	245	247	260	260	270	270
Artworks		283	305	130	131	132	133	133	135	135	150	150
Software		3,140	-	-	-	-	-	-	-	-	-	-
Total plant and equipment		5,569	3,148	2,110	2,310	2,003	2,228	1,740	2,575	1,675	2,220	2,250
Infrastructure												
Roads		9,955	14,876	9,747	11,773	14,698	15,361	14,200	14,678	17,684	12,192	14,445
Bridges		550	540	320	4,850	100	150	150	150	150	150	150
Footpaths and cycleways		4,638	4,540	5,813	4,913	4,936	4,481	4,275	5,195	4,975	4,950	5,265
Drainage		3,132	4,975	4,563	4,625	5,672	5,690	5,925	5,990	6,000	6,200	6,370
Recreational, leisure and community facilities		8,596	3,903	8,893	12,183	3,876	27,279	30,427	10,881	7,738	8,248	3,013
Waste management		125	-	-	-	3,400	-	-	-	-	-	-
Parks, open space and streetscapes		6,154	10,588	5,152	9,964	9,282	8,203	8,939	7,000	6,867	9,530	10,532
Off street car parks		-	-	185	-	-	-	-	-	-	-	-
Total infrastructure		33,150	39,422	34,673	48,308	41,964	61,164	63,916	43,894	43,414	41,270	39,775
Total capital works expenditure		52,641	53,864	45,229	57,221	50,013	69,147	71,382	52,644	51,134	49,830	48,873
Represented by:												
New asset expenditure		17,823	15,864	11,993	16,304	14,564	20,929	21,718	14,451	10,899	8,604	8,287
Asset renewal expenditure		23,317	22,355	20,626	24,239	24,156	30,355	31,426	27,198	26,702	28,037	27,527
Asset expansion expenditure		1,703	2,210	865	686	564	957	1,496	1,326	1,297	980	1,204
Asset upgrade expenditure		9,798	13,435	11,745	15,992	10,729	16,906	16,742	9,669	12,236	12,209	11,855
Total capital works expenditure		52,641	53,864	45,229	57,221	50,013	69,147	71,382	52,644	51,134	49,830	48,873
Funding sources represented by:												
Grants		5,657	3,960	2,951	8,719	2,432	1,715	4,265	3,800	1,806	1,838	1,870
Contributions		484	299	130	-	200	170	218	-	100	898	150
Council cash		39,621	38,049	29,340	35,601	36,221	52,669	49,405	37,634	38,992	37,640	37,629
Reserves		6,879	11,557	12,808	12,901	11,160	14,593	17,494	11,210	10,236	9,454	9,224
Total capital works expenditure		52,641	53,864	45,229	57,221	50,013	69,147	71,382	52,644	51,134	49,830	48,873

Manningham Council
10-Year Financial Plan 2023/24 to 2032/33

10-Year Financial Plan Projections – Statement of Human Resources

Staff expenditure	Forecast										
	2022/23	2023/24	2024/25	2025/26	2026/27	2027/28	2028/29	2029/30	2030/31	2031/32	2032/33
	\$'000	\$'000	\$'000	\$'000	\$'000	\$'000	\$'000	\$'000	\$'000	\$'000	\$'000
Staff expenditure											
Employee costs - operating	61,510	59,107	58,067	59,546	61,218	62,759	64,258	65,794	67,447	69,146	70,881
Employee costs - capital	3,121	3,003	3,081	3,155	3,231	3,308	3,387	3,468	3,552	3,637	3,725
Total staff expenditure	64,631	62,110	61,148	62,701	64,449	66,067	67,645	69,262	70,999	72,783	74,606

Staff numbers	Forecast										
	2022/23	2023/24	2024/25	2025/26	2026/27	2027/28	2028/29	2029/30	2030/31	2031/32	2032/33
	FTE	FTE	FTE	FTE	FTE	FTE	FTE	FTE	FTE	FTE	FTE
Full Time Equivalent (FTE) staff numbers											
Full Time Equivalent (FTE) Employees	532.2	505.5	478.4	477.5	477.4	477.4	477.4	477.4	477.4	477.4	477.4
Total Full Time Equivalent (FTE)	532.2	505.5	478.4	477.5	477.4	477.4	477.4	477.4	477.4	477.4	477.4

Manningham Council
10-Year Financial Plan 2023/24 to 2032/33

10-Year Financial Plan Projections – Summary of Planned Human Resources expenditure – by Directorate

	2023/24	2024/25	2025/26	2026/27	2027/28	2028/29	2029/30	2030/31	2031/32	2032/33
	\$'000	\$'000	\$'000	\$'000	\$'000	\$'000	\$'000	\$'000	\$'000	\$'000
CEO's Office										
Permanent - Full time	5,057	5,196	5,326	5,459	5,596	5,736	5,879	6,026	6,177	6,331
Women	3,324	3,415	3,501	3,588	3,678	3,770	3,864	3,961	4,060	4,161
Men	1,733	1,781	1,825	1,871	1,918	1,966	2,015	2,065	2,117	2,170
Persons of self-described gender	-	-	-	-	-	-	-	-	-	-
Permanent - Part time	453	465	477	489	501	514	526	540	553	567
Women	417	428	439	450	461	473	485	497	509	522
Men	36	37	38	39	40	41	42	43	44	45
Persons of self-described gender	-	-	-	-	-	-	-	-	-	-
Total CEO's Office	5,510	5,661	5,803	5,948	6,097	6,249	6,405	6,566	6,730	6,898
Experience and Capability										
Permanent - Full time	8,543	8,777	8,997	9,222	9,452	9,689	9,931	10,179	10,434	10,695
Women	4,811	4,943	5,067	5,193	5,323	5,456	5,593	5,732	5,876	6,023
Men	3,732	3,834	3,930	4,029	4,129	4,232	4,338	4,447	4,558	4,672
Persons of self-described gender	-	-	-	-	-	-	-	-	-	-
Permanent - Part time	1,712	1,759	1,803	1,849	1,895	1,942	1,991	2,040	2,091	2,144
Women	1,633	1,678	1,720	1,763	1,807	1,852	1,899	1,946	1,995	2,045
Men	79	81	83	85	88	90	92	94	97	99
Persons of self-described gender	-	-	-	-	-	-	-	-	-	-
Total Experience and Capability	10,255	10,537	10,800	11,070	11,347	11,631	11,922	12,220	12,525	12,838
Connected Communities										
Permanent - Full time	6,141	5,544	5,600	5,725	5,868	6,015	6,165	6,319	6,477	6,639
Women	4,679	4,071	4,091	4,178	4,283	4,390	4,499	4,612	4,727	4,845
Men	1,462	1,472	1,509	1,547	1,585	1,625	1,666	1,707	1,750	1,794
Persons of self-described gender	-	-	-	-	-	-	-	-	-	-
Permanent - Part time	5,651	4,147	4,251	4,357	4,466	4,578	4,692	4,809	4,929	5,053
Women	5,429	4,070	4,171	4,276	4,383	4,492	4,605	4,720	4,838	4,959
Men	222	77	79	81	83	85	87	90	92	94
Persons of self-described gender	-	-	-	-	-	-	-	-	-	-
Total Connected Communities	11,792	9,691	9,851	10,082	10,334	10,592	10,857	11,129	11,407	11,692
City Planning										
Permanent - Full time	8,705	8,944	9,168	9,397	9,632	9,873	10,120	10,373	10,632	10,898
Women	3,994	4,103	4,206	4,311	4,419	4,529	4,643	4,759	4,878	5,000
Men	4,711	4,841	4,962	5,086	5,213	5,344	5,477	5,614	5,755	5,898
Persons of self-described gender	-	-	-	-	-	-	-	-	-	-
Permanent - Part time	2,162	2,221	2,277	2,334	2,392	2,452	2,513	2,576	2,640	2,706
Women	1,623	1,667	1,709	1,752	1,796	1,840	1,886	1,934	1,982	2,031
Men	539	554	568	582	596	611	627	642	658	675
Persons of self-described gender	-	-	-	-	-	-	-	-	-	-
Total City Planning	10,867	11,166	11,445	11,731	12,024	12,325	12,633	12,949	13,272	13,604
City Services										
Permanent - Full time	15,354	15,776	16,170	16,575	16,989	17,414	17,849	18,295	18,753	19,222
Women	2,644	2,717	2,785	2,855	2,926	2,999	3,074	3,151	3,230	3,310
Men	12,709	13,059	13,385	13,720	14,063	14,415	14,775	15,144	15,523	15,911
Persons of self-described gender	-	-	-	-	-	-	-	-	-	-
Permanent - Part time	439	451	463	474	486	498	511	524	537	550
Women	283	291	298	305	313	321	329	337	345	354
Men	156	161	165	169	173	177	182	186	191	196
Persons of self-described gender	-	-	-	-	-	-	-	-	-	-
Total City Services	15,793	16,227	16,633	17,049	17,475	17,912	18,360	18,819	19,289	19,772
Casuals, temporary and other expenditure	4,890	4,785	5,014	5,338	5,482	5,549	5,617	5,765	5,923	6,077
Capitalised labour costs	3,003	3,081	3,155	3,231	3,308	3,387	3,468	3,552	3,637	3,725
Total staff expenditure	62,110	61,148	62,701	64,449	66,067	67,645	69,262	70,999	72,783	74,606

Manningham Council
10-Year Financial Plan 2023/24 to 2032/33

10-Year Financial Plan Projections – Summary of Planned Human Resources FTE – by Directorate

	2023/24	2024/25	2025/26	2026/27	2027/28	2028/29	2029/30	2030/31	2031/32	2032/33
	FTE	FTE	FTE	FTE	FTE	FTE	FTE	FTE	FTE	FTE
CEO's Office										
Permanent - Full time	34.4	34.4	34.4	34.4	34.4	34.4	34.4	34.4	34.4	34.4
Women	25.0	25.0	25.0	25.0	25.0	25.0	25.0	25.0	25.0	25.0
Men	9.4	9.4	9.4	9.4	9.4	9.4	9.4	9.4	9.4	9.4
Persons of self-described gender	-	-	-	-	-	-	-	-	-	-
Permanent - Part time	4.9	4.9	4.9	4.9	4.9	4.9	4.9	4.9	4.9	4.9
Women	4.5	4.5	4.5	4.5	4.5	4.5	4.5	4.5	4.5	4.5
Men	0.4	0.4	0.4	0.4	0.4	0.4	0.4	0.4	0.4	0.4
Persons of self-described gender	-	-	-	-	-	-	-	-	-	-
Total CEO's Office	39.3	39.3	39.3	39.3	39.3	39.3	39.3	39.3	39.3	39.3
Experience and Capability										
Permanent - Full time	63.4	63.4	63.4	63.4	63.4	63.4	63.4	63.4	63.4	63.4
Women	36.4	36.4	36.4	36.4	36.4	36.4	36.4	36.4	36.4	36.4
Men	27.0	27.0	27.0	27.0	27.0	27.0	27.0	27.0	27.0	27.0
Persons of self-described gender	-	-	-	-	-	-	-	-	-	-
Permanent - Part time	15.6	15.6	15.6	15.6	15.6	15.6	15.6	15.6	15.6	15.6
Women	14.8	14.8	14.8	14.8	14.8	14.8	14.8	14.8	14.8	14.8
Men	0.8	0.8	0.8	0.8	0.8	0.8	0.8	0.8	0.8	0.8
Persons of self-described gender	-	-	-	-	-	-	-	-	-	-
Total Experience and Capability	79.0	79.0	79.0	79.0	79.0	79.0	79.0	79.0	79.0	79.0
Connected Communities										
Permanent - Full time	51.3	44.5	43.7	43.5	43.5	43.5	43.5	43.5	43.5	43.5
Women	38.9	32.5	31.7	31.5	31.5	31.5	31.5	31.5	31.5	31.5
Men	12.3	12.0	12.0	12.0	12.0	12.0	12.0	12.0	12.0	12.0
Persons of self-described gender	-	-	-	-	-	-	-	-	-	-
Permanent - Part time	53.5	33.1	33.1	33.1	33.1	33.1	33.1	33.1	33.1	33.1
Women	50.8	32.3	32.3	32.3	32.3	32.3	32.3	32.3	32.3	32.3
Men	2.7	0.8	0.8	0.8	0.8	0.8	0.8	0.8	0.8	0.8
Persons of self-described gender	-	-	-	-	-	-	-	-	-	-
Total Connected Communities	104.7	77.6	76.7	76.6	76.6	76.6	76.6	76.6	76.6	76.6
City Planning										
Permanent - Full time	67.0	67.0	67.0	67.0	67.0	67.0	67.0	67.0	67.0	67.0
Women	33.0	33.0	33.0	33.0	33.0	33.0	33.0	33.0	33.0	33.0
Men	34.0	34.0	34.0	34.0	34.0	34.0	34.0	34.0	34.0	34.0
Persons of self-described gender	-	-	-	-	-	-	-	-	-	-
Permanent - Part time	21.1	21.1	21.1	21.1	21.1	21.1	21.1	21.1	21.1	21.1
Women	15.2	15.2	15.2	15.2	15.2	15.2	15.2	15.2	15.2	15.2
Men	5.9	5.9	5.9	5.9	5.9	5.9	5.9	5.9	5.9	5.9
Persons of self-described gender	-	-	-	-	-	-	-	-	-	-
Total City Planning	88.1	88.1	88.1	88.1	88.1	88.1	88.1	88.1	88.1	88.1
City Services										
Permanent - Full time	141.0	141.0	141.0	141.0	141.0	141.0	141.0	141.0	141.0	141.0
Women	23.5	23.5	23.5	23.5	23.5	23.5	23.5	23.5	23.5	23.5
Men	117.5	117.5	117.5	117.5	117.5	117.5	117.5	117.5	117.5	117.5
Persons of self-described gender	-	-	-	-	-	-	-	-	-	-
Permanent - Part time	4.2	4.2	4.2	4.2	4.2	4.2	4.2	4.2	4.2	4.2
Women	2.6	2.6	2.6	2.6	2.6	2.6	2.6	2.6	2.6	2.6
Men	1.6	1.6	1.6	1.6	1.6	1.6	1.6	1.6	1.6	1.6
Persons of self-described gender	-	-	-	-	-	-	-	-	-	-
Total City Services	145.2	145.2	145.2	145.2	145.2	145.2	145.2	145.2	145.2	145.2
Casuals and temporary staff										
Capitalised labour	25.7	25.7	25.7	25.7	25.7	25.7	25.7	25.7	25.7	25.7
Capitalised labour	23.4	23.4	23.4	23.4	23.4	23.4	23.4	23.4	23.4	23.4
Total staff numbers	505.5	478.4	477.5	477.4	477.4	477.4	477.4	477.4	477.4	477.4

14.4 2023/24 Budget Adoption and Declaration of Rates and Charges

File Number: IN23/360
Responsible Director: Chief Executive Officer
Attachments: 1 2023/24 Budget [↓](#)

EXECUTIVE SUMMARY

The Local Government Act 2020 (the Act) requires Council to prepare and adopt a Budget each year by 30 June (Section 94).

The 2023/24 Budget incorporating major initiatives and other initiatives has been prepared following extensive community engagement.

The proposed 2023/24 Budget was prepared in alignment with the community's priorities, the Council Plan 2021-2025 and the 10 Year Financial Plan. The document was endorsed 'in-principle' by Council at the Council Meeting on 30 May 2023.

Following the May 2023 Council Meeting, and in addition to the extensive community engagement that informed the development of the draft document, the proposed 2023/24 Budget was available on Council's website and hard copies were available at the Civic Centre and Council's libraries for public feedback and comments.

Three public submissions were received on the proposed 2023/24 Budget and proposed 10 Year Financial Plan. One of the submitters requested to speak to their submission at the Public Submissions Hearing. Council would like to acknowledge all submitters and other interested parties for their contribution to improving community outcomes arising from the budget process.

There have been some changes to the final 2023/24 budget and 10 Year Financial Plan documents. The key changes include:

- *The recent announcement by the State Government of an increase from 1 July 2023 in the Workcover levy average premium rate to 1.8%. This will impact Council by \$480k next year and \$5.4 million over the next 10 years.*
- *The Victorian Local Government Grants Commission Financial Assistance Grants budget for 2023/24 was increased by \$163k due to recent advice of our indicative allocations (higher than anticipated). This equates to an additional \$1.8 million over the next 10 years. Also, of note is that the 2022/23 forecast was increased by \$1.2 million to reflect the announcement that 75% of the 2023/24 allocation will be brought forward and paid by 30 June 2023.*
- *Interest income has been increased by a further \$800k next year to be \$3.20 million for 2023/24 due to increasing interest rates on Council's investments. Interest rates are influenced by the Reserve Bank of Australia's cash rate which has increased significantly by 4.0% since May 2022. The cash rate is now 4.10%.*
- *The 2023/24 Statutory Fees and Charges have now been included in our Fees & Charges Schedule following on from the recent release of updated Fee and Penalty Units for 2023/24 by the State Government.*

The 2023/24 Budget (Attachment 1) is presented for adoption.

COUNCIL RESOLUTION

MOVED: CR ANDREW CONLON
SECONDED: CR CARLI LANGE

That Council:

- A. Adopt the 2023/24 Budget as detailed in Attachment 1 to this report;**
- B. Declare the General Rate for the year commencing 1 July 2023 and ending 30 June 2024 as follows:**
- a Uniform Rate of 0.00155331 cents of each dollar on the Capital Improved Value for all rateable properties; and
 - an amount of \$104,143,581 is to be raised by general rates;
- C. Declare annual service charges for Waste Services as per Section 4.1.1 (i) of the 2023/24 Budget. An amount of \$17,496,186 is to be raised by annual service charges;**
- D. Declare Cultural and Recreational Lands be charged in lieu of rates as per Section 4.1.1 (o) of the 2023/24 Budget;**
- E. Offer a \$150.00 waiver on the 2023/24 General Rates for the principal place of residence who is the holder of a valid Low Income Health Care Card (“LI” designated card), provided that ratepayer makes an application to Council for the waiver by 30 June 2024;**
- F. Declare the Rates and Charges be payable by four instalments and due on:**
- | | | |
|----------|--------------------------|--------------------------|
| 1 | First Instalment | 30 September 2023 |
| 2 | Second Instalment | 30 November 2023 |
| 3 | Third Instalment | 28 February 2024 |
| 4 | Fourth Instalment | 31 May 2024 |
- G. Charge interest on Rates and Charges as provided under Section 172 of the Local Government Act 1989 and calculated on the basis of the current Penalty Interest Rate Act 1983, rate being 10.0 per cent for 2023/24; and**
- H. Notes that the Council Plan 2021-2025 does not require any adjustment in respect of the remaining period of the Council Plan.**

Councillor Laura Mayne appeared offline and left the meeting at 8:00pm.

PROCEDURAL MOTION

MOVED: CR ANNA CHEN
SECONDED: CR GEOFF GOUGH

That the meeting be adjourned for 10 minutes in accordance with sub rule 18.1 of the Governance Rules.

THE PROCEDURAL MOTION WAS CARRIED UNANIMOUSLY

The meeting was adjourned at 8:00pm

Councillor Laura Mayne returned to the meeting online at 8:06pm.

The meeting re-commenced at 8:10pm.

AMENDMENT

MOVED: CR STEPHEN MAYNE
SECONDED: CR TOMAS LIGHTBODY

That Council increase the 2023-24 general capital works budget for Council's 24 kindergartens from \$100,000 to \$300,000 with a focus on investment in playground infrastructure, consistent with the proposed record investment in 10 public open space playgrounds in 2023-24.

FOR (4): Councillors Deirdre Diamante, Tomas Lightbody, Laura Mayne and Stephen Mayne.

AGAINST (5): Councillors Anna Chen, Andrew Conlon, Geoff Gough, Michelle Kleinert and Carli Lange.

THE AMENDMENT WAS LOST

AMENDMENT

MOVED: CR STEPHEN MAYNE
SECONDED: CR TOMAS LIGHTBODY

That Council expand the 2023-24 capital works budget by \$300,000 for investment in perimeter netting at cricket and football ovals, with a focus on safety which includes bringing forward projects currently scheduled to commence in 2024-25 and beyond.

FOR (3): Councillors Deirdre Diamante, Tomas Lightbody and Stephen Mayne.

AGAINST (6): Councillors Anna Chen, Andrew Conlon, Geoff Gough, Michelle Kleinert, Carli Lange and Laura Mayne.

THE AMENDMENT WAS LOST

THE SUBSTANTIVE MOTION WAS PUT AND CARRIED UNANIMOUSLY

2. BACKGROUND

2.1 The 2023/24 Budget includes Council's annual operating and capital works budget and projections for four years. The Budget also includes major and other initiatives to deliver in 2023/24.

2.2 The key highlights of the 2023/24 Budget include:

- An operating budget of \$147 million to deliver more than 100 valuable services for our community.
- Our budget provides the funding for key initiatives in priority areas including sustainability, the environment, waste management, asset management, flood modelling, and water management.

- We will deliver on our Climate Emergency Action Plan to reduce the impacts of climate change. We have allocated \$13 million in our capital works program over the next four years for Circular Economy (Sustainability) initiatives
 - We will introduce waste management initiatives such as the introduction of the Food Organics Garden Organics (FOGO) service to reduce the amount of waste going to landfill
 - A significant investment of \$54 million into our Capital Works Program to renew, upgrade and expand Council's \$2.5 billion of community assets which includes a focus on funding core infrastructure such as footpaths, drainage, roads and open space. This is in addition to the \$20 million to maintain our important community assets included in our operating budget
 - An average general rate increase in line with the State Government's rate cap of 3.5% which is well below forecast inflation.
 - Conscious of cost of living pressures we are proposing to apply a \$50 increase (to \$150) in the low income rate rebate Council provided to holders of a Commonwealth Government Low Income (LI) Health Care Card
 - Waste service charge increases will be capped at 4.0%, well below the increased cost of waste services for Council
 - Continued support for rate payers undergoing financial difficulties through our financial hardship provisions
 - Our budget also provides funding for community led initiatives through our extensive community grants program.
 - Despite the challenging economic environment, we have continued to focus on ongoing financial sustainability through innovation and efficiencies, containment of expenditure at less than inflation. We are also seeking alternative sources of income to reduce the dependence on rate income such as ensuring that we strategically unlock the potential of our assets to enhance our financial sustainability.
- 2.3 Following the endorsement 'in-principle' on 30 May 2023, the proposed 2023/24 Budget and proposed 10 Year Financial Plan were placed on public display for feedback and comment.

3. DISCUSSION / ISSUE

- 3.1 Council would like to acknowledge the community for their contribution to improving community outcomes arising from the budget process. Comments and requests have been considered by Council (refer to the Communication and Engagement section of this report).

Operating Budget

- 3.2 The operating budget financial forecasts have been updated since the public display period in May and June 2023 to account for recent decisions by other tiers of government and the changing economic environment. The key changes are detailed below:

- The recent announcement by the State Government of an increase from 1 July 2023 in the Workcover levy average premium rate to 1.8%. This will impact Council by \$480k next year and \$5.4 million over the next 10 years.
- The Victorian Local Government Grants Commission Financial Assistance Grants budget for 2023/24 was increased by \$163k due to recent advice of our indicative allocations (higher than anticipated). This equates to an additional \$1.8 million over the next 10 years. Also, of note is that the 2022/23 forecast was increased by \$1.2 million to reflect the announcement that 75% of the 2023/24 allocation will be brought forward and paid by 30 June 2023.
- Interest income has been increased by a further \$800k next year to be \$3.20 million for 2023/24 due to increasing interest rates on Council's investments. Interest rates are influenced by the Reserve Bank of Australia's cash rate which has increased significantly by 4.0% since May 2022. The cash rate is now 4.10%.

2023/24 Fees and Charges

- 3.3 2023/24 Fees and Charges will generally increase by forecast CPI. CPI is forecast to be 4.0% in 2023/24.
- 3.4 The 2023/24 Statutory Fees and Charges have now been included in our Fees & Charges Schedule following on from the recent release of updated Fee and Penalty Units for 2023/24 by the State Government.
- 3.5 The detailed 2023/24 Fees and Charges Schedule is contained in Section 6 of the 2023/24 Budget document (Attachment 1).

Rates

- 3.6 Manningham is compliant with the State Government rate cap with the average general rate rise set at 3.50% for 2023/24.
- 3.7 In addition to the legislative requirement to offer payment of rates by four instalments as detailed in recommendation "F", Council also offers a 10 instalment direct debit option to ratepayers. Council does not offer a payment in full option for rates and charges.

Waste Service Charge

- 3.8 The cost to Council for waste management is anticipated to increase driven in part by the continued significant increases in the State Government landfill levy charged to councils. Despite this, the Waste service charge increases will be capped at 4.0%, well below the increased cost of waste services for Council.

Rates and property valuation movements

- 3.9 The Valuer-General Victoria (VGV) has the responsibility for annual property valuations under the Valuation of Land Act 1960 ("the Act"). Under section 6(1) of the Act, the VGV general valuation is to be made of all rateable and non-rateable leviable land within the municipality as at 1 January 2023.
- 3.10 The 2023 General Valuation indicated an overall average decrease of 1.2% in the Capital Improved Value ("CIV") over the one year period from the 2022 general revaluation to the 2023 general revaluation, for all rateable properties.

3.11 The effect has seen the following average movements in valuations:

Sector	Capital Improved Value (CIV)
Residential	-1.7%
Commercial	+6.1%
Industrial	+42.0%
Total Rateable Property	-1.2%

The overall average decrease in the CIV for all rateable properties is seen as a reflection of a cooling property market especially in the residential market.

3.12 The effect of the general valuation is to adjust the apportionment of rates across all rateable properties. Whilst this assists in the equitable distribution of rates liability on the basis of property values, it also results in the rates for individual properties moving by varying amounts depending on shifts in values throughout the municipality.

3.13 The overall average decrease in property valuations (CIV) is 1.2% in Manningham this year. The movement in values across the municipality has not been even across individual properties:

- If your property valuation has decreased in line with the average valuation decrease of 1.2%, your rates will increase by approximately 3.50% (the rate cap);
- If your property valuation has decreased by more than the average decrease in value, your rates will increase by less than 3.50% or decrease in some cases;
- If your valuation has decreased by less than the average decrease in value or increased in value, your rates will increase by more than 3.50%.

3.14 The table below summarises the average movement in property valuations (CIV) by suburb.

Postcode	Suburb	No. of Properties	Ave. 2022 CIV	Ave. 2023 CIV	% Value Change
3105	Bulleen	4,963	\$1,212,218	\$1,162,605	-4.09%
3108	Doncaster	12,792	\$1,202,378	\$1,171,717	-2.55%
3109	Doncaster East	12,972	\$1,164,666	\$1,157,110	-0.65%
3111	Donvale	4,951	\$1,278,827	\$1,290,425	0.91%
3131	Nunawading	146	\$1,036,952	\$1,072,534	3.43%
3114	Park Orchards	1,277	\$1,772,547	\$1,857,946	4.82%
3134	Ringwood North	127	\$1,615,787	\$1,626,406	0.66%
3106	Templestowe	6,609	\$1,485,823	\$1,471,805	-0.94%
3107	Templestowe Lower	5,804	\$1,206,441	\$1,166,289	-3.33%
3113	Warrandyte	2,084	\$1,456,011	\$1,456,119	0.01%
3134	Warrandyte South	216	\$1,903,445	\$1,902,950	-0.03%
3115	Wonga Park	1,110	\$1,595,513	\$1,611,357	0.99%
	Total	53,051	\$1,271,751	\$1,255,825	-1.25%

Financial Hardship

- 3.15 Council will continue to provide a Council funded rate rebate for holders of a Commonwealth Government Low Income (LI) Health Care Card. This has been increased by Council to \$150.00 in 2023/24 which is up from the previous \$100.00.
- 3.16 Council will also continue to provide financial hardship provisions to help ratepayers who are experiencing difficulty in paying their rates.

4. COUNCIL PLAN / STRATEGY

- 4.1 The Budget has been prepared with reference to the current adopted four year Council Plan 2021-2025 and Council's 10 Year Financial Plan. The Budget and 10 Year Financial Plan outline the financial and non-financial resources to be applied by the Council to achieve the strategic objectives detailed in the Council Plan.
- 4.2 Progress against the Budget and Council Plan will be reported periodically through the quarterly CEO Report and the Annual Report.
- 4.3 Section 90 of the Local Government Act 2020 (the Act) requires Councils to develop or review the Council Plan in accordance with its deliberative engagement practices and adopt the Council Plan by 31 October in the year following a general election. Council adopted the Council Plan 2021-2025 on 24 August 2021.
- 4.4 The Council Plan 2021-2025 does not require any adjustment in respect of the remaining period of the Plan.

5. IMPLEMENTATION

- 5.1 Finance / Resource Implications
- 5.1.1 The 2023/24 Budget has been prepared in alignment with the community's priorities, the Council Plan and the 10 Year Financial Plan.
- 5.1.2 The budget adopts a balanced budget approach. Strategies are being implemented to ensure that Council remains financially sustainable in the long term, and has the capability to continue to provide relevant and cost effective services and infrastructure for our community following the introduction of a rate cap by the State Government.
- 5.1.3 The Key Financial Indicators project Council to continue to be in a sound financial position over the four year period.
- 5.2 Communication and Engagement
- 5.2.1 The proposed 2023/24 Budget was endorsed 'in-principle' by Council on Tuesday 30 May 2023 and placed on Council's website and hard copies were made available at the Civic Centre and Council's libraries for public feedback and comments.
- 5.2.2 In addition to the recent public display of the proposed 2023/24 Budget in May and June 2023, Council engaged and consulted with the community during the development of the budget through:

- A community survey in late 2020 on the communities priorities which highlighted the importance of good governance and ongoing financial sustainability;
- A Community Panel in March 2021 that provided input into the longer term 10 Year Financial Plan;
- Online consultation periods during 2021 and most recently in November 2022 to January 2023 on “Your Say Manningham” inviting the community to provide Council with their ideas and input into budget development which helped guide this Plan;
- Public display of the proposed 10 Year Financial Plan during May and June 2023, inviting the community to provide comments; and
- A rigorous development and review process involving Councillors and Council officers.

5.2.3 The Community Panel provided invaluable input on a range of financial considerations. For example in terms of revenue and funding sources, the Community Panel recommended the following:

- Asset sales – Council to prioritise renewal of assets, rather than selling assets to fund major projects
- Cost recovery – full user pays for commercial, but not for community use
- Council to provide a subsidy for community/not-for-profit or where benefit for whole community can be demonstrated
- Loan borrowings – Council to consider loan borrowings only if specific criteria are met (e.g. low interest rates, positive financial return, and major community infrastructure)
- Charge rental income for tenants – full charge for commercial tenants, subsidised for other tenants
- Government grants – seek grants and advocate to other levels of government for funding
- Commercial or not-for profit co-contribution partnership – Council to consider this where alignment can be demonstrated with community values.

5.2.4 The proposed Budget document was placed on public display during May and June 2023 on Council’s website and hard copies were available at the Civic Centre and libraries. Council encouraged community input and comments including via the ‘Your Say Manningham’ website where the document could also be viewed.

5.2.5 There were three submissions / comments received from the community during the public display period in May and June 2023. The submissions / comments related to:

Submitter 1:

Bulleen Templestowe Basketball Club ("Bulleen Boomers") have requested that funds be included in the budget for air conditioning at Council's Sheahan's Road, Bulleen stadium.

The club asked to present their submission at the Public Submissions Hearing.

Officer comment:

In response to the submission, Council has now allocated \$100k in the 2023/24 Capital Works Program for the installation of air conditioning at the Sheahan's Road, Bulleen basketball stadium.

Submitter 2:

Suggested that the \$4.0 million 2023/24 budget for road resurfacing was "a little light on given the current condition of many of our main roads".

Officer comment:

Council has spent a significant amount of funding resurfacing our local roads over the past few years. The resurfacing funding is being used to renew our local road network and we have used road condition survey data and our Asset Management Plan to determine an appropriate funding model. Arterial (main) roads are the responsibility of the State Government to fund and we have been advocating strongly to the State for improvements to these roads.

Submitter 3:

Expressed concerns with a range of matters including staff costs, "waste of money" on footpath construction, and "overdevelopment" with high rise apartment buildings. Requested that "a local council should only be concerned with fair Rates, Roads upkeep and Rubbish collection".

Officer comment:

The provision of footpaths along one side of our local roads is a priority for Council with additional money being allocated in the budget for new paths.

For arterial roads like Blackburn Road it is considered essential to provide footpaths that link the residential areas to community facilities like reserves, shops, churches and bus stops. The provision of a footpath on one side of an arterial road only is not considered reasonable as it may require pedestrians to have to cross the road regularly without the aid of traffic signals to access these facilities. Concrete is being used for new footpaths as it has a life expectancy of over 80 years and needs far less maintenance or renewal than alternatives such as asphalt or gravel.

5.3 Timelines

The 2023/24 Budget is presented to Council for adoption.

6. DECLARATIONS OF CONFLICT OF INTEREST

No Officers involved in the preparation of this report have any general or material conflict of interest in this matter.

2023/24 Budget



Contents

	Page
Mayors and CEO's Introduction	2
Budget Summary	5

Budget Reports

1.	Link to the Integrated Planning and Reporting Framework	12
2.	Services and service performance indicators	15
3.	Financial statements	28
3.1	Summary of Planned Human Resources Expenditure and FTE	34
4.1 - 4.5	Notes to the financial statements	37
4.6.1 - 4.6.3	Capital works program	52
4.6.4	Summary of Planned Capital Works Expenditure	62
4.6.5	Four Year Capital Works Program Detail	65
5.	Performance indicators	72
6.	Schedule of fees and charges	76

Mayor and CEO's Introduction

We are pleased to present our 2023/24 Budget. Following a rigorous review by Councillors and management, this budget aligns with our community's priorities.

We have undertaken significant community engagement to help inform our key plans and strategies, including our Community Vision, Council Plan, 10-year Financial Plan, our Revenue and Rating Plan and this 2023/24 Budget.

We're delivering for our community with an operating budget of \$147 million to deliver more than 100 valuable services for our community.

- Our budget provides the funding for key initiatives in priority areas including sustainability, the environment, waste management, asset management, flood modelling, and water management
- We will deliver on our **Climate Emergency Action Plan** to reduce the impacts of climate change. We have allocated \$13 million in our capital works program over the next four years for Circular Economy (sustainability) initiatives
- We will introduce waste management initiatives such as the introduction of the Food Organics Garden Organics (FOGO) service to reduce the amount of waste going to landfill
- We are conscious of **cost of living pressures** in our community and propose over \$1 million of relief measures by capping the increase to the waste service charge, increasing our low income rate rebate and are introducing subsidies for school holiday programs
- Although inflation (CPI) is forecast to be 4% in 2023/24 our average general rate increase will be in line with the State Government's rate cap of 3.5%
- We are proposing to apply a \$50 increase (to \$150) in the low income rate rebate Council provided to holders of a Commonwealth Government Low Income (LI) Health Care Card
- We are also capping our waste service charge increases at 4%, well below the 10% increased cost of waste services for Council which is impacted by ongoing significant annual increases in the State Government landfill levy charged to Councils. The State Government landfill levy costs ratepayers almost \$2 million per annum
- We will continue to support rate payers undergoing financial difficulties through our financial hardship provisions
- Our budget also provides funding for community led initiatives through our extensive \$1.5 million community grants programs
- Council continues to face large cost escalations due to the current economic environment. The cost increases to Council for service delivery and our capital works program are significantly higher than the reported inflation. Factors include increases to the cost of external service contracts and capital works project costs (materials and contract labour)
- Cost-shifting from the State Government to the local government sector also has a major impact on our budget. Cost shifting happens when other levels of Government reduce, in real terms, payments to local government but maintain a requirement for the same level of service delivery or require Councils to perform new functions without adequate resources. The impact of State Government cost-shifting onto Manningham Council is close to \$13 million per annum
- Despite the challenging economic environment, we have continued to focus on **ongoing financial sustainability** through innovation and efficiencies, containment of expenditure at less than inflation. We are also seeking alternative sources of income to reduce the dependence on rate income such as ensuring that we strategically unlock the potential of our assets to enhance our financial sustainability.

We're delivering on our Council Plan. This includes:

- \$38 million for a Healthy Community
- \$24 million for Liveable Places and Spaces
- \$22 million for a Resilient Environment
- \$5 million for a Vibrant Prosperous Economy
- \$31 million for a Well Governed Council.

We are **continuing to invest in our community infrastructure** with an extensive \$54 million capital works program in 2023/24 to maintain and enhance Council's \$2.5 billion of community assets. This is in addition to the \$20 million allocated next year in our operating budget to maintain our important community assets.

We are planning strategically for the long term. Over the next 10 years we aim to deliver a \$549 million program of capital works and a \$224 million infrastructure maintenance program including:

- Building better connections through our roads program with \$140 million capital works for Roads renewal and upgrade (plus \$11 million for roads maintenance)
- Renewing and upgrading community facilities including environmentally sustainable design with \$116 million capital works planned for Recreation, Leisure and Community Facilities (plus \$17 million for sportsground and leisure centre maintenance)
- Enhancing our parks, reserves and streetscapes with \$86 million capital works for the open space, parks and streetscapes beautification and improvement program (plus \$125 million for maintenance)
- A large investment in our drainage program to protect our environment with \$56 million capital works for new and upgraded drainage (plus \$26 million for drainage maintenance)
- A Building Improvement program of \$51 million capital (plus \$32 million for Building maintenance)
- Creating better pedestrian links and expanding our footpaths and cycleways with \$49 million capital for footpaths and cycleways (plus \$10 million for footpath maintenance)
- \$16.5 million to purchase property to increase the open space within our Municipality
- Circular Economy (sustainability) initiatives of \$14.1 million will be delivered over the next 10 years as part of our Climate Emergency Action Plan.

Some of the many highlights of Council's extensive capital works program of \$53.9 million for 2023/24 include:

- **\$15.4 million for roads and bridges** – This includes \$4.0 million for road resurfacing, \$2.5 million for Tram / Merlin Traffic Signals, \$1.8 million for Major Road Lights - LED & Smart Controls Retrofit, \$1.5 million for Jumping Creek Road, \$1.0 million for Websters Road and \$1.0 million for Fitzsimons Lane and Main Road Corridor (Templestowe Route).
- **\$11.3 million for property works and acquisitions** – This includes including \$3.8 million on property acquisitions, \$1.4 million on the exterior of MC², \$0.9 million on the expansion of Tunstall Square Kindergarten, \$0.9 million on the Finn Reserve Scout Hall, \$0.7 million for Solar Panels installation program, \$0.6 million on general building refurbishments, \$0.5 million on the Schramm's Cottage Museum Complex Visitor Centre and \$0.5 million on Public Toilets.
- **\$10.6 million for parks, open space and streetscapes** – This includes \$2.3 million for Hepburn Reserve, \$1.7 million for Ruffey Creek Linear Park, \$1.0 million for Ruffey Lake Park Playground upgrade - Victoria Street, \$0.8 million for Ruffey Creek Linear Park, \$0.8 million for Ruffey Lake Park Pedestrian Bridges and Boardwalk and \$0.6 million for the Swanston Reserve Skate Facility.

- **\$5.0 million for drainage** – This includes \$1.5 million for Melbourne Hill, \$0.7 million for Brackenbury Street ROW, \$0.7 million for Arundel Road / Pine Avenue and \$0.6 million for Everard Drive.
- **\$4.5 million for footpaths and cycleways** – This includes \$1.0 million for renewal of existing footpaths, \$0.6 million for the Taroona Avenue Shard Path, \$0.5 million on the Main Yarra Trail extension to Warrandyte, \$0.3 million for a new footpath in Parker Street, \$0.3 million for a new footpath in Walker Street and \$0.2 million for footpaths in parks.
- **\$3.9 million for Recreational and Community facilities** – This includes \$0.6 million for Wonga Park Netball Courts, \$0.5 million for the Aquarena 50m Pool, \$0.4 million for Rieschiecks Reserve Management Plan (incl. Waldau), \$0.4 million for Donvale Bowls, \$0.4 million for Park Orchards Tennis Club, \$0.3 million for Tennis Court Strategy, \$0.2 million for Park Orchards Tennis Club and \$0.2 million for Public Tennis Court Improvement Works (Koonung Park).
- **\$3.1 million for plant and equipment including public artworks.**

In addition to the above extensive Capital Works Program, Council has included \$20 million in our operating budget in 2023/24 to maintain our important community assets.

Our 2023/24 Budget has been prepared based on community feedback and input including:

- An online consultation period during November 2022 to January 2023 on “Your Say Manningham” inviting our community to provide Council with their priority areas for funding which helped guide this budget. Our community wanted us to invest in parks and open spaces, maintenance, cleaning, recycling and waste management, roads, drainage, the environment and sustainability, recreation, footpaths and cycling infrastructure, and this budget delivers on this.
- A further online consultation period during May and June 2023 on “Your Say Manningham” inviting our community to provide their feedback on the Budget document, and
- A rigorous budget development and review process involving Councillors and Council officers with reference to our Community Vision and Council Plan 2021-2025.



Cr Deirdre Diamante
MAYOR



Andrew Day
CEO

Budget Summary

The 2023/24 Budget has been through a rigorous process of review by Councillors and management to ensure that it aligns with our community's priorities and will help meet the objectives set out in our Council Plan. Council has engaged and consulted with our community throughout its development.

The 2023/24 Budget balances the demand for services and infrastructure with the community's capacity to pay. The 2023/24 Budget represents the first four years of a longer term 10-year Financial Plan.

Strategic Budget Principles

The 2023/24 Budget and 10-year Financial Plan are based on a number of Budget Principles. These principles guide the development of the operating and capital budgets and ensure that a consistent approach is applied. The Budget Principles are:

- Financially sustainable Council - improving financial sustainability to enable Council to respond to financial challenges now and into the future.
- Live within our means - do not spend more than we have or which will diminish Council's long term financial sustainability.
- Prioritised funding - align resources to Council Plan priorities and funding based on demonstrated need.
- An average minimum of 33% of rate funds applied to the capital program.
- Consistent funding for technology and innovation.
- Priority to funding capital renewal before investing in new or expanded assets.
- An annual allocation of 50% of the underlying surplus to Council's Strategic Fund to create capacity for major community infrastructure projects and strategic property acquisition and development opportunities. This fund provides long term community benefit and will enable Council to reduce the reliance on rate income by creating opportunities for other revenue streams to ensure long term financial sustainability.
- Adherence to the projected State Government annual rate cap - it is not proposed to seek a variation for a higher rate increase beyond the rate cap.
- Council may vary its annual Capital Works Program during the year to ensure the maximum benefit is achieved from funds available and to offset delays in project delivery beyond Council's control.

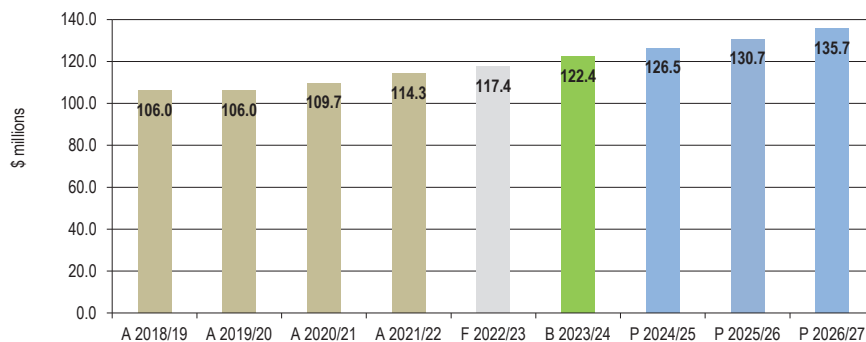
In developing forward budget projections, the following factors were used:

- Labour costs to rise by projected Enterprise Agreement increases.
- The rate cap is assumed to be 3.50% for 2023/24; 2.75% for 2024/25; 2.50% for 2025/26; and 2.50% for 2026/27.
- CPI is assumed to be 4.0% for 2023/24; 2.75% for 2024/25; 2.50% for 2025/26; and 2.50% for 2026/27.
- Fees and charges to increase generally by 4.0% (in line with the rate of inflation).
- Grants revenue included where there is high probability of securing the grant for the budget and forecast years.
- Grants revenue has been escalated by up to CPI unless advised otherwise.
- Contract costs to increase in line with existing contract provisions. All other general material increases are capped at CPI or lower than CPI.

- Construction and building material costs to increase in line with the Building Price Index.
- All new capital work proposals to be based on a detailed business case.
- The creation of a 'Strategic Fund' to create the resourcing capacity for Council to engage in strategic property acquisition and development opportunities and major community, recreational and leisure infrastructure development opportunities. This fund provides long term community benefit and will enable Council to reduce the reliance on the rate income by creating opportunities for other revenue streams to ensure long term financial sustainability.

Key budget information about the rate increase, operating result, financial sustainability, services, cash and investments, capital works and financial position is provided below.

Rates and charges



A= Actual F= Forecast B= Budget P= Projections

Council raises general rates to fund universally accessed services and capital infrastructure, and waste charges to fund the collection and disposal of waste. In the changing environment that Council operates in, Council has been focusing on improving operational efficiency, implementing new revenue streams and cost saving opportunities. These strategies will help to address the State Government rate cap, while still maintaining services and preserving our investment in community infrastructure.

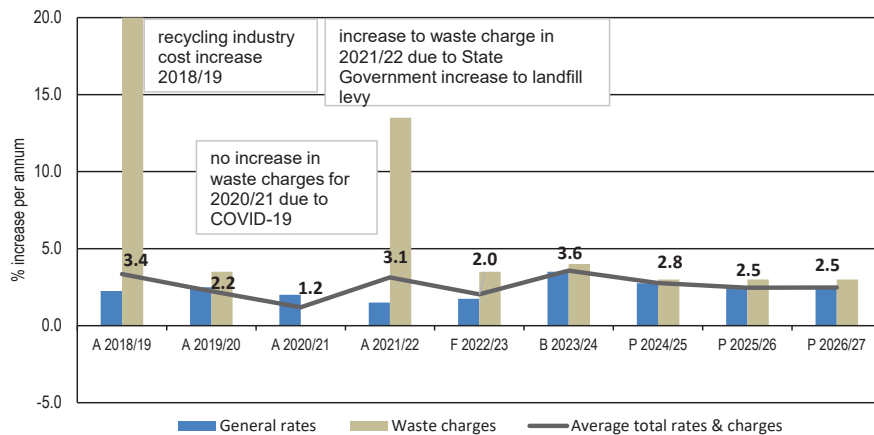
For 2023/24, general rates will increase by an average of 3.50 per cent in line with the State Government rate cap. Council also levies a waste service charge to all properties for the cost of collecting and disposal of waste and recyclable material. This annual charge is usually calculated on a cost recovery basis, however with Council being cognisant of the cost of living pressures in the community, the waste service charge will only increase by 4.0 per cent in 2023/24 despite a 10.0 per cent increase in the cost to Council of collecting and disposing of waste and recyclable materials in 2023/24.

The total rates and charges bill for an average property is projected to increase by \$78.47 or 3.6 per cent to \$2,272.69. This is lower than the CPI forecast of 4.0 per cent for 2023/24.

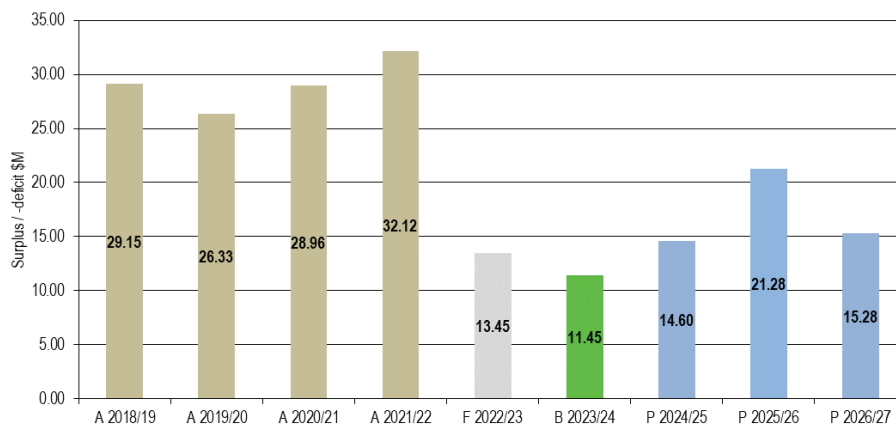
The chart below shows the comparison of general rates, waste charges and average rates and charges movements for the period 2018/19 through to the forecast 2026/27 movement. Refer to Section 4.1.1 Rates and Charges for further details.



General rates, waste charges and average rates and charges movements



Operating Result

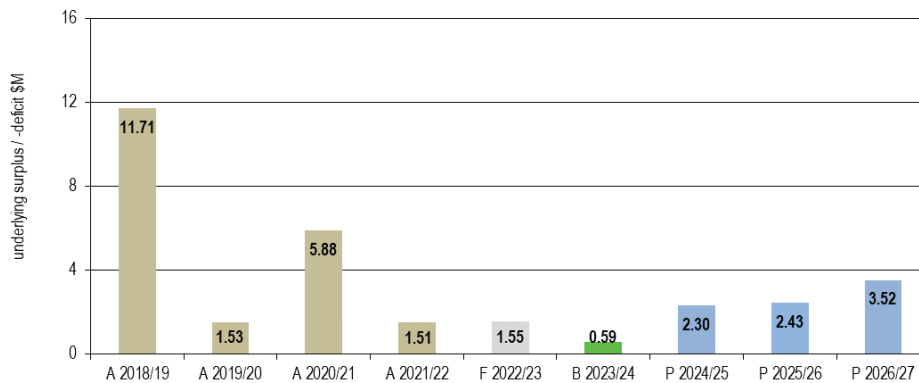


The budgeted operating result (income less expenses) for the 2023/24 year is a surplus of \$11.45 million, a slight reduction over the 2022/23 forecast result. Refer to Section 4.1 Comprehensive Income Statement for further details.

A strong surplus is required to fund Council's extensive capital works program and to ensure that it has sufficient reserves to meet financial challenges that may arise in the future. During the projected four-year period, Council is projecting to maintain an average operating surplus of approximately \$16 million which underpins a financially sustainable organisation.

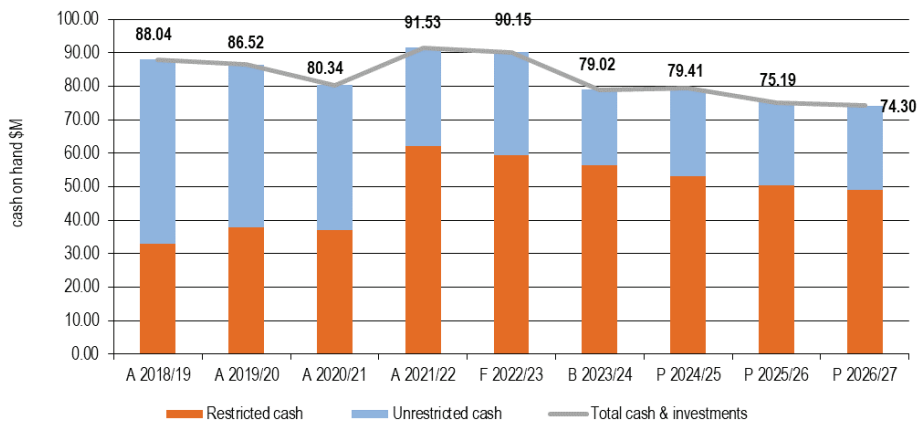


Underlying Surplus (a measure of financial sustainability)



The 2023/24 budget with projections for the following three years (2024/25 to 2026/27) has been developed to assist Council in adopting a budget within a longer term prudent financial framework. The key objective is financial sustainability in the medium to long term, while still achieving the Council’s strategic objectives as specified in the Council Plan. One measure of financial sustainability is the underlying result, which excludes capital income, developer income (cash and non-cash) and proceeds from asset sales from the operating surplus. A strong underlying surplus is required to fund Council’s extensive capital works program and to ensure that it has sufficient reserves to meet financial challenges that may arise in the future. During the projected four-year period, Council is projecting to maintain an average underlying surplus of approximately \$2.2 million which underpins a financially sustainable organisation.

Cash and investments



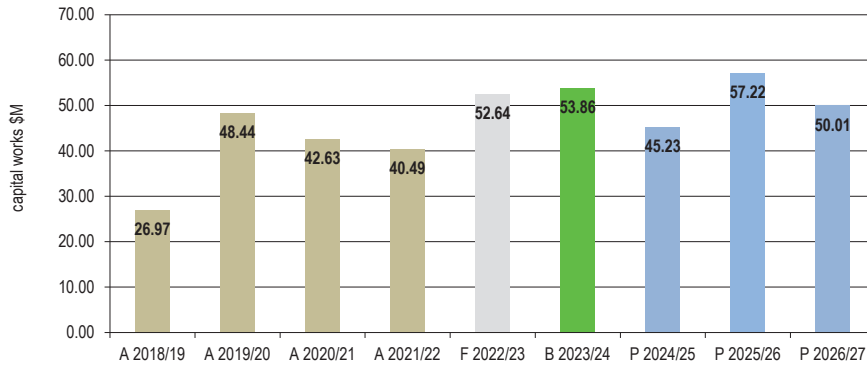
As at 30 June 2024, cash and investments are expected to decrease by \$11.13 million to \$79.02 million. Council is forecast to still maintain a strong cash balance which is consistent with Council’s strategy to improve our long-term financial sustainability.



Council holds cash balances to fund the daily working capital requirements, support cash backed reserves required by legislation and for future intended uses as directed by Council. Of the \$79.02 million cash and investments balance, cash that is restricted or has an intended use totals \$56.43 million, leaving an unrestricted cash balance of \$22.59 million as at 30 June 2024.

Refer Sections 4.2 and 4.5 for detailed analysis of the cash position and components of restricted cash.

Capital works

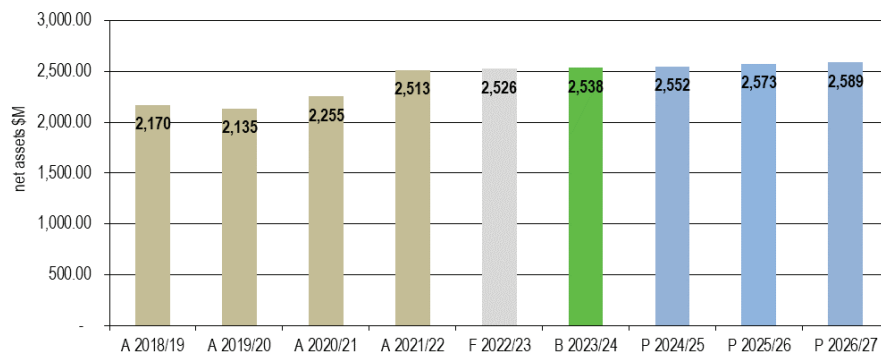


The capital works program for the 2023/24 year is budgeted to be \$53.86 million comprising of \$15.42 million for roads and bridges, \$10.59 million for parks and open space, \$7.53 million for community buildings, \$4.98 million for drainage improvements, \$4.54 million for footpaths and cycleways and \$3.90 million for recreation, leisure and community facilities. In addition, \$1.80 million has been budgeted for land purchases to increase open space within the Municipality and \$1.96 million for the Strategic Land Acquisition Program.

The capital program is funded through \$38.05 million (or 70.6 per cent) of Council's cash generated through the operating result, \$11.56 million (or 21.5 per cent) from reserves and developer contributions, \$3.96 million (7.4 per cent) from external grants, \$0.30 million (or 0.6 per cent) from capital contributions. The capital works program has been set and prioritised through the development of sound business cases and consultation with stakeholders. Capital works is forecast to be \$52.64 million for the 2022/23 year.



Financial position



Manningham's financial position is projected to improve with net assets (total assets less total liabilities) budgeted to increase by \$12 million to \$2,538 million. The increase in net assets mainly arises from the new assets added to Council's balance sheet from the capital works program detailed in Section 4.6 of this report. Net assets are forecast to be \$2,526 million as at 30 June 2023.

Refer Section 4.2 for an analysis of the budgeted financial position.

Council expenditure allocations

This chart provides an indication of how Council allocates its expenditure across the main services that it delivers. It shows how much is allocated to each service area for every \$100 that Council spends. Council overheads, governance costs and administrative costs are allocated to our external facing services using an internal overhead allocation model.

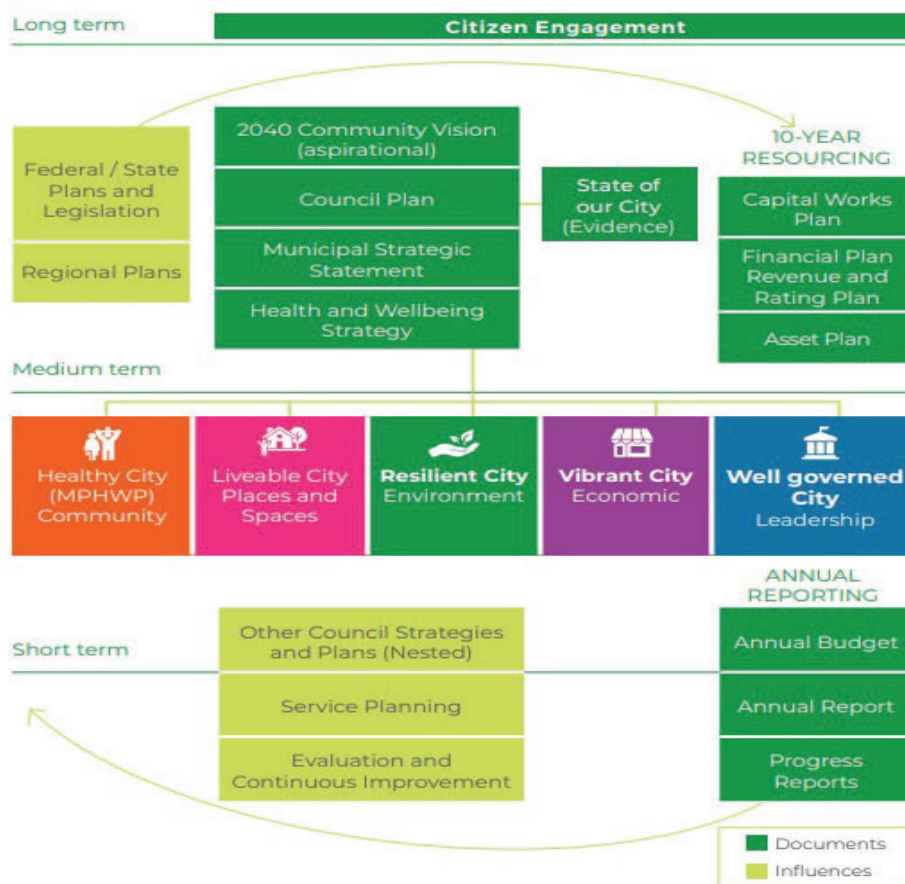


1. Link to the Integrated Planning and Reporting Framework

This section describes how the Budget links to the achievement of the Community Vision and Council Plan within an overall integrated strategic planning and reporting framework. This framework guides the Council in identifying community needs and aspirations over the long term (Community Vision and Financial Plan), medium term (Council Plan, Workforce Plan, and Revenue and Rating Plan) and short term (Budget) and then holding itself accountable (Annual Report).

1.1 Legislative planning and accountability framework

The Budget is a rolling four-year plan that outlines the financial and non-financial resources that Council requires to achieve the strategic objectives described in the Council Plan. The diagram below depicts the integrated strategic planning and reporting framework that applies to local government in Victoria. At each stage of the integrated strategic planning and reporting framework there are opportunities for community and stakeholder input. This is important to ensure transparency and accountability to both residents and ratepayers.



The timing of each component of the integrated planning framework is critical to the successful achievement of the planned outcomes.



1.1.2 Key planning considerations

Service level planning

Although councils have a legal obligation to provide some services — such as animal management, local roads, food safety and statutory planning — most council services are not legally mandated, including some services closely associated with councils, such as libraries, building permits and sporting facilities. Further, over time, the needs and expectations of communities can change. Therefore, councils need to have robust processes for service planning and review to ensure all services continue to provide value for money and are in line with community expectations. In doing so, councils should engage with communities to determine how to prioritise resources and balance service provision against other responsibilities such as asset maintenance and capital works.

Community consultation needs to be in line with a council's adopted Community Engagement Policy and Public Transparency Policy.

1.2 Our purpose

Our Vision

Manningham is a peaceful, inclusive and safe community. We celebrate life with its diverse culture, wildlife and natural environment. We are resilient and value sustainable and healthy living, a sense of belonging, and respect for one another.

Our mission

A financially sustainable Council that listens, consults and acts with integrity, value and transparency

Our values

Manningham City Council values are Working Together, Excellence, Accountability, Respectful and Empowered. Our values are the cornerstone of our organisation, guiding our behaviours, decisions and culture.

1.3 Strategic objectives

At the start of each term, Council develops a Plan in consultation with the community, to guide Council's direction over its four-year term. Manningham's current Council Plan 2021-25 includes five Strategic Objectives (or themes) and 11 goals. Each is progressed through Council Plan actions and Major Initiative and Initiatives.

Strategic Objective	Description
1. Healthy Community	Through a strong partnership approach, Council will focus on ensuring that people stay healthy and well, can access the services they need, are connected to their local neighbourhoods, feel safe and live in a harmonious and inclusive community.
2. Liveable Places and Spaces	Council will focus on managing amenity to create inviting places and spaces, enhanced parks, open space and streetscapes, well connected, safe and accessible travel and well utilised and maintained community infrastructure.
3. Resilient Environment	Council will work with our community and partners to protect and enhance our valued environment and biodiversity, as well as reduce our environmental impact and adapt to climate change.
4. Vibrant and Prosperous Economy	Council strives to support the local economy to grow, with local business and activity centres vibrant and prosperous with a strong visitor economy.
5. Well Governed Council	We promote financial sustainability and manage resources effectively and efficiently. Council values citizens in all that we do.

1.4 Gender Equality

The Gender Equality Act 2020 (the Act) requires Manningham Council to consider gender, equality and diversity as part of all plans, strategies and services that have a 'significant effect on the public.' This is to be achieved through Gender Impact Assessments.

At Manningham Council we are committed to a safe, respectful workplace and the community we serve. As we move into the budget implementation in 2023-24 and into future years, we ensure our key strategic documents such as the Budget and 10-Year Financial Plan support gender equality:

- Manningham Council initiated a Community Panel in 2021 to assist us in developing our key long term strategic plans. The Community Panel developed a number of recommendations for Council. One of the key recommendations asked Council to "plan for equitable and accessible services and infrastructure"
- The Act mandates that we must "in developing policies and programs and in delivering services that are to be provided to the public, or have a direct and significant impact on the public - (a) consider and promote gender equality; and (b) take necessary and proportionate action towards achieving gender equality"
- Our lived experience as an organisation has shown us clearly the intrinsic value of equality in all its forms

We are genuinely committed to gender equality, and we are already ensuring that our Budget and 10-Year Financial Plan support this commitment in a number of ways:

- we explicitly state our commitment to gender equity in our services and capital projects
- we consider gender equity when we prioritise services and capital projects
- we create special programs such as the Female Friendly Sporting Facilities upgrade program that are designed to remedy past inequities embedded in existing assets and services.

We know we still have blind spots – that some assets and services we provide that are genuinely intended to be gender-neutral or gender equitable may have subtle deficiencies that negatively impact one gender more than another. We are committed to eliminating these blind spots over time, and we will do this by observing how assets and services are delivered and used and by actively listening to stakeholder feedback on performance. And when we learn an important lesson, we will embed that into how we do things going forward.

1.5 Acknowledgement of Country

Manningham Council acknowledges the Wurundjeri Woi-wurrung people as the Traditional Owners of the land and waterways now known as Manningham. Council pays respect to Elders past, present, and emerging, and values the ongoing contribution to enrich and appreciate the cultural heritage of Manningham. Council acknowledges and respects Australia's First Peoples as Traditional Owners of lands and waterways across Country and encourages reconciliation between all.

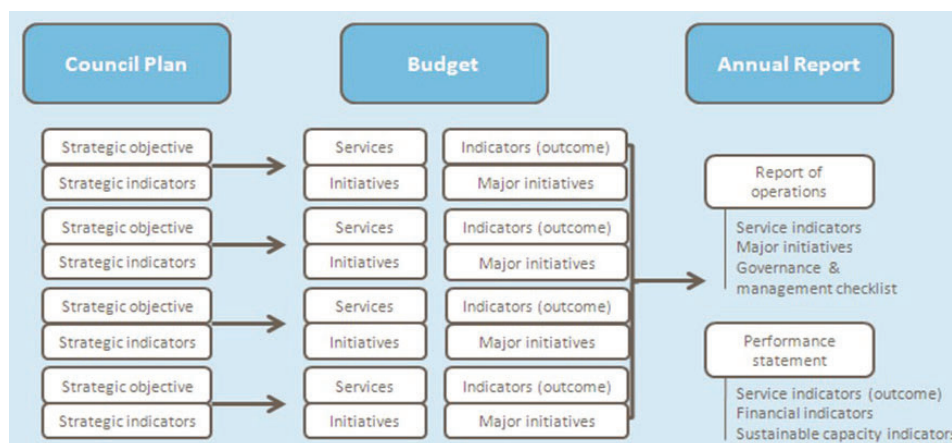
Manningham Council also values the contribution made to Manningham over the years by people of diverse backgrounds and cultures.

2. Services and service performance indicators

Manningham's Council Plan 2021-2025 outlines Council's priorities for the four-year term. The Plan includes our 2040 community vision, four-year strategic objectives (or themes), goals and actions as well as targets and indicators to measure our progress.

This Budget outlines the resources to progress the Council Plan in year 3. In this section we describe our services and initiatives to be funded for the 2023/24 year and how these will contribute to achieving the themes and goals in the Council Plan. To promote transparency and accountability we report our progress in our quarterly and annual reports on the major initiatives, initiatives and service performance outcome indicators identified in this Budget.

Our major initiatives are priorities identified through significant community consultation in the development of the Council Plan. Major Initiatives are delivered over the four year term of the Council Plan. We have listed each Major Initiatives against the theme or strategic objective that best aligns, even though outcomes will be achieved in multiple area. Annual initiatives highlight only a small portion of the outcomes our services deliver for the Manningham community. Please visit our website and read our Council Plan for more information. The diagram below shows how we remain transparent and accountable in our commitments and resourcing in the Council Plan, Budget and Annual Report.



Source: Department of Jobs, Precincts and Regions

2.1 Strategic Objective 1: Healthy Community

To achieve our objective of a Healthy Community, we will continue to plan, deliver and improve high quality, cost effective, accessible and responsive services. The services, initiatives, major initiatives and service performance indicators for each business area are described below.

Goals

- A healthy, safe and resilient community
- An inclusive and connected community

Services

Service area	Description of services provided		2021/22 Actual \$'000	2022/23 Forecast \$'000	2023/24 Budget \$'000
Aged and Disability Support and Food Services	Maintains community connections and enhance the quality of life for older adults and their carers, by providing home and community-based services to support independent living in their own home.	<i>Income</i>	22	221	26
		<i>Expenses</i>	1,600	1,753	1,771
		<i>Surplus / (deficit)</i>	(1,578)	(1,532)	(1,745)
Aged and Disability Quality and Service	Support service provision through management of business information systems and processes that enable reporting, compliance and service delivery. Provision of delivered and centre-based meal services to eligible Commonwealth Home Support Program clients.	<i>Income</i>	572	695	217
		<i>Expenses</i>	765	873	302
		<i>Surplus / (deficit)</i>	(193)	(178)	(85)
Arts and Culture	Builds inclusive and connected community through participation in arts and culture through coordinating education programs, promoting local creative industries and managing our local Gallery, art studios and Playhouse.	<i>Income</i>	66	220	298
		<i>Expenses</i>	561	772	818
		<i>Surplus / (deficit)</i>	(495)	(552)	(520)
Building Services	Protects community safety and local amenity in buildings and structures through issuing of permits and enforcing building act and regulations.	<i>Income</i>	655	572	607
		<i>Expenses</i>	1,171	1,334	1,477
		<i>Surplus / (deficit)</i>	(516)	(762)	(870)
Economic and Community Wellbeing	Provides management and administration services for the Economic and Community Wellbeing services and promotes community inclusion, volunteering and emergency counselling and youth services.	<i>Income</i>	-	-	-
		<i>Expenses</i>	1,668	1,733	1,690
		<i>Surplus / (deficit)</i>	(1,668)	(1,733)	(1,690)
Customer Liaison and Services Provision	Enhances health, resilience and quality of life for older adults to maximise their independence at home and in the community through providing short-term or complex care services.	<i>Income</i>	4,940	5,003	1,750
		<i>Expenses</i>	4,890	4,834	2,187
		<i>Surplus / (deficit)</i>	131	169	(437)

Service area	Description of services provided		2021/22 Actual \$'000	2022/23 Forecast \$'000	2023/24 Budget \$'000
Children and Family Services	To support and build the capacity of educators, families, children and the youth and advocate for community infrastructure that meets the needs of the community.	<i>Income</i>	1,031	1,299	1,424
		<i>Expenses</i>	1,329	1,516	1,622
		<i>Surplus / (deficit)</i>	(298)	(217)	(198)
Positive Ageing and Community Access	Support for older adults to be included and connected and healthy and resilient with social groups, events and assisted transport as well as dementia friendly and positive ageing initiatives. Also provides assessment services to access Commonwealth funded aged care.	<i>Income</i>	1,556	1,704	1,219
		<i>Expenses</i>	1,806	2,127	1,692
		<i>Surplus / (deficit)</i>	(250)	(423)	(473)
Recreation	Provides opportunities to meet the long-term health and wellbeing needs of our community through management of Council's sporting facilities, sports grounds, recreation facilities, indoor stadiums and the Aquarena Aquatics and Leisure Centre.	<i>Income</i>	595	594	746
		<i>Expenses</i>	2,361	1,140	1,096
		<i>Surplus / (deficit)</i>	(1,766)	(546)	(350)
Social Planning and community strengthening	Builds community health and wellbeing for our diverse community through prevention, education and support activities in areas such as gambling, violence and social isolation. Social planning for the future needs with co-ordination of social data and infrastructure. Promotes inclusion through reconciliation and cultural activities.	<i>Income</i>	28	40	-
		<i>Expenses</i>	743	842	1,091
		<i>Surplus / (deficit)</i>	(715)	(802)	(1,091)
Libraries	Provide opportunities for local learning in modern and efficient services delivered through local branches and e-services. Including book collection, research tools and interactive learning programs. Managed by the Whitehorse Manningham Library Corporation.	<i>Income</i>	-	-	-
		<i>Expenses</i>	4,232	4,335	4,626
		<i>Surplus / (deficit)</i>	(4,232)	(4,335)	(4,626)

Service area	Description of services provided		2021/22 Actual \$'000	2022/23 Forecast \$'000	2023/24 Budget \$'000
Maternal and Child Health	Support for growing families with universal access to health services for children from birth to school age in the provision of expert care to monitor and record health and development.	<i>Income</i>	1,022	1,013	1,283
		<i>Expenses</i>	1,648	1,804	2,011
		<i>Surplus / (deficit)</i>	(626)	(791)	(728)
Parks and Natural Environment	Protect and maintain our local environment in parks, trees and open space and playgrounds with asset inspection and maintenance, fire mitigation, grass cutting and maintenance, sports ground maintenance, arboriculture services and landscaping.	<i>Income</i>	289	276	277
		<i>Expenses</i>	10,790	10,733	12,440
		<i>Surplus / (deficit)</i>	(10,501)	(10,457)	(12,163)
City Compliance	Protect community safety and the liveability of the city by coordinating animal management, city compliance, fire prevention, traffic management, school crossings and compliance with municipal local laws.	<i>Income</i>	1,788	1,943	2,660
		<i>Expenses</i>	3,116	3,393	3,589
		<i>Surplus / (deficit)</i>	(1,328)	(1,450)	(929)
Environmental Health	Protect community health and the liveability of the city in environmental health, food safety, health premises/ smoking activity, domestic waste water management and immunisation.	<i>Income</i>	535	655	604
		<i>Expenses</i>	1,356	1,454	1,529
		<i>Surplus / (deficit)</i>	(821)	(799)	(925)

Major Initiatives

1. We will undertake evidence-based planning for equitable, inclusive and accessible services and infrastructure improvements for prominent issues including:
 - i. continue gender equality impact assessments on significant Council policies, services and programs;
 - ii. improve the range of accessible supports and services available to young people within Manningham, exploring a youth hub, advocating for improved mental health resources and working collaboratively with youth agencies;
 - iii. continue collaborative forums to engage with businesses, community leaders, community groups and residents from culturally diverse backgrounds; and
 - iv. investigate extended use of community facilities, including libraries, to address social isolation.
2. We will work to progress and deliver community outcomes in consultation with our advisory committees and local service providers, community groups, organisations and networks.
3. We will support and educate to connect inclusive and healthy communities (inclusive of our culturally diverse communities and First Nations peoples) through:

- i. Environmental education and waste programs;
- ii. Implement the Reconciliation Action Plan to enhance recognition of First Nations People; and
- iii. Resources and information that link our community to the understanding of and responses to family violence.

Other Initiatives

We will pursue strategies to reduce the impact of gambling on the community, considering areas such as poker machines and advertising on Council buildings.

Service Performance Outcome Indicators

Service	Indicator	Performance Measure	Computation
Animal Management	Health and safety	Animal management prosecutions. (Percentage of animal management prosecutions which are successful)	Number of successful animal management prosecutions / Total number of animal management prosecutions
Food safety	Health and safety	Critical and major non-compliance outcome notifications. (Percentage of critical and major non-compliance outcome notifications that are followed up by Council)	[Number of critical non-compliance outcome notifications and major non-compliance outcome notifications about a food premises followed up / Number of critical non-compliance outcome notifications and major non-compliance outcome notifications about food premises] x100
Libraries	Participation	Library membership (Percentage of the population that are registered library members)	[Number of registered library members / Population] x100
Maternal and Child Health	Participation	Participation in the MCH service. (Percentage of children enrolled who participate in the MCH service)	[Number of children who attend the MCH service at least once (in the financial year) / Number of children enrolled in the MCH service] x100
		Participation in the MCH service by Aboriginal children. (Percentage of Aboriginal children enrolled who participate in the MCH service)	[Number of Aboriginal children who attend the MCH service at least once (in the financial year) / Number of Aboriginal children enrolled in the MCH service] x100

2.2 Strategic Objective 2: Liveable Places and Spaces

To achieve our objective of Liveable Places and Spaces, we will continue to plan, deliver and improve high quality, cost effective, accessible and responsive services. The services, initiatives, major initiatives and service performance indicators for each business area are described below.

Goals

- Inviting places and spaces
- Enhanced parks, open space and streetscapes
- Well connected, safe and accessible travel
- Well utilised and maintained community infrastructure

Services

Service area	Description of services provided		2021/22 Actual \$'000	2022/23 Forecast \$'000	2023/24 Budget \$'000
Facilities management	Provides community facilities that are well maintained and utilised with responsibility for the maintenance of Council buildings and assets, management of asset portfolio and ensuring regulatory compliance.	<i>Income</i>	155	276	287
		<i>Expenses</i>	4,867	4,034	3,915
		<i>Surplus/ (deficit)</i>	(4,712)	(3,758)	(3,628)
Building Projects	Delivers and maintains Council buildings that are high quality, accessible, environmentally and financially sustainable and align to community need.	<i>Income</i>	-	-	-
		<i>Expenses</i>	7	2	20
		<i>Surplus/ (deficit)</i>	(7)	(2)	(20)
City Design	Plan, design and deliver high quality liveable places and spaces including open spaces and streetscapes.	<i>Income</i>	102	132	-
		<i>Expenses</i>	1,206	871	743
		<i>Surplus/ (deficit)</i>	(1,104)	(739)	(743)
City Planning	Future planning for Manningham as a liveable and connected '20 minute' city. Including integrated transport, precinct planning, open space, planning scheme and water planning.	<i>Income</i>	6,372	4,089	5,050
		<i>Expenses</i>	3,115	3,455	3,686
		<i>Surplus/ (deficit)</i>	3,257	634	1,364
City Projects	Management and administration support for capital works delivery, strategic property investment and management of the quarry.	<i>Income</i>	1,266	83	8
		<i>Expenses</i>	1,465	1,424	1,375
		<i>Surplus/ (deficit)</i>	(199)	(1,341)	(1,367)
Civil Projects	Delivers liveable places and spaces through city projects design and construction.	<i>Income</i>	-	-	-
		<i>Expenses</i>	612	500	429
		<i>Surplus/ (deficit)</i>	(612)	(500)	(429)
City Assets	Plans and manages for liveable places and spaces across Council's assets including buildings, roads, drains and open spaces so that we can deliver services to the community.	<i>Income</i>	-	-	-
		<i>Expenses</i>	-	653	983
		<i>Surplus / (deficit)</i>	-	(653)	(983)
City Infrastructure	Delivers liveable places and spaces including maintenance of local roads, footpaths and drains to a high standard. Also maintains, upgrades and develops Council's capital works to meet current and future needs.	<i>Income</i>	127	80	100
		<i>Expenses</i>	1,572	1,620	1,604
		<i>Surplus/ (deficit)</i>	(1,445)	(1,540)	(1,504)

Service area	Description of services provided		2021/22 Actual \$'000	2022/23 Forecast \$'000	2023/24 Budget \$'000
Roads and Infrastructure	Delivers liveable places and spaces including maintaining and upgrading existing road based asset, bridges and footpaths.	<i>Income</i>	493	501	456
		<i>Expenses</i>	3,232	3,603	3,835
		<i>Surplus/ (deficit)</i>	(2,739)	(3,102)	(3,379)
Statutory Planning	Oversees responsible development with the administration and enforcement of the Manningham Planning Scheme and coordination of statutory planning permits received from our community to the pre-application and application service.	<i>Income</i>	2,056	1,802	1,989
		<i>Expenses</i>	3,536	3,865	4,078
		<i>Surplus/ (deficit)</i>	(1,480)	(2,063)	(2,089)
Traffic and Development	Promoting community safety on our roads through traffic, transport, public lighting, planning referrals and road safety services including managing L2P for young disadvantaged drivers.	<i>Income</i>	734	673	567
		<i>Expenses</i>	2,775	3,089	3,016
		<i>Surplus/ (deficit)</i>	(2,041)	(2,416)	(2,449)

Major Initiatives

4. We will implement our principles to guide responsible planning for new developments and enhance protection of the environment through implementation of high-priority recommendations of the Manningham Planning Scheme 2020.
5. We will provide ways for people to connect by:
 - i. grant funding to support community inclusion and connections to respond to priority community needs;
 - ii. transport options through the 2021 Transport Action Plan and by contributing to planning of the Suburban Rail Loop, Doncaster Busway, Bus Rapid Transit, bus network and service review and enhancing the walking and cycling network; and
 - iii. community safety in and around schools through traffic and parking management programs.
6. We will continue to improve our local road, parks and recreation facilities (as scheduled) to a high standard:
 - i. Drains including Melbourne Hill Road Drainage Upgrade;
 - ii. Road Improvement Program including Jumping Creek Road, Templestowe Route and Tram/Merlin Traffic signals; and
 - iii. Parks and Recreation Facilities upgrade including Ted Ajani playspace, Joroma Reserve playspace, Astelot Reserve playspace.
7. We will continue to advocate to the North East Link Project for improved outcomes for the Manningham community, particularly around urban design.
8. We will investigate and review current facility use and opportunities to develop or repurpose existing facilities and use of Council land for multi-use purposes and to meet changing community needs through:
 - i. Finalising the Community Infrastructure Plan and implementing the 20 year Action Plan;

- ii. Strengthening utilisation and performance of stadiums in conjunction with stadium managers; and
- iii. Improving community access to sport and recreation facilities and spaces for broad community use and benefit.

Service Performance Outcome Indicators

Service	Indicator	Performance Measure	Computation
Aquatic Facilities	Utilisation	Utilisation of aquatic facilities. (Number of visits to aquatic facilities per head of population)	Number of visits to aquatic facilities / Population
Roads	Condition	Sealed local roads below the intervention level (percentage of sealed local roads that are below the renewal intervention level set by Council and not requiring renewal)	[Number of kilometres of sealed local roads below the renewal intervention level set by Council / Kilometres of sealed local roads] x100
Statutory Planning	Service standard	Planning applications decided within required timeframes (percentage of regular and VicSmart planning application decisions made within legislated timeframes)	[Number of planning application decisions made within 60 days for regular permits and 10 days for VicSmart permits / Number of planning application decisions made] x100

2.3 Strategic Objective 3: Resilient Environment

To achieve our objective of a resilient environment, we will continue to plan, deliver and improve high quality, cost effective, accessible and responsive services. The services, initiatives, major initiatives and service performance indicators for each business area are described below.

Goals

- Protect and enhance our environment and biodiversity
- Reduce our environmental impact and adapt to climate change

Services

Service area	Description of services provided		2021/22 Actual \$'000	2022/23 Forecast \$'000	2023/24 Budget \$'000
Assets and Environment	Maintain a liveable city and protect the environment through underground drain and pit maintenance, street cleaning and sweeping, roadside litter pickup and tipping costs. Also includes roadside street furniture and sign maintenance and depot operations.	<i>Income</i>	68	67	68
		<i>Expenses</i>	3,922	4,653	5,006
		<i>Surplus/ (deficit)</i>	(3,854)	(4,586)	(4,938)

Service area	Description of services provided		2021/22 Actual \$'000	2022/23 Forecast \$'000	2023/24 Budget \$'000
Climate Emergency and Environment	Protect our environment through climate change mitigation, biodiversity protection and community engagement to protect the local environment.	<i>Income</i>	83	156	-
		<i>Expenses</i>	1,055	1,352	1,346
		<i>Surplus/ (deficit)</i>	(972)	(1,196)	(1,346)
Drainage and Technical Services	Reduce our environmental impact and protect our water through investigation and resolution of drainage issues including inspections, consultation, analysis, referrals and capital improvements. We also provide flood level advice and drainage improvement works.	<i>Income</i>	-	-	-
		<i>Expenses</i>	457	392	521
		<i>Surplus/ (deficit)</i>	(457)	(392)	(521)
Fleet	Promote environmental stewardship through advice, maintenance, servicing and replacement of all Council's plant, vehicles and equipment including electric and hybrid vehicles.	<i>Income</i>	36	50	51
		<i>Expenses</i>	(930)	(865)	(865)
		<i>Surplus/ (deficit)</i>	966	915	916
Waste and Resource Recovery	Reduce and manage waste including the kerbside rubbish collections of garbage, hard waste and green waste from all local households and some commercial properties. Also includes a waste call centre, education services and the strategic planning of waste services.	<i>Income</i>	169	31	31
		<i>Expenses</i>	13,877	16,002	16,461
		<i>Surplus/ (deficit)</i>	(13,708)	(15,971)	(16,430)

Major Initiatives

9. We will deliver environmental activities to:
- i. strengthen principles to protect the environment, biodiversity and wildlife;
 - ii. advocate to government and business on environmental issues;
 - iii. improve management practices of bushland maintenance, pest animal and environmental weed control and monitoring, evaluating and improvement mechanisms;
 - iv. explore biodiversity improvement or environmental community engagement programs for local public areas in collaboration with the Wurundjeri Woi Wurrung Cultural Heritage Aboriginal Corporation, Melbourne Water and Parks Victoria; and
 - v. stewardship in building sustainable waste management practices with the community.

Service Performance Outcome Indicators

Service	Indicator	Performance Measure	Computation
Waste management	Waste diversion	Kerbside collection waste diverted from landfill. (Percentage of recyclables and green organics collected from kerbside bins that is diverted from landfill)	[Weight of recyclables and green organics collected from kerbside bins / Weight of garbage, recyclables and green organics collected from kerbside bins] x100

2.4 Strategic Objective 4: Vibrant and Prosperous Economy

To achieve our objective of a vibrant and prosperous economy, we will continue to plan, deliver and improve high quality, cost effective, accessible and responsive services. The services, initiatives, major initiatives and service performance indicators for each business area are described below.

Goals

- Grow our local business, tourism and economy

Services

Service area	Description of services provided		2021/22	2022/23	2023/24
			Actual	Forecast	Budget
			\$'000	\$'000	\$'000
Business, Events & Grants	Promotes a vibrant and prosperous local economy through support to local business, economic development and tourism, corporate and community events and community grants process.	<i>Income</i>	289	34	159
		<i>Expenses</i>	2,098	2,257	2,590
		<i>Surplus/ (deficit)</i>	(1,809)	(2,223)	(2,431)
Community Venues and Functions	Supports economic and community wellbeing. Manages Council's community venues, MC2 and Manningham Function Centre.	<i>Income</i>	417	948	1,747
		<i>Expenses</i>	1,649	1,999	2,169
		<i>Surplus/ (deficit)</i>	(1,232)	(1,051)	(422)

Major Initiatives

10. We will support local businesses and the City through:
 - i. increase procurement with organisations that produce economic, environmental and social outcomes for Manningham;
 - ii. capacity building and support through business development activities;
 - iii. explore local opportunities to support local businesses to collaborate via a Hub / co-working space; and
 - iv. activities to encourage and support tourism and employment opportunities.

2.5 Strategic Objective 5: Well Governed

To achieve our objective of a well governed Council, we will continue to plan, deliver and improve high quality, cost effective, accessible and responsive services. The services, initiatives, major initiatives and service performance indicators for each business area are described below.

Goals

- A financially sustainable Council that manages resources effectively and efficiently
- A Council that values our customers and community in all that we do

Services

Service area	Description of services provided		2021/22 Actual \$'000	2022/23 Forecast \$'000	2023/24 Budget \$'000
Business Enablement	Provides enabling services to support an excellent customer experience for our community. Leads our customer promise to make it easy, celebrate choice, serve consistently and respond proactively. Enables the organisation through project management advice/support for corporate projects, planning for and reviewing our services and reporting our progress on council activities.	<i>Income</i>	-	-	-
		<i>Expenses</i>	7,465	2,804	4,934
		<i>Surplus/ (deficit)</i>	(7,465)	(2,804)	(4,934)
Councillor support	This service includes the Mayor, Councillors, CEO and associated support to carry out their duties to manage the organisation and benefit the City.	<i>Income</i>	-	-	-
		<i>Expenses</i>	1,140	1,252	1,275
		<i>Surplus/ (deficit)</i>	(1,140)	(1,252)	(1,275)
Engaged Communities	Oversees engaging and informing the community about our activities and decisions. Including community engagement, internal communications, publications, social media, website, design and advocacy.	<i>Income</i>	45	-	-
		<i>Expenses</i>	1,953	2,110	2,305
		<i>Surplus/ (deficit)</i>	(1,908)	(2,110)	(2,305)
Emergency Management	Builds resilience in community preparedness, response and recovery in an emergency. Works with agencies and organisations to facilitate local emergency management planning and lead coordination of local relief and recovery support for affected communities.	<i>Income</i>	108	157	238
		<i>Expenses</i>	760	486	586
		<i>Surplus/ (deficit)</i>	(652)	(329)	(348)

Service area	Description of services provided		2021/22 Actual \$'000	2022/23 Forecast \$'000	2023/24 Budget \$'000
Financial Services	Strategic leadership towards a financially sustainable Council that manages resources effectively and efficiently. Includes budget management and partnering with the organisation to improve the delivery of financial services, internal controls and revenue services including rates and valuations.	<i>Income</i>	494	622	687
		<i>Expenses</i>	4,722	4,949	5,288
		<i>Surplus/ (deficit)</i>	(4,228)	(4,327)	(4,601)
Information Technology	Leads delivery and support of technology to improve efficient and effective ways to deliver services. Including privacy and information management, process and system support across Council, and pursuit of digital and innovative technology solutions.	<i>Income</i>	1	3	-
		<i>Expenses</i>	8,185	8,310	8,777
		<i>Surplus/ (deficit)</i>	(8,184)	(8,307)	(8,777)
Legal, Governance, Risk and Assurance	Oversees well governed Council with management of legal services and provision of legal advice, governance, risk and assurances services and advice.	<i>Income</i>	1,356	1,927	1,770
		<i>Expenses</i>	3,273	3,260	3,618
		<i>Surplus/ (deficit)</i>	(1,917)	(1,333)	(1,848)
Engaged People	Leads our people experience to attract, support and retain employees that perform their best for our community. Includes recruitment, organisational development, employee and industrial relations and workplace health and safety.	<i>Income</i>	-	-	-
		<i>Expenses</i>	1,474	2,047	2,869
		<i>Surplus/ (deficit)</i>	(1,474)	(2,047)	(2,869)
Procurement	Responsible for governance of procurement and contract management services to support the goals of Council.	<i>Income</i>	-	-	-
		<i>Expenses</i>	842	1,140	1,054
		<i>Surplus/ (deficit)</i>	(842)	(1,140)	(1,054)

Major Initiatives

11. We will explore different ways to improve community satisfaction with Council's communications on local community issues, services and activities.
12. We will explore ways to enhance performance reporting across social, environment and economic outcomes against community need.
13. We will improve our Customer Experience to better understand and meet their specific needs.
14. We will ensure the long-term financial sustainability of Council through preparing the Budget and 10-year Financial Plan incorporating key strategies to Council by 30 June 2024.
15. We will maximise public value through the systematic planning and review of Council's services and effective, early and broad engagement on projects.
16. We will take a proactive and motivated approach to be an open and transparent Council.

Service Performance Outcome Indicators

Service	Indicator	Performance Measure	Computation
Governance	Satisfaction	Satisfaction with Council decisions	Community satisfaction rating out of 100 with the performance of Council in making decisions in the best interests of the community

2.6 Reconciliation with budgeted operating result

	Surplus/ (Deficit) \$'000	Income \$'000	Expenses \$'000
Healthy Community	(26,830)	11,111	37,941
Liveable Places and Spaces	(15,227)	8,457	23,684
Resilient Environment	(22,319)	150	22,449
Vibrant Prosperous Economy	(2,853)	1,906	4,759
Well Governed Council *	(28,011)	2,695	30,706
Total	(95,240)	24,319	119,559
Expenses added in:			
Depreciation/Amortisation	31,168		
Finance costs	-		
Others	(11,556)		
Surplus/(Deficit) before funding sources	(114,852)		
Funding sources added in:			
Rates and charges revenue	104,854		
Waste charge revenue	17,496		
Capital grants	3,953		
Total funding sources	126,303		
Operating surplus/(deficit) for the year	11,451		

* Well Governed Council includes corporate wide management and support expenses including Executive, Finance, and Information Technology etc.

3. Financial Statements

This section presents information in regard to the Financial Statements and Statement of Human Resources. The budget information for the year 2023/24 has been supplemented with projections to 2026/27.

This section includes the following financial statements prepared in accordance with the Local Government Act 2020 and the Local Government (Planning and Reporting) Regulations 2020.

Comprehensive Income Statement

Balance Sheet

Statement of Changes in Equity

Statement of Cash Flows

Statement of Capital Works

Statement of Human Resources

Comprehensive Income Statement For the four years ending 30 June 2027

	NOTES	Forecast	Budget	Projections		
		Actual 2022/23	2023/24	2024/25	2025/26	2026/27
		\$'000	\$'000	\$'000	\$'000	\$'000
Income						
Rates and charges	4.1.1	117,423	122,350	126,452	130,693	135,663
Statutory fees and fines	4.1.2	2,843	3,589	3,884	4,123	4,169
User fees	4.1.3	8,479	9,394	10,243	10,664	11,243
Grants - operating	4.1.4	13,194	9,274	7,122	7,296	7,478
Grants - capital	4.1.4	6,560	3,953	2,951	8,719	2,432
Contributions - monetary	4.1.5	4,760	5,292	7,352	7,825	6,813
Contributions - non-monetary	4.1.5	1,059	1,020	1,000	1,000	1,000
Net gain/(loss) on disposal of property, infrastructure, plant and equipment		(478)	186	125	160	120
Other income	4.1.6	3,374	3,322	1,918	1,682	1,526
Total income		157,214	158,380	161,047	172,162	170,444
Expenses						
Employee costs	4.1.7	61,510	59,107	58,067	59,546	61,218
Materials and services	4.1.8	31,263	34,808	35,186	37,155	38,406
Depreciation	4.1.9	26,606	28,180	29,065	30,540	31,945
Amortisation - intangible assets	4.1.10	2,489	2,655	2,290	1,540	1,153
Amortisation - right of use assets	4.1.11	325	333	323	229	199
Finance costs - leases		45	42	35	29	25
Other expenses	4.1.12	21,528	21,804	21,481	21,845	22,218
Total expenses		143,766	146,929	146,447	150,884	155,164
Surplus/(deficit) for the year		13,448	11,451	14,600	21,278	15,745
Total comprehensive result		13,448	11,451	14,600	21,278	15,280

Balance Sheet

For the four years ending 30 June 2027

	NOTES	Forecast	Budget	Projections		
		Actual 2022/23 \$'000	2023/24 \$'000	2024/25 \$'000	2025/26 \$'000	2026/27 \$'000
Assets						
Current assets						
Cash and cash equivalents		31,470	69,024	69,411	65,192	64,295
Trade and other receivables		12,873	11,177	10,866	10,886	10,792
Other financial assets		58,680	10,000	10,000	10,000	10,000
Prepayments		1,462	1,462	1,462	1,462	1,462
Other assets		909	909	909	909	909
Total current assets	4.2.1	105,394	92,572	92,648	88,449	87,458
Non-current assets						
Trade and other receivables		374	374	374	374	374
Investments in associates, joint arrangement and subsidiaries		2,865	2,865	2,865	2,865	2,865
Property, infrastructure, plant & equipment		2,462,580	2,488,707	2,505,496	2,532,698	2,551,406
Right-of-use assets	4.2.4	2,026	1,692	1,369	1,139	940
Intangible assets		7,638	4,938	2,693	1,153	-
Total non-current assets	4.2.1	2,475,483	2,498,621	2,512,797	2,538,229	2,555,585
Total assets		2,580,877	2,591,193	2,605,445	2,626,678	2,643,043
Liabilities						
Current liabilities						
Trade and other payables		17,562	18,107	18,930	19,791	20,692
Trust funds and deposits		13,890	13,890	13,890	13,890	13,890
Unearned income/revenue		5,634	3,908	2,688	1,631	1,631
Provisions		14,326	14,684	15,051	15,427	15,813
Interest-bearing liabilities	4.2.3	-	-	-	-	-
Lease liabilities	4.2.4	312	318	225	202	212
Total current liabilities	4.2.2	51,724	50,907	50,784	50,941	52,238
Non-current liabilities						
Provisions		1,141	1,141	1,141	1,141	1,141
Interest-bearing liabilities	4.2.3	-	-	-	-	-
Lease liabilities	4.2.4	1,852	1,534	1,309	1,107	895
Total non-current liabilities	4.2.2	2,993	2,675	2,450	2,248	2,036
Total liabilities		54,717	53,582	53,234	53,189	54,274
Net assets		2,526,160	2,537,611	2,552,211	2,573,489	2,588,769
Equity						
Accumulated surplus		836,507	848,559	860,867	881,067	894,757
Reserves		1,689,653	1,689,052	1,691,344	1,692,422	1,694,012
Total equity		2,526,160	2,537,611	2,552,211	2,573,489	2,588,769

Statement of Changes in Equity
For the years ending 30 June 2027

	NOTES	Total \$'000	Accumulated Surplus \$'000	Revaluation Reserve \$'000	Other Reserves \$'000
2023 Forecast Actual					
Balance at beginning of the financial year		2,512,712	822,326	1,676,124	14,262
Surplus/(deficit) for the year		13,448	13,448	-	-
Net asset revaluation increment/(decrement)		-	-	-	-
Transfers to other reserves		-	(4,074)	-	4,074
Transfers from other reserves		-	4,807	-	(4,807)
Balance at end of the financial year		2,526,160	836,507	1,676,124	13,529
2024 Budget					
Balance at beginning of the financial year		2,522,160	836,507	1,676,124	13,529
Surplus/(deficit) for the year		11,451	11,451	-	-
Net asset revaluation increment/(decrement)		-	-	-	-
Transfers to other reserves	4.3.2	-	(5,000)	-	5,000
Transfers from other reserves	4.3.2	-	5,601	-	(5,601)
Balance at end of the financial year	4.3.1	2,537,611	848,559	1,676,124	12,928
2025 Projection					
Balance at beginning of the financial year		2,537,354	848,302	1,676,124	12,928
Surplus/(deficit) for the year		14,600	14,600	-	-
Net asset revaluation increment/(decrement)		-	-	-	-
Transfers to other reserves		-	(7,140)	-	7,140
Transfers from other reserves		-	4,848	-	(4,848)
Balance at end of the financial year		2,552,211	860,867	1,676,124	15,220
2026 Projection					
Balance at beginning of the financial year		2,552,211	860,867	1,676,124	15,220
Surplus/(deficit) for the year		21,278	21,278	-	-
Net asset revaluation increment/(decrement)		-	-	-	-
Transfers to other reserves		-	(7,740)	-	7,740
Transfers from other reserves		-	6,662	-	(6,662)
Balance at end of the financial year		2,573,489	881,067	1,676,124	16,298
2027 Projection					
Balance at beginning of the financial year		2,573,489	881,067	1,676,124	16,298
Surplus/(deficit) for the year		15,280	15,280	-	-
Net asset revaluation increment/(decrement)		-	-	-	-
Transfers to other reserves		-	(6,525)	-	6,525
Transfers from other reserves		-	4,935	-	(4,935)
Balance at end of the financial year		2,588,769	894,757	1,676,124	17,888

Statement of Cash Flows
For the years ending 30 June 2027

	Notes	Forecast	Budget	Projections		
		2022/23	2023/24	2024/25	2025/26	2026/27
		\$'000	\$'000	\$'000	\$'000	\$'000
		Inflows (Outflows)	Inflows (Outflows)	Inflows (Outflows)	Inflows (Outflows)	Inflows (Outflows)
Cash flows from operating activities						
Rates and charges		120,473	124,046	126,763	130,673	135,757
Statutory fees and fines		2,843	3,587	3,884	4,123	4,169
User fees		8,479	9,397	10,243	10,664	11,243
Grants - operating		13,194	8,988	7,122	7,269	7,478
Grants - capital		4,336	2,513	1,731	7,662	2,432
Contributions - monetary		4,760	5,292	7,352	7,852	6,813
Interest received		2,500	3,200	1,800	1,560	1,400
Other receipts		874	122	118	122	126
Employee costs		(60,917)	(58,731)	(57,420)	(58,877)	(60,525)
Materials and services		(51,797)	(55,635)	(55,692)	(57,989)	(59,576)
Short-term, low value and variable lease payments		(430)	(430)	(432)	(443)	(454)
Net cash provided by/(used in) operating activities	4.4.1	44,315	42,349	45,469	52,616	48,863
Cash flows from investing activities						
Payments for property, infrastructure, plant and equipment		(52,641)	(53,864)	(45,229)	(57,221)	(50,013)
Proceeds from sale of property, infrastructure, plant and equipment		5,517	743	500	640	480
Proceeds from sale of investments		10,000	48,680	-	-	-
Net cash provided by/ (used in) investing activities	4.4.2	(37,124)	(4,441)	(44,729)	(56,581)	(49,533)
Cash flows from financing activities						
Interest paid - lease liability		(47)	(42)	(35)	(29)	(25)
Repayment of lease liabilities		(297)	(312)	(318)	(225)	(202)
Net cash provided by/(used in) financing activities	4.4.3	(344)	(354)	(353)	(254)	(227)
Net increase/(decrease) in cash & cash equivalents		6,847	37,554	387	(4,219)	(897)
Cash and cash equivalents at the beginning of the financial year		24,623	31,470	69,024	69,411	65,192
Cash and cash equivalents at the end of the financial year		31,470	69,024	69,411	65,192	64,295

Statement of Capital Works
For the years ending 30 June 2027

	Forecast Actual	Budget	Projections		
			2022/23	2023/24	2024/25
NOTES	\$'000	\$'000	\$'000	\$'000	\$'000
Property					
Land	5,241	3,760	1,555	1,560	1,560
Total land	5,241	3,760	1,555	1,560	1,560
Buildings	1,835	1,952	3,400	1,266	-
Building improvements	6,846	5,582	3,491	3,777	4,486
Total buildings	8,681	7,534	6,891	5,043	4,486
Total property	13,922	11,294	8,446	6,603	6,046
Plant and equipment					
Plant, machinery and equipment	1,408	2,693	1,830	1,920	1,635
Fixtures, fittings and furniture	-	-	-	30	-
Computers and telecommunications	738	150	150	229	236
Artworks	283	305	130	131	132
Software	3,140	-	-	-	-
Total plant and equipment	5,569	3,148	2,110	2,310	2,003
Infrastructure					
Roads	9,955	14,876	9,747	11,773	14,698
Bridges	550	540	320	4,850	100
Footpaths and cycleways	4,638	4,540	5,813	4,913	4,936
Drainage	3,132	4,975	4,563	4,625	5,672
Recreational, leisure and community facilities	8,596	3,903	8,593	12,183	3,876
Waste management	125	-	-	-	3,400
Parks, open space and streetscapes	6,154	10,588	5,152	9,964	9,282
Off street car parks	-	-	185	-	-
Total infrastructure	32,150	39,422	36,473	48,308	41,964
Total capital works expenditure	4.5.1 52,641	53,864	45,229	57,221	50,013
Represented by:					
New asset expenditure	17,823	15,864	11,993	16,304	14,564
Asset renewal expenditure	23,317	22,355	20,626	24,239	24,156
Asset expansion expenditure	1,703	2,210	865	686	564
Asset upgrade expenditure	9,798	13,435	11,745	15,992	10,729
Total capital works expenditure	4.5.1 52,641	53,864	45,229	57,221	50,013
Funding sources represented by:					
Grants	5,657	3,960	2,951	8,719	2,432
Contributions	484	299	130	-	200
Council cash	39,621	38,049	29,340	35,601	36,221
Reserves	6,879	11,557	12,808	12,901	11,160
Total capital works expenditure	4.5.1 52,641	53,864	45,229	57,221	50,013

Statement of Human Resources

For the years ending 30 June 2027

	Forecast	Budget	Projections		
	Actual				
	2022/23	2023/24	2024/25	2025/26	2026/27
	\$'000	\$'000	\$'000	\$'000	\$'000
Staff expenditure					
Employee costs - operating	61,510	59,107	58,067	59,546	61,218
Employee costs - capital	3,121	3,003	3,081	3,155	3,231
Total staff expenditure	64,631	62,110	61,148	62,701	64,449
	FTE	FTE	FTE	FTE	FTE
Staff numbers					
Employees	532.2	505.5	478.4	477.5	477.4
Total staff numbers	532.2	505.5	478.4	477.5	477.4

A summary of human resources expenditure categorised according to the organisational structure of Council is included below:

Department	Budget	Comprises			
		Permanent			
		2023/24	Full Time	Part time	Casual
	\$'000	\$'000	\$'000	\$'000	\$'000
CEO's Office	6,224	5,057	453	51	663
Experience and Capability	10,984	8,543	1,712	-	729
Connected Communities	12,435	6,141	5,651	156	487
City Planning	11,250	8,705	2,162	148	236
City Services	16,853	15,354	439	4	1,055
Sub-total employee operating expenditure	57,746	43,800	10,417	359	3,170
Other employee related operating expenditure	1,361				
Total operational expenditure	59,107				
Capitalised labour costs	3,003				
Total expenditure	62,110				

A summary of the number of full time equivalent (FTE) Council staff in relation to the above expenditure is included below:

Department	Budget	Comprises			
		Permanent			
		2023/24	Full Time	Part time	Casual
CEO's Office	44.5	34.4	4.9	0.4	4.8
Experience and Capability	83.7	63.4	15.6	-	4.8
Connected Communities	110.0	51.3	53.5	1.1	4.2
City Planning	91.0	67.0	21.1	1.1	1.8
City Services	176.2	163.0	5.7	-	7.5
Total FTE	505.5	379.0	100.8	2.6	23.1

3.1 Summary of Planned Human Resources Expenditure For the four years ended 30 June 2027

	2023/24	2024/25	2025/26	2026/27
	\$'000	\$'000	\$'000	\$'000
CEO's Office				
Permanent - Full time	5,057	5,196	5,326	5,459
Women	3,324	3,415	3,501	3,588
Men	1,733	1,781	1,825	1,871
Persons of self-described gender	-	-	-	-
Permanent - Part time	453	465	477	489
Women	417	428	439	450
Men	36	37	38	39
Persons of self-described gender	-	-	-	-
Total CEO's Office	5,510	5,661	5,803	5,948
Experience & Capability				
Permanent - Full time	8,543	8,777	8,997	9,222
Women	4,811	4,943	5,067	5,193
Men	3,732	3,834	3,930	4,029
Persons of self-described gender	-	-	-	-
Permanent - Part time	1,712	1,759	1,803	1,849
Women	1,633	1,678	1,720	1,763
Men	79	81	83	85
Persons of self-described gender	-	-	-	-
Total Experience & Capability	10,255	10,537	10,800	11,070
Connected Communities				
Permanent - Full time	6,141	5,544	5,600	5,725
Women	4,679	4,071	4,091	4,178
Men	1,462	1,472	1,509	1,547
Persons of self-described gender	-	-	-	-
Permanent - Part time	5,651	4,147	4,251	4,357
Women	5,429	4,070	4,171	4,276
Men	222	77	79	81
Persons of self-described gender	-	-	-	-
Total Connected Communities	11,792	9,691	10,851	10,082
City Planning				
Permanent - Full time	8,705	8,944	9,168	9,397
Women	3,994	4,103	4,206	4,311
Men	4,711	4,841	4,962	5,086
Persons of self-described gender	-	-	-	-
Permanent - Part time	2,162	2,221	2,277	2,334
Women	1,623	1,667	1,709	1,752
Men	539	554	568	582
Persons of self-described gender	-	-	-	-
Total City Planning	10,861	11,166	11,445	11,731

	2023/24	2024/25	2025/26	2026/27
	\$'000	\$'000	\$'000	\$'000
City Services				
Permanent - Full time	15,354	15,776	16,170	16,575
Women	2,644	2,717	2,785	2,855
Men	12,709	13,059	13,385	13,720
Persons of self-described gender	-	-	-	-
Permanent - Part time	439	451	463	474
Women	283	291	298	305
Men	156	161	165	169
Persons of self-described gender	-	-	-	-
Total City Services	15,793	16,227	16,633	17,049
Casuals, temporary and other expenditure	4,890	4,785	5,014	5,338
Capitalised labour costs	3,003	3,081	3,155	3,231
Total staff expenditure	62,110	61,148	62,701	64,449

3.1 Summary of Planned Human Resources (FTE) For the four years ended 30 June 2027

	2023/24	2024/25	2025/26	2026/27
	FTE	FTE	FTE	FTE
CEO's Office				
Permanent - Full time	34.4	34.4	34.4	34.4
Women	25.0	25.0	25.0	25.0
Men	9.4	9.4	9.4	9.4
Persons of self-described gender	-	-	-	-
Permanent - Part time	4.9	4.9	4.9	4.9
Women	4.5	4.5	4.5	4.5
Men	0.4	0.4	0.4	0.4
Persons of self-described gender	-	-	-	-
Total CEO's Office	39.3	39.3	39.3	39.3
Experience & Capability				
Permanent - Full time	63.4	63.4	63.4	63.4
Women	36.4	36.4	36.4	36.4
Men	27.0	27.0	27.0	27.0
Persons of self-described gender	-	-	-	-
Permanent - Part time	15.6	15.6	15.6	15.6
Women	14.8	14.8	14.8	14.8
Men	0.8	0.8	0.8	0.8
Persons of self-described gender	-	-	-	-
Total Experience & Capability	79.0	79.0	79.0	79.0
Connected Communities				
Permanent - Full time	51.3	44.5	43.7	43.5
Women	38.9	32.5	31.7	31.5
Men	12.3	12.0	12.0	12.0
Persons of self-described gender	-	-	-	-
Permanent - Part time	53.5	33.1	33.1	33.1
Women	50.8	32.3	32.3	32.3
Men	2.7	0.8	0.8	0.8
Persons of self-described gender	-	-	-	-
Total Connected Communities	104.7	77.6	76.7	76.6

	2023/24	2024/25	2025/26	2026/27
	FTE	FTE	FTE	FTE
City Planning				
Permanent - Full time	67.0	67.0	67.0	67.0
Women	33.0	33.0	33.0	33.0
Men	34.0	34.0	34.0	34.0
Persons of self-described gender	-	-	-	-
Permanent - Part time	21.1	21.1	21.1	21.1
Women	15.2	15.2	15.2	15.2
Men	5.9	5.9	5.9	5.9
Persons of self-described gender	-	-	-	-
Total City Services	88.1	88.1	88.1	88.1
City Services				
Permanent - Full time	141.0	141.0	141.0	141.0
Women	23.5	23.5	23.5	23.5
Men	117.5	117.5	117.5	117.5
Persons of self-described gender	-	-	-	-
Permanent - Part time	4.2	4.2	4.2	4.2
Women	2.6	2.6	2.6	2.6
Men	1.6	1.6	1.6	1.6
Persons of self-described gender	-	-	-	-
Total City Services	145.2	145.2	145.2	145.2
Casuals and temporary staff	25.7	25.4	25.4	25.4
Capitalised labour	23.4	23.4	23.4	23.4
Total staff numbers (FTE)	505.5	478.4	477.5	477.4

4. Notes to the financial statements

This section provides detailed information to support and explain the financial statements in the previous sections.

- 4.1 Comprehensive Income Statement
- 4.2 Balance Sheet
- 4.3 Statement of Changes in Equity
- 4.4 Statement of Cash Flows
- 4.5 Restricted and unrestricted Cash and Investments
- 4.6 Capital Works Program

4.1 Comprehensive Income Statement

4.1.1 Rates and charges

Rates and charges are required by the Act and the Regulations to be disclosed in Council's budget.

As per the Local Government Act 2020, Council is required to have a Revenue and Rating Plan which is a four-year plan for how Council will generate income to deliver the Council Plan, program and services and capital works commitments over a four-year period.

In developing the Budget, rates and charges were identified as an important source of revenue. Planning for future rate increases has therefore been an important component of the financial planning process. The Fair Go Rates System (FGRS) sets out the maximum amount councils may increase rates in a year. For 2023/24 the FGRS cap has been set at 3.50%. The cap applies to both general rates and municipal charges and is calculated on the basis of council's average rates and charges.

The level of required rates and charges has been considered in this context, with reference to Council's other sources of income and the planned expenditure on services and works to be undertaken for the community.

To achieve these objectives while maintaining service levels and a strong capital expenditure program, the average general rate will increase by 3.50% in line with the rate cap.

4.1.1(a) The reconciliation of the total rates and charges to the Comprehensive Income Statement is as follows:

	2022/23 Forecast Actual	2023/24 Budget	Change	%
	\$'000	\$'000	\$'000	
General rates*	99,442	103,486	4,044	4.07
Waste management charge	16,621	17,496	875	5.26
Supplementary rates and rate adjustments	373	641	268	71.85
Interest on rates and charges	1,001	750	(251)	(25.07)
Revenue in lieu of rates	16	17	1	6.25
Total rates and charges	117,453	122,390	4,937	4.20

*These items are subject to the rate cap established under the FGRS.

This will raise total rates and charges for 2023/24 to \$122.4 million including:

- Base rate revenue of \$103.49 million (maximum allowed per the State Government rate cap - refer to 4.1.1(i) Fair Go Rates System Compliance Table).
- User charges for waste services are based on a user pay basis and full cost recovery. There is a proposed 4.0% increase in waste service charges for 2023/24. This annual charge is usually calculated on a cost recovery basis, however with Council being cognisant of the cost of living pressures in the community, the waste service charge will only increase by 4.0% in 2023/24 despite a 10.0% increase in the cost to Council of collecting and disposing of waste and recyclable materials in 2023/24.
- New properties/improvements (supplementary rate income) - budgeted to be \$0.64 million in 2023/24.
- Interest is charged under the Local Government Act on overdue rates and charges debts and is budgeted to be \$0.75 million. The interest is prescribed in Victoria's Penalty Interest Rate Act.
- Cultural and recreational land charge in lieu of rates of \$0.02 million.

4.1.1(b) The rate in the dollar to be levied as general rates under section 158 of the Act for each type or class of land compared with the previous financial year

Type or class of land	2022/23 cents/\$CIV	2023/24 cents/\$CIV	Change %
Uniform Rate	0.00148199	0.00155331	4.81

4.1.1(c) The estimated total amount to be raised by general rates in relation to each type or class of land, and the estimated total amount to be raised by general rates, compared with the previous financial year

Type or class of land	2022/23 \$'000	2023/24 \$'000	Change \$'000	%
Residential	93,021	96,453	3,432	3.69
Commercial	6,128	6,788	660	10.78
Industrial	297	244	(52)	(17.57)
Cultural and Recreational	31	17	(14)	(46.66)
Total amount to be raised by general rates	99,476	103,502	4,026	4.05

4.1.1(d) The number of assessments in relation to each type or class of land, and the total number of assessments, compared with the previous financial year

Type or class of land	2022/23 Number	2023/24 Number	Change Number	%
Residential	50,834	51,174	340	0.67
Commercial	1,812	1,800	(12)	(0.66)
Industrial	139	77	(62)	(44.60)
Cultural and Recreational	17	16	(1)	(5.88)
Total number of assessments	52,802	53,067	265	0.50

4.1.1(e) The basis of valuation to be used is the Capital Improved Value (CIV)

4.1.1(f) The estimated total value of each type or class of land, and the estimated total value of land, compared with the previous financial year



Type or class of land	2022/23	2023/24	Change	
	\$ million	\$ million	\$ million	%
Residential	62,767	62,095	(672)	(1.07)
Commercial	4,135	4,370	235	5.69
Industrial	200	157	(43)	(21.35)
Cultural and Recreational	59	49	(10)	(16.67)
Total value of land	67,162	66,672	(490)	(0.73)

4.1.1(g) The municipal charge under Section 159 of the Act compared with the previous financial year

No municipal charge is proposed for 2023/24.

4.1.1(h) The estimated total amount to be raised by municipal charges compared with the previous financial year

No municipal charge is proposed for 2023/24.

4.1.1(i) The rate or unit amount to be levied for each type of service rate or charge under Section 162 of the Act compared with the previous financial year

Type of Charge	Per Rateable Property	Per Rateable Property	Change	
	2022/23	2023/24	\$	%
Residential				
Standard service				
80 litre garbage, 240 litre recycling and 240 litre garden	309.50	322.00	12.50	4.04
Other waste options				
Charge for larger 120 litre garbage bin	94.70	98.50	3.80	4.01
Charge for larger 360 litre recycling bin	45.00	47.00	2.00	4.44
Charge for larger 240 litre garbage bin	-	349.50	349.50	
Charge for larger 240 litre garbage bin with discount	-	174.50	174.50	
120 litre garbage, 240 litre recycling and 240 litre garden	404.20	420.50	16.30	4.03
120 litre garbage, 240 litre recycling and 120 litre garden	404.20	420.50	16.30	4.03
80 litre garbage, 240 litre recycling and 120 litre garden	309.50	322.00	12.50	4.04
80 litre garbage and 240 litre recycling	309.50	322.00	12.50	4.04
120 litre garbage and 240 litre recycling	404.20	420.50	16.30	4.03
Additional 80 litre garbage	205.40	213.50	8.10	3.94
Additional 120 litre garbage	241.20	250.50	9.30	3.86
Additional 240 litre recycling	88.00	91.50	3.50	3.98
Additional 360 litre recycling	133.50	139.00	5.50	4.12
Additional 120 litre garden	116.40	121.00	4.60	3.95
Additional 240 litre garden	145.40	151.50	6.10	4.20
Domestic change bin (charged per changeover not per annum)	68.30	71.00	2.70	3.95
Commercial				
Commercial 240 litre garbage	604.00	628.00	24.00	3.97
Additional 240 litre commercial garbage	754.50	784.50	30.00	3.98

4.1.1(j) The estimated total amount to be raised by each type of service rate or charge, and the estimated total amount to be raised by service rates and charges, compared with the previous financial year

Type of Charge	2022/23 \$	2023/24 \$	Change \$	%
Residential				
Standard service 80 litre garbage, 240 litre recycling and 240 litre garden	13,585,646	14,277,480	693,835	5.11
Other waste options				
Charge for larger 120 litre garbage bin	1,525,041	1,621,212	96,171	6.31
Charge for larger 360 litre recycling bin	106,740	116,936	10,196	9.55
Additional 80 litre garbage	79,529	85,614	6,085	7.65
Additional 120 litre garbage	221,479	249,248	27,769	12.54
Additional 240 litre recycling	39,776	40,169	393	0.99
Additional 360 litre recycling	11,748	12,371	623	5.30
Additional 120 litre garden	583	605	23	3.86
Additional 240 litre garden	194,679	214,979	20,300	10.43
Supplementary charges during year	61,900	64,400	2,500	4.04
Commercial				
Commercial 240 litre garbage	437,658	434,576	(3,082)	(0.70)
Additional 240 litre commercial garbage	166,745	142,779	(23,966)	(14.37)
Special accommodation				
Retirement villages & nursing homes	218,291	229,616	11,325	5.19
MC ²	5,965	6,203	238	3.99
Total	16,653,778	17,496,186	842,408	5.06

4.1.1(k) The estimated total amount to be raised by all rates and charges compared with the previous financial year

	2022/23 \$	2023/24 \$	Change \$	%
Residential	93,020,667	96,453,102	3,432,436	3.69
Commercial	6,128,054	6,788,454	660,400	10.78
Industrial	296,613	244,499	(52,114)	(17.57)
General rates revenue	99,445,333	103,486,055	4,040,722	4.06
Cultural and recreational	30,983	16,526	(14,457)	(46.66)
Supplementary rates	572,000	641,000	69,000	12.06
Low-income rebate	(23,000)	(40,000)	(17,000)	73.91
Total general rates	100,025,317	104,103,581	4,078,264	4.08
Waste charges	16,653,778	17,496,186	842,408	5.06
Total Rates and charges	116,679,095	121,599,767	4,920,672	4.22

4.1.1(l) Fair Go Rates System Compliance

Council is required to comply with the State Government’s Fair Go Rates System (FGRS). The table below details the budget assumptions consistent with the requirements of the Fair Go Rates System.

	2022/23	2023/24
Total Rates	\$97,735,122	\$99,986,369
Number of rateable properties	52,785	53,051
Base Average Rate	\$1,851.57	\$1,884.72
Maximum Rate Increase (set by the State Government)	1.75%	3.50%
Capped Average Rate	\$1,883.97	\$1,950.69
Maximum General Rates and Municipal Charges Revenue	\$99,445,356	\$103,486,055
Budgeted General Rates and Municipal Charges Revenue	\$99,445,333	\$103,486,055
Budgeted Supplementary Rates	\$572,000	\$641,000
Budgeted Total Rates and Municipal Charges Revenue	\$100,017,333	\$104,127,055

4.1.1(m) Any significant changes that may affect the estimated amounts to be raised by rates and charges

There are no known significant changes which may affect the estimated amounts to be raised by rates and charges. However, the total amount to be raised by rates and charges may be affected by:

- The making of supplementary valuations (2023/24: estimated \$641,000 and 2022/23: \$572,000)
- The variation of returned levels of value (e.g. valuation appeals)
- Changes of use of land such that rateable land becomes non-rateable land and vice versa
- Changes of use of land such that residential land becomes business land and vice versa.

4.1.1(n) Differential rates

No differential rates are proposed for 2023/24.

4.1.1(o) Cultural and recreational land; charges in lieu of rates

In accordance with Section 4(4) of the Cultural and Recreational Lands Act 1963, Cultural and Recreational Lands to be charged in lieu of rates as per the below schedule:

Club	Address	Charges in lieu of rates for 2023/24
Veneto Club	191 Bulleen Road, Bulleen	\$16,526

4.1.1(p) Combined general rates and waste charges

	2022/23	2023/24	Change	
	\$	\$	\$	%
Property value - example	\$1,271,243	\$1,255,825	(15,926)	(1.25)
Rate in \$	\$0.00148199	\$0.00155331	0.00007132	4.81
General rate (property value x rate in \$)	\$1,884.72	\$1,950.69	65.97	3.50
Standard waste charge	\$309.50	\$322.00	12.50	4.04
Total rates and waste charges	\$2,194.22	\$2,272.69	78.47	3.58

4.1.2 Statutory fees and fines

	Forecast	Budget	Change	
	Actual	2023/24	\$'000	%
	2022/23	2023/24	\$'000	%
Infringements and costs	801	1,428	627	78.28
Town planning fees	1,121	1,283	162	14.45
Land and property information certificates	544	528	(16)	(2.94)
Asset protection and other permits	377	350	(27)	(7.16)
Total statutory fees and fines	2,843	3,589	746	26.24

Statutory fees are forecast to return to pre COVID-19 level. These fees mainly relate to permit fees and fines levied in accordance with legislation and include parking, animal, fire, asset protection and other fines. The decision to increase statutory fees and fines is not made by Council, but by the State Government under legislation.

4.1.3 User fees

	Forecast	Budget	Change	
	Actual	2023/24	\$'000	%
	2022/23	2023/24	\$'000	%
Hall hire and function centre charges	998	1,837	839	84.07
Social and community services charges	349	575	226	64.76
Town planning fees	486	490	4	0.82
Aged services fees	681	223	(458)	(67.25)
Registration fees (Animal, Food & Health)	1,221	1,374	153	12.53
Advertising fees	300	272	(28)	(9.33)
Culture and recreation fees	170	208	38	22.35
Chargeable works fees	664	710	46	6.93
Rent of Council facilities	2,529	2,513	(16)	(0.63)
Other fees and charges	1,081	1,192	111	10.27
Total user fees	8,479	9,394	915	10.79

User charges relate to the recovery of service delivery costs through the charging of fees to users of Council's services. Total user fees are projected to increase gradually to pre COVID-19 levels.

2023/24 Fees and charges will increase generally by 4.0% (CPI) and rounding. Section 6 "Schedule of fees and charges" contains a detailed listing of the 2023/24 fees and charges.

4.1.4 Grants

Grants are required by the Act and the Regulations to be disclosed in the budget.

	Forecast	Budget	Change	
	Actual	2023/24	\$'000	%
	2022/23	2023/24	\$'000	%
	\$'000	\$'000	\$'000	%
Grants were received in respect of the following:				
Summary of grants				
Commonwealth funded grants	14,356	9,321	(5,035)	(35.07)
State funded grants	5,398	3,906	(1,492)	(27.64)
Total grants received	19,754	13,227	(6,527)	(33.04)
(a) Operating Grants				
Recurrent - Commonwealth Government				
Financial Assistance Grants	3,112	3,210	98	3.15
Aged care	6,184	2,819	(3,365)	(54.41)
Food services	419	151	(268)	(63.96)
Recurrent - State Government				
Maternal and child health	999	997	(2)	(0.20)
Family and children	949	987	38	4.00
School crossing supervisors	355	369	14	3.94
Open space and bushland	121	118	(3)	(2.48)
Immunisation	89	92	3	3.37
Emergency services	98	80	(18)	(18.37)
Community safety	116	101	(15)	(12.93)
Road maintenance	61	64	3	4.92
Other	3	-	(3)	(100.00)
Total recurrent grants	12,506	8,988	(3,518)	(28.13)
Non-recurrent - Commonwealth Government				
Aged care	202	-	(202)	(100.00)
Food services	80	-	(80)	(100.00)
Other	11	-	(11)	(100.00)
Non-recurrent - State Government				
Community safety	25	-	(25)	(100.00)
Community Resilience (COVID-19)	132	-	(132)	(100.00)
Maternal and child health	14	286	272	1,942.86
Immunisation	15	-	(15)	(100.00)
Sustainability	164	-	(164)	(100.00)
Social planning	40	-	(40)	(100.00)
Other	5	-	(5)	(100.00)
Total non-recurrent grants	688	286	(402)	(58.43)
Total operating grants	13,194	9,274	(3,920)	(29.71)
(b) Capital Grants				
Recurrent - Commonwealth Government				
Roads to recovery	536	536	-	-
Financial Assistance Grant	1,042	1,069	27	2.59
Total recurrent grants	1,578	1,605	27	1.71
Non-recurrent - Commonwealth Government				
Transport	-	1,000	1,000	100.00

	Forecast	Budget	Change	
	Actual	2023/24	\$'000	%
	2022/23	2023/24		
	\$'000	\$'000	\$'000	%
Roads	2,770	536	(2,234)	(80.64)
Non-recurrent - State Government				
Buildings	612	372	(240)	(39.22)
Roads	500	440	(60)	(12.00)
Open space	583	-	(583)	(100.00)
Recreation & leisure	517	-	(517)	(100.00)
Total non-recurrent grants	4,982	2,348	(2,634)	(52.86)
Total capital grants	6,560	3,953	(2,607)	(39.73)
Total Grants	19,754	13,227	(6,527)	(33.04)

Total grants include monies received from the State and Federal Governments for the purpose of funding the delivery of services to ratepayers and the capital works program. Overall, the level of total grants is forecast to decrease by \$6.53 million compared to 2022/23. The reduction is mainly due to Council's decision to transition out of Commonwealth Home Support Programme (CHSP) services by 31 October 2023 which results in a decrease in grant funding and corresponding expenditure associated with Aged Services. In addition, during 2022/23 one-off capital grant funding was received to deliver the capital works program.

4.1.5 Contributions

	Forecast	Budget	Change	
	Actual	2023/24	\$'000	%
	2022/23	2023/24		
	\$'000	\$'000	\$'000	%
Monetary	4,760	5,292	532	11.18
Non-monetary	1,059	1,020	(39)	(3.68)
Total contributions	5,819	6,312	493	8.47

Total contributions include cash and non-cash contributions by developers in regard to open space, development contribution plans (DCP) and the value of land, roads, and footpaths transferred to council ownership by developers.

The budgeted monetary contributions for 2023/24 includes \$5.0 million of open space contributions from developers. In addition, \$0.16 million of club contributions is budgeted to be received towards capital works projects.

Monetary contributions are placed in a cash backed reserve to fund future capital works projects.

4.1.6 Other income

	Forecast	Budget	Change	
	Actual	2023/24	\$'000	%
	2022/23	2023/24		
	\$'000	\$'000	\$'000	%
Interest	2,500	3,200	700	28.00
Other	874	122	(752)	(86.04)
Total other income	3,374	3,322	(52)	(1.54)

Council's cash and deposits are invested in accordance with the Council Investment Policy. The funds are invested with a number of financial institutions, and include cash on hand, at call and short

to medium term deposits. Term deposit interest rates are anticipated to remain relatively high in the current economic environment.

The decrease in other income is mainly due to one-off items in 2022/23.

4.1.7 Employee costs

	Forecast	Budget	Change	
	Actual	2023/24		
	2022/23	2023/24	\$'000	%
	\$'000	\$'000	\$'000	%
Wages and salaries	64,631	62,110	(2,521)	(3.90)
Capitalised labour	(3,121)	(3,003)	118	(3.78)
Total employee costs	61,510	59,107	(2,403)	(3.91)

Council provides services to our community through a combination of directly employed staff, temporary staff and services purchased from contractors. The extent that a service is provided by staff or contractor (or combination of both as is often the case) is determined on a service-by-service basis. The approach provides both an efficient and flexible approach to service delivery.

Wages and salaries (operating costs) include wages, superannuation, Workcover and other salary on costs for employees involved in the delivery of over 100 services for our community.

Capitalised labour includes the cost of employees and temporary staff from agencies involved in design, supervision and delivery of projects in the \$54 million capital works program.

Total employee costs are forecast to decrease by \$2.40 million or 3.9% compared to 2022/23. The change is mainly due a provision raised in 2022/23 for one off restructure costs as a result of Council's decision to transition out of CHSP services by 31 October 2023 and the resulting effect of lower staff numbers and expenditure in 2023/24 as a result of the Council decision.

4.1.8 Materials and services

	Forecast	Budget	Change	
	Actual	2023/24		
	2022/23	2023/24	\$'000	%
	\$'000	\$'000	\$'000	%
Waste contracts	14,680	15,248	568	3.87
Parks, sporting reserves, street trees and bushland maintenance	5,731	6,814	1,083	18.90
Roads, drainage, and other infrastructure repairs and maintenance	3,759	3,973	214	5.69
Community building repairs and maintenance	2,575	2,376	(199)	(7.73)
Community events and services	561	829	268	47.77
Economic and community wellbeing	1,030	933	(97)	(45.53)
Fleet	842	923	81	9.62
Aged care services	393	493	100	25.45
Information Technology & Project Management	253	1,464	1,211	478.66
General materials and services	1,439	1,755	316	21.96
Total materials and services	31,263	34,808	3,545	11.34

Materials, services and contracts include payment to contractors for the provision of services, the purchase of consumables, maintenance costs and general materials to enable Council to provide a wide range of services. Materials, services and contracts are expected to increase by \$3.55 million or 11.34%. The key variances mainly relate to:

- waste contracts costs for the collection and disposal of waste are budgeted to increase by \$0.57 million. This is predominately due to increased disposal costs resulting from a large increase in the State Government landfill levy charged to Council from July 2023;
- an increase in funding for new initiatives and service level change in Parks, sporting reserve, bushland maintenance and street trees including transfer of budget originally accounted for in the Capital Works Program for tree planting;
- increased road, drainage and hydrants maintenance budget;
- one-off establishment costs associated with Co-Working Hub Program (2 year pilot);
- increased funding for enhanced Assisted Transport Service (Community Bus) and Healthy Community Support Activities for our senior citizens; and
- transfer of \$1.20 million budget which was historically accounted for in the Capital Works Program for IT related operational projects.

4.1.9 Depreciation

	Forecast	Budget	Change	
	Actual			
	2022/23	2023/24	\$'000	%
	\$'000	\$'000	\$'000	%
Property	4,573	4,430	(143)	(3.13)
Plant & equipment	1,212	1,385	173	14.27
Infrastructure	20,345	21,715	1,370	6.73
Computers and telecommunications	476	650	174	36.55
Total depreciation	26,606	28,180	1,574	5.92

Depreciation is an accounting measure which attempts to allocate the value of an asset over its useful life for Council's property, plant & equipment and infrastructure assets such as roads and drains. The increase is mainly due to the completion of the capital works program and the full year impact of depreciation of the 2022/23 capital program.

4.1.10 Amortisation - Intangible assets

	Forecast	Budget	Change	
	Actual			
	2022/23	2023/24	\$'000	%
	\$'000	\$'000	\$'000	%
Intangible assets	2,849	2,655	166	6.67
Total amortisation - intangible assets	2,489	2,655	166	6.67

Amortisation is an accounting measure which attempts to allocate the value of an asset over its useful life for Council's intangible assets (software).

4.1.11 Amortisation - Right of use assets

	Forecast	Budget	Change	
	Actual	2023/24		
	2022/23	2023/24	\$'000	%
	\$'000	\$'000	\$'000	%
Right of use assets	325	333	8	2.46
Total amortisation - right of use assets	325	333	8	2.46

Amortisation is an accounting measure which attempts to allocate the value of an asset over its useful life for Council's right of use assets.

4.1.12 Other expenses

	Forecast	Budget	Change	
	Actual	2023/24		
	2022/23	2023/24	\$'000	%
	\$'000	\$'000	\$'000	%
Software licences	4,591	4,816	225	4.90
Consultants	1,864	1,563	(301)	(16.15)
Legal expenses	909	627	(282)	(31.02)
Community grants	5,516	5,864	348	6.31
Insurance	1,389	1,555	166	11.95
Utilities	2,141	2,493	352	16.44
Other service delivery costs	5,118	4,886	(232)	(4.53)
Total other expenses	21,528	21,804	276	1.28

Other expenses include a variety of costs incurred to support the wide variety of services that Council delivers and are budgeted to remain at the 2022/23 level. The key variances mainly relate to:

- Community grants funding includes increased funding for Neighbourhood Housing, Community Partnership Grants and ongoing funding for extended library hours;
- Utilities expenses are projected to increase due to higher than CPI increase in utilities tariffs along with high usage as a result of return to pre-COVID levels; and
- Budget for specialist services (consultants and legal expenses) is projected to decrease mainly due to one-off budget allocated in 2022/23 for various initiatives including implementation and migration of number corporate systems to a hosted Software as a Service platform.

4.2 Balance Sheet

4.2.1 Assets

4.2.1a Current Assets

Current assets include cash and cash equivalents (cash held in bank accounts and term deposits or other highly liquid investments with terms of three months or less), other financial assets (term deposits with terms between three and twelve months) and monies owed to Council by ratepayers and others.

As at 30 June 2024, total current assets are projected to decrease by \$12.8 million mainly attributable to expenditure on the \$54 million capital works program.

4.2.1b Non-current Assets

Property, infrastructure, plant & equipment and intangible assets represents 99.9 per cent of Council's non-current assets. During 2023/24, these assets are projected to increase by \$23.14 million as a result of the capital works program (\$53.86 million). These are partly offset by depreciation/amortisation of assets (\$29.27 million).

4.2.2 Liabilities

4.2.2a Current Liabilities

Total current liabilities (obligations to pay within the next twelve months) are projected to decrease by \$0.82 million due mainly to recognition of prior years unearned income during the year.

4.2.2b Non-current Liabilities

Total non-current liabilities (obligations to pay within the next twelve months) are projected to decrease by \$0.32 million due mainly to reduction in lease liabilities associated with right-of-use assets.

4.2.3 Borrowings

Council does not currently have loan borrowings nor proposes to borrow over the four-year period.

	Forecast Actual 2022/23	Budget 2023/24	Projections		
	\$	\$	2024/25	2025/26	2026/27
	\$	\$	\$	\$	\$
Amount borrowed as at 30 June of the prior year	-	-	-	-	-
Amount proposed to be borrowed	-	-	-	-	-
Amount projected to be redeemed	-	-	-	-	-
Amount of borrowings as at 30 June	-	-	-	-	-

4.2.4 Leases by category

As a result of the introduction of AASB 16 Leases, right-of-use assets and lease liabilities have been recognised as outlined in the table below.

	Forecast Actual 2022/23 \$'000	Budget 2023/24 \$'000
Right-of-use assets		
Land and building	2,011	1,690
IT equipment	15	2
Total right-of-use assets	2,026	1,692
Lease liabilities		
Current lease Liabilities		
Land and building	299	316
IT equipment	13	2
Total current lease liabilities	312	318
Non-current lease liabilities		
Land and building	1,850	534
IT equipment	2	-
Total non-current lease liabilities	1,852	1,534
Total lease liabilities	2,164	1,852

Where the interest rate applicable to a lease is not expressed in the lease agreement, Council applies the average incremental borrowing rate in the calculation of lease liabilities.

4.3 Statement of changes in Equity

4.3.1 Reserves

Other reserves are cash reserves which Council wishes to separately identify as being set aside to meet a specific purpose in the future and to which there is no existing liability. This component includes Reserves such as the Open Space Reserve and the Doncaster Hill Development Contributions Plan Reserve. These amounts are transferred to or from the accumulated surplus of Council and are separately disclosed. Other Reserves are budgeted to have a small net decrease in 2023/24 as a result of funds to be used for selected capital works projects.

4.3.2 Equity

Equity is the difference between the value of the total assets and the value of total liabilities. It represents the net worth of Council as at 30 June and is made up of the following components:

- Accumulated surplus is the value of all the net assets less reserves that have accumulated over time. For the year ending 30 June 2024, the accumulated surplus is budgeted to increase by \$12.05 million chiefly as a result of 2023/24 operating surplus.
- Asset revaluation reserve which represents the difference between the previously recorded value of assets and their current valuations and is projected to remain at the 2022/23 level.
- Other reserves.

4.4 Statement of Cash Flows

4.4.1 Net cash flows provided by/used in operating activities

Net cash flows from operating activities is budgeted to be similar to 2022/23 levels.

4.4.2 Net cash flows provided by/used in investing activities

Net cash flows used in investing activities are projected to decrease by \$32.68 million primarily due to the inflow of maturing financial assets (term deposits) during the year.

4.4.3 Net cash flows provided by/used in financing activities

Council is not proposing to take up new borrowings in 2023/24.

4.5 Restricted and unrestricted cash and investments

	Note	Forecast Actual 2022/23 \$'000	Budget 2023/24 \$'000	Change Fav / (Unfav) \$'000
Total cash and investments		90,150	79,024	(11,126)
Restricted cash and investments				
Other reserves	4.5.1	(13,530)	(12,929)	601
- Open Space reserve		(12,353)	(12,190)	163
- Doncaster Hill / DCP reserve		(1,177)	(739)	438
Other restricted cash	4.5.2	(30,843)	(22,090)	8,753
- Trust funds and deposits		(13,890)	(13,890)	-
- Circular economy fund		(9,425)	(8,200)	1,225
- Cash held to fund carry forward capital works		(7,528)	-	7,528
Unrestricted cash and investments	4.5.3	45,777	44,005	(1,772)
Intended use of cash	4.5.4	(22,544)	(21,408)	1,136
- Strategic fund		(12,303)	(11,164)	1,140
- Leisure facilities reserve		-	(244)	(244)
- Long service leave		(9,784)	(10,000)	(216)
- Manningham Recreation Association contributions		(457)	-	457
Unrestricted cash adjusted for intended use of cash	4.5.5	23,233	22,597	(636)

4.5.1 Other Reserves

These funds must be applied for specified purposes in accordance with various legislative requirements. While these funds can earn interest revenues for Council, the funds are not available for other purposes.

4.5.2 Other restricted cash

Council receives refundable deposits and other trust funds. This includes contractor deposits, landscape bond, bonds for the hire of Council facilities and other work bonds. In addition, other restricted cash includes the Circular Economy Fund which is set aside for capital works projects for sustainability and waste initiatives.

4.5.3 Unrestricted cash and investments

These funds are free of all specific Council commitments and represents the funds available to meet daily cash flow requirements, unexpected short term needs and any budget commitments which will be expended in the following year. Council regards these funds as necessary to ensure that it can meet its commitments as and when they fall due without borrowing further funds.

4.5.4 Intended use of cash

This includes cash set aside for specific future purposes by Council which is not subject to any external restriction or legislative requirements. As at 30 June 2024, Council is forecasting to have \$21.41 million for future intended uses. This includes:

- Council has set aside \$11.2 million in a Strategic Fund to create the capacity for Council to engage in strategic property acquisition and development opportunities, major community infrastructure development opportunities and for other one-off specific purposes in the future where required.
- Council has created a Leisure Facilities Reserve and income generated from Recreational and Leisure facilities like Aquarena and Indoor Stadiums will be applied to this fund. The purpose of this reserve is to fund recreational and leisure infrastructure related projects in the future when required.
- The projected long service leave liability at 30 June 2024 (\$10.0 million) has been set aside to ensure that council has the capacity to pay long service leave to employees when taken or upon departure.
- Prior year contributions from Manningham Recreation Association is expected to be fully expended during 2023/24.

4.5.5 Unrestricted cash adjusted for intended use of cash

Council is forecasting to hold \$22.6 million in cash without commitments or intended use as at 30 June 2024. This level is considered appropriate to ensure financial sustainability.

4.6 Capital works program

This section presents a listing of the capital works projects that will be undertaken for the 2023/24 year, classified by expenditure type and funding source. Works are also disclosed as current budget or carried forward from prior year.

4.6.1 Summary

	Forecast Actual 2022/23 \$'000	Budget 2023/24* \$'000	Change \$'000	%
Property	13,922	11,294	(2,628)	(18.88)
Plant and equipment	5,569	3,148	(2,421)	(43.47)
Infrastructure	33,150	39,422	6,272	18.82
Total	52,641	53,864	1,222	2.32

* 2023/24 includes \$7.53 million of projects carried forward from 2022/23.

	Project Cost \$'000	Asset expenditure types				Summary of Funding Sources			
		New \$'000	Renewal \$'000	Upgrade \$'000	Expansion \$'000	Grants \$'000	Contrib. \$'000	Council cash \$'000	Reserves \$'000
Property	11,294	5,200	3,402	1,944	747	372	-	5,982	4,940
Plant and equipment	3,148	295	2,584	269	-	-	-	3,148	-
Infrastructure	39,422	10,369	16,370	11,221	1,462	3,587	299	28,919	6,617
Total	53,864	15,864	22,356	13,435	2,210	3,960	299	38,049	11,557

This section presents an overview of the capital works projects to be undertaken in 2023/24 by expenditure type.

\$53.86 million has been budgeted for capital works in 2023/24.

Page | 52

Property (\$11.3 million)

For the 2023/24 year, \$11.3 million will be expended on building and building improvement projects including community facilities, sports facilities and pavilions:

- \$3.8 million on property acquisitions
- \$1.4 million on the exterior of MC²
- \$0.9 million on the expansion of Tunstall Square Kindergarten
- \$0.9 million on the Finn Reserve Scout Hall
- \$0.7 million for Solar Panels installation program
- \$0.6 million on general building refurbishments
- \$0.5 million on the Schramm's Cottage Museum Complex Visitor Centre
- \$0.5 million on Public Toilets

Plant and Equipment including art works (\$3.1 million)

Projects include ongoing cyclical replacement of the plant and vehicle fleet (\$2.7 million) and art works (\$0.3 million).

Infrastructure (\$39.4 million)

Infrastructure includes roads, footpaths and cycleways, drainage, recreation, leisure and community facilities, parks, open space and streetscapes. For the 2023/24 year, Council is proposing to spend \$39.4 million on infrastructure and major projects in each category as listed below:

Roads & bridges (\$15.4 million)

- \$4.0 million for road resurfacing
- \$2.5 million for Tram / Merlin Traffic Signals
- \$1.8 million for Major Road Lights - LED & Smart Controls Retrofit
- \$1.5 million for Jumping Creek Road
- \$1.0 million for Websters Road
- \$1.0 million for Fitzsimons Lane and Main Road Corridor (Templestowe Route)

Footpaths and Cycleways (\$4.5 million)

- \$1.0 million for renewal of existing footpaths
- \$0.6 million for the Taroona Avenue Shard Path
- \$0.5 million on the Main Yarra Trail extension to Warrandyte
- \$0.3 million for a new footpath in Parker Street
- \$0.3 million for a new footpath in Walker Street, and \$0.2 million for footpaths in parks.

Drainage (\$5.0 million)

- \$1.5 million for Melbourne Hill
- \$0.7 million for Brackenbury Street ROW
- \$0.7 million for Arundel Road / Pine Avenue
- \$0.6 million for Everard Drive

Recreation, leisure and community facilities (\$3.9 million)

- \$0.6 million for Wonga Park Netball Court
- \$0.5 million for the Aquarena 50m Pool
- \$0.4 million for Rieschiecks Reserve Management Plan (incl. Waldau)
- \$0.4 million for Donvale Bowls
- \$0.3 million for Tennis Court Strategy
- \$0.2 million for Park Orchards Tennis Club
- \$0.2 million for Public Tennis Court Improvement Works (Koonung Park)

Parks, open space and streetscapes (\$10.6 million)

- \$2.3 million for Hepburn Reserve
- \$1.0 million for Ruffey Lake Park Playground upgrade - Victoria Street
- \$0.8 million for Ruffey Creek Linear Park
- \$0.8 million for Ruffey Lake Park Pedestrian Bridges and Boardwalk
- \$0.6 million for Swanston Reserve Skate Facility
- \$0.4 million for Sporting Reserves (AMS)
- \$0.4 million for Currawong Tennis Court Resurfacing & Floodlight Upgrade

Page | 54

4.6.2 Current Budget

Capital Works Area	Project Cost \$'000	New \$'000	Asset expenditure types			Summary of Funding Sources			
			Renewal \$'000	Upgrade \$'000	Expansion \$'000	Grants \$'000	Contrib. \$'000	Council cash \$'000	Reserves \$'000
PROPERTY									
Land									
Land Acquisition Program - Open Space for Manningham	1,800	1,800	-	-	-	-	-	-	1,800
Buildings									
Schramm's Cottage Museum Complex Visitor Centre	500	450	25	25	-	-	-	-	500
Solar Panel Installation Program	700	350	350	-	-	-	-	700	-
Rieschiecks Reserve Athletic Pavilion Redevelopment	100	-	25	75	-	-	-	100	-
Replacement Lifts Civic Centre	250	-	125	125	-	-	-	250	-
Environmental Sustainable Design Program	290	290	-	-	-	-	-	290	-
Domenev Recreation Centre Kitchen Upgrade	112	-	-	112	-	-	-	-	112
Building Improvements									
Aquarena - Agreement EF18/11204	300	-	300	-	-	-	-	300	-
Miscellaneous Building Refurbishment Works	460	-	460	-	-	-	-	460	-
MC2 (Capital Minor Works)	100	-	100	-	-	-	-	100	-
Indoor Stadium AMS (Highball Facilities)	321	-	257	64	-	-	-	50	271
Airconditioning Sheahans Road - Bulleen Basketball Stadium	100	-	80	20	-	-	-	100	-
Emergency Management Initiatives	50	-	50	-	-	-	-	50	-
Finns reserve Scouts upgrade AMS Buildings	900	-	900	-	-	-	-	900	-
Office Accommodation Renewal	100	-	100	-	-	-	-	100	-
MC2 Exterior	1,400	-	-	1,400	-	-	-	1,400	-
Public Toilet Strategy Implementation	500	250	250	-	-	-	-	500	-
Tunstall Square Kindergarten expansion and Maternal and Child Health Centre minor works (exterior entry to building)	934	-	93	93	747	372	-	562	-
Bulleen Library Internal Layout Changes	20	-	15	5	-	-	-	20	-
Aggregated Kindergarten Renewal Projects	100	-	75	25	-	-	-	100	-
TOTAL PROPERTY	9,037	3,140	3,205	1,944	747	372	-	5,982	2,683
PLANT AND EQUIPMENT									
Plant, Machinery and Equipment									
Plant Replacement Project	2,243	-	2,019	224	-	-	-	2,243	-
Computers and Telecommunications									
IT Infrastructure	150	-	150	-	-	-	-	150	-
Art Works									
Art Collection Conservation	10	-	10	-	-	-	-	10	-
Art Collection Acquisitions	30	30	-	-	-	-	-	30	-
Commissioning of public art	33	33	-	-	-	-	-	33	-
Ruffey Lake Park Public Art Commission	57	57	-	-	-	-	-	57	-
Mullum Mullum Public Art Commission	100	100	-	-	-	-	-	100	-
TOTAL PLANT AND EQUIPMENT	2,623	220	2,179	224	-	-	-	2,623	-

Capital Works Area	Project Cost \$'000	Asset expenditure types				Summary of Funding Sources			
		New	Renewal	Upgrade	Expansion	Grants	Contrib.	Council cash	Reserves
		\$'000	\$'000	\$'000	\$'000	\$'000	\$'000	\$'000	\$'000
INFRASTRUCTURE									
Roads									
Arterial Road Pavements (Link & Collector)	200	-	200	-	-	-	-	200	-
Carpark Resurfacing & Minor Upgrades	100	-	100	-	-	-	-	100	-
Concrete ROWs	30	-	30	-	-	-	-	30	-
Pavement Design	25	-	25	-	-	-	-	25	-
Open Space Road Pavements	80	-	80	-	-	-	-	80	-
Pram Crossings	50	-	50	-	-	-	-	50	-
Road Restoration	500	-	500	-	-	-	-	500	-
Road Retaining Wall / Structure	10	-	10	-	-	-	-	10	-
Road Surfacing (Reseals)	4,000	-	4,000	-	-	2,140	-	1,860	-
Road Renewal - Kerb & Channel	540	-	540	-	-	-	-	540	-
Shopping Centre Enhancements	70	-	70	-	-	-	-	70	-
Tram / Merlin Traffic Signals	2,000	200	600	800	400	-	-	1,562	438
Table Drain Sealing	75	8	23	30	15	-	-	75	-
Websters Road, Templestowe	1,000	100	300	400	200	-	-	1,000	-
Jumping Creek Road	1,500	-	750	600	150	-	-	1,500	-
Fitzsimons Lane and Main Road Corridor (Templestowe Route)	1,000	-	500	500	-	1,000	-	-	-
Major Road Lights - LED & Smart Controls Retrofit	1,800	-	-	1,800	-	-	-	1,800	-
Road and Assets Design (Templestowe Triangle)	600	-	150	450	-	-	-	600	-
Pound Road Warrandyte Road intersection reconfiguration	150	150	-	-	-	-	-	150	-
Traffic Signal Controller and Lantern LED upgrade	80	-	-	80	-	-	-	80	-
King Street pedestrian refuge @ Ruffey Creek/The Boulevard	80	40	-	20	20	-	-	80	-
Migate Primary School Pick Up / Drop Off Facility	50	25	-	25	-	-	-	50	-
Victoria Street Pedestrian Operated Signals (Ruffey Lake Masterplan)	81	41	-	41	-	-	-	81	-
42 High Street Bus Shelter	75	75	-	-	-	-	-	75	-
115-119 Manningham Road Bus Shelter	75	75	-	-	-	-	-	75	-
Andersons Creek Road Bus Shelter (opposite 1 Longstaff Court)	75	75	-	-	-	-	-	75	-
Williamsons Road Bus Shelter (behind 9 Hawtin Street)	75	75	-	-	-	-	-	75	-
52 King Street Bus Shelter	75	75	-	-	-	-	-	75	-

Page | 56

Capital Works Area	Project Cost \$'000	Asset expenditure types				Summary of Funding Sources			
		New	Renewal	Upgrade	Expansion	Grants	Contrib.	Council cash	Reserves
		\$'000	\$'000	\$'000	\$'000	\$'000	\$'000	\$'000	\$'000
Bridges									
Bridges / Culverts - Roads & Reserves	100	-	100	-	-	-	-	100	-
Banksia Park Shared Path Bridge	440	440	-	-	-	440	-	-	-
Footpaths and Cycleways									
Footpaths - Parks	220	-	220	-	-	-	-	220	-
Footpaths - Roads	1,000	-	1,000	-	-	-	-	1,000	-
Dudley Road Stage 2 PFN	50	50	-	-	-	-	-	50	-
Taroona Avenue Shared Path	600	240	180	120	60	-	-	600	-
Main Yarra Trail Extension to Warrandyte	500	500	-	-	-	-	-	500	-
Walker Street Footpath	250	50	200	-	-	-	-	250	-
Parker Street (McLachlan to Milne), Templestowe Local Footpath	300	225	75	-	-	-	-	300	-
Pound Road, Warrandyte Local Footpath	100	75	25	-	-	-	-	100	-
368 Yarra Rd to Homestead New Footpath PFN	50	50	-	-	-	-	-	50	-
Blackburn Road Footpath, Doncaster East - Stage 1:									
From 8 Havelock Ct to Andersons Creek Rd - Stage 2:	50	38	13	-	-	-	-	50	-
From Zerbe Av to Chestnut Ct									
Pedestrian Refuge_Russell Rd/Mullens Rd/Ringwood Warrandyte Rd	100	50	-	25	25	-	-	100	-
Manningham Road service road access changes	150	75	-	38	38	-	-	150	-
Wood Street Footpath (Milne st to McLachlan st)	200	200	-	-	-	-	-	200	-
Anderson Creek Road(Blackburn road to Service road)	50	50	-	-	-	-	-	50	-
Hovea Street - Yarra Valley Preschool to Glendale Ave	20	20	-	-	-	-	-	20	-
Tindals Road - Ringwood-Warrandyte Road to Stintons Road RAB - 3km needs design	100	100	-	-	-	-	-	100	-
Reynolds Road - Tindals Road to Arnold Drive	50	50	-	-	-	-	-	50	-
Serpells Road shared path (Williamsons Road to 81 Serpells Road)	60	-	-	60	-	-	-	60	-
High Street shared path and refuge (Ayr St to Doncaster park and ride)	50	25	-	13	13	-	-	50	-
Tunstall Road shared path (Beverley St to St Clems reserve)	205	103	-	51	51	-	-	205	-
Hillcrest Reserve shared path (Eastlink trail connection)	150	-	-	150	-	-	-	150	-
Stintons Road, btw Falconer and Knees Roads - Road Safety Upgrade	50	-	-	50	-	-	-	50	-
Reynolds Road/Smiths Road Intersection Traffic Study	50	-	-	50	-	-	-	50	-
Springvale Road (Mullum Mullum stadium) - Pedestrian Refuge including lighting upgrade	120	-	-	120	-	-	-	120	-
Activity Centre ad-hoc safety improvements	15	-	-	15	-	-	-	15	-
Merlin Street Footpath Widening (Tram to Frederick)	50	-	-	-	50	-	-	50	-

Capital Works Area	Project Cost \$'000	Asset expenditure types				Summary of Funding Sources			
		New	Renewal	Upgrade	Expansion	Grants	Contrib.	Council cash	Reserves
		\$'000	\$'000	\$'000	\$'000	\$'000	\$'000	\$'000	\$'000
Drainage									
Underground / Open Drainage	200	-	200	-	-	-	-	200	-
Melbourne Hill Road Drainage Upgrade	1,500	405	600	495	-	-	-	1,500	-
69 Atkinson Street, Templestowe Drainage	400	108	160	132	-	-	-	400	-
Miscellaneous Drainage Improvements	405	138	134	134	-	-	-	405	-
Mitchell Ave Warrandyte Catchment Drainage	150	41	60	50	-	-	-	150	-
106-147 Brackenbury Street Warrandyte ROW Drainage	700	189	280	231	-	-	-	700	-
Blair Street Warrandyte – Street Drainage	50	14	20	17	-	-	-	50	-
Arundel Road & Pline Avenue Park Orchards- Drainage	700	189	280	231	-	-	-	700	-
Corriedale Cres Park Orchards Catchment Drainage	200	54	80	66	-	-	-	200	-
Dalry Ave Park Orchards Street Drain	50	-	50	-	-	-	-	50	-
Easement Drain - 31 - 39 Robert Street, Bulleen	20	20	-	-	-	-	-	20	-
Recreational, Leisure & Community Facilities									
Miscellaneous General Leisure	150	113	38	-	-	-	-	150	-
Cricket Nets / Coaches Boxes / Goalposts	30	-	30	-	-	-	-	30	-
Fencing	100	-	100	-	-	-	-	100	-
AMS - Outdoor Basketball & Netball Facilities	54	-	54	-	-	-	-	54	-
Childrens Services Projects	70	35	35	-	-	-	-	70	-
Donvale Bowls North Field Synthetic Conversion	389	389	-	-	-	-	-	389	-
Community Facilities Play Equipment AMS	48	-	48	-	-	-	-	48	-
Bin Cages at Sporting Facilities	20	20	-	-	-	-	-	20	-
Aquarena 50m pool Upgrade	500	-	-	500	-	-	-	-	500
Aggregated Leisure and Community Projects	65	-	65	-	-	-	-	65	-
Manningham Templestowe Leisure Centre Master Plan	50	25	25	-	-	-	-	-	50
Serpells Reserve Upgrade of sports field floodlighting to training standard	150	-	-	150	-	-	-	150	-
Park Orchards Tennis Club Court 1-4 and floodlight Upgrade	190	-	-	190	-	-	-	190	-
Active Reserve Facility Development Plans	30	-	15	15	-	-	-	30	-
Major Community Facilities	300	120	90	90	-	-	-	-	300
Aquarena Redevelopment (Outdoor Masterplan)	200	-	100	100	-	-	-	-	200
Donvale Indoor Sports Centre Redevelopment	50	-	25	25	-	-	-	-	50
Rieschiecks Reserve Management Plan (inc Waldau)	400	120	160	120	-	-	-	400	-
Bulleen Tennis Club Court 7 & 8 Resurfacing, floodlights	10	-	-	10	-	-	-	10	-
Wonga Park Netball Court Resurface & Floodlight Upgrade	553	-	-	553	-	-	-	553	-

Capital Works Area	Project Cost \$'000	Asset expenditure types				Summary of Funding Sources			
		New \$'000	Renewal \$'000	Upgrade \$'000	Expansion \$'000	Grants \$'000	Contrib. \$'000	Council cash \$'000	Reserves \$'000
Parks, Open Space and Streetscapes									
Sporting Reserves (AMS)	437	-	437	-	-	-	-	437	-
Road Furniture / Signs / Bins / Seats	65	-	65	-	-	-	-	65	-
Play Spaces - AMS	90	-	90	-	-	-	-	90	-
Street Lighting Replacement Program	45	-	23	11	11	-	-	45	-
Safety and Amenity works - Macedon Square	100	-	50	50	-	-	-	100	-
Templestowe Village Streetscape Upgrade	50	25	25	-	-	-	-	50	-
Miscellaneous Open Space Projects	31	31	-	-	-	-	-	31	-
Water Initiatives	200	200	-	-	-	-	-	-	200
Stiggants / Warrandyte River Reserve	120	90	-	30	-	-	-	120	-
Mullum Mullum Linear Park Stage 5 (Heid-Warr Rd to Yarra River)	100	75	25	-	-	-	-	100	-
Additional Street Lighting	53	-	-	-	53	-	-	53	-
City Signage Program	100	100	-	-	-	-	-	100	-
Koonung Creek Linear Park Management Plan	80	80	-	-	-	-	-	16	64
Energy Efficient Public Lighting Program	200	-	-	200	-	-	-	200	-
Hepburn Reserve	260	260	-	-	-	-	-	260	-
Studley Park (paths) Tullamore Interface	20	5	5	10	-	-	-	20	-
Ruffey Lake Park Playground Upgrade - Victoria Street (Waldau)	200	-	-	200	-	-	-	200	-
Ruffey Creek Linear Park- (Foote St) traffic signals	800	200	200	200	200	-	-	160	640
Domeney Reserve Management Plan Implementation	56	28	14	8	6	-	-	56	-
Astelot Reserve Playspace Renewal	150	-	135	15	-	-	-	-	150
Cat Jump Park Playspace Renewal	90	-	81	9	-	-	-	-	90
Doncaster Reserve Playspace Renewal	20	-	18	2	-	-	-	-	20
Donvale Reserve Playspace Renewal	200	-	180	20	-	-	-	-	200
Joroma Reserve Playspace Renewal	110	-	99	11	-	-	-	38	72
Maggs Reserve Playspace Renewal	15	-	14	2	-	-	-	-	15
Mossdale Reserve Playspace Renewal	15	-	14	2	-	-	-	-	15
Ted Ajani Reserve Playspace Renewal	250	-	225	25	-	-	-	50	200
St Clems Reserve South Open Space Development	20	20	-	-	-	-	-	-	20
Ted Ajani Reserve Open Space Development	15	3	9	3	-	-	-	15	-
Aggregated Small Reserves Concept Plans	50	50	-	-	-	-	-	50	-
Ruffey Lake Park Master Plan Implementation (inc Waldau)	300	75	75	75	75	-	-	-	300
Swanston Reserve Skate Facility Renewal	550	275	275	-	-	-	-	550	-
Templestowe Memorial Reserve Upgrade	220	110	110	-	-	-	-	220	-
Public Lighting in Reserves	20	10	10	-	-	-	-	20	-
Parks and Recreation Asset Renewal	72	-	72	-	-	-	-	72	-
Hodgson Reserve Playspace Renewal	135	-	122	14	-	-	-	35	100
Morna Reserve Playspace Renewal	135	-	122	14	-	-	-	35	100
Koonung Creek Playspaces Renewal	15	-	14	2	-	-	-	15	-

Capital Works Area	Project Cost \$'000	Asset expenditure types				Summary of Funding Sources			
		New	Renewal	Upgrade	Expansion	Grants	Contrib.	Council cash	Reserves
		\$'000	\$'000	\$'000	\$'000	\$'000	\$'000	\$'000	\$'000
Michael Reserve Playspace Renewal	135	-	122	14	-	-	-	110	25
Ruffey Lake Park Signage	90	90	-	-	-	-	-	-	90
Ruffey Lake Park Paths	157	63	94	-	-	-	-	-	157
Ruffey Lake Park Pedestrian Bridges and Boardwalk	830	830	-	-	-	-	-	-	830
Ruffey Lake Park Exercise Station - Boulevard Hill	150	143	8	-	-	-	-	-	150
Currawong Tennis Club Court 1 & 2 Resurfacing & 6 court floodlight upgrade	380	-	285	95	-	-	163	143	74
Carawatha/Koolkuna Demolition and DD	100	100	-	-	-	-	-	-	100
Kerry Reserve Playspace Renewal	135	-	101	34	-	-	-	110	25
Warrandyte RSL Landscaping Works	100	-	-	100	-	-	-	100	-
TOTAL INFRASTRUCTURE	34,676	8,119	15,504	9,688	1,366	3,580	163	25,758	5,175
TOTAL NEW CAPITAL WORKS	46,336	11,479	20,888	11,856	2,114	3,953	163	34,363	7,858

4.6.3 Works carried forward from the 2022/23 year

Capital Works Area	Project Cost \$'000	Asset expenditure types				Summary of Funding Sources			
		New \$'000	Renewal \$'000	Upgrade \$'000	Expansion \$'000	Grants \$'000	Contrib. \$'000	Council cash \$'000	Reserves \$'000
PROPERTY									
Land									
(SPP) Manningham Property Acquisition Project	1,960	1,960	-	-	-	-	-	-	1,960
Building Improvements									
(SPP) 300 Blackburn Road, Doncaster East - Remediation works, Concept Design and Feasibility	100	100	-	-	-	-	-	-	100
Schramm's Cottage Restoration Works	197	-	197	-	-	-	-	-	197
TOTAL PROPERTY	2,257	2,060	197	-	-	-	-	-	2,257
PLANT AND EQUIPMENT									
Plant, Machinery and Equipment									
Plant Replacement Project	450	-	405	45	-	-	-	450	-
Artworks									
Commissioning of public art	75	75	-	-	-	-	-	75	-
TOTAL PLANT AND EQUIPMENT	525	75	405	45	-	-	-	525	-
INFRASTRUCTURE									
Roads									
Tram / Merlin Traffic Signals	480	48	144	192	96	-	-	480	-
Drainage									
Everard Drive Drainage Upgrade	600	162	240	198	-	-	-	600	-
Recreational, Leisure & Community Facilities									
Tennis Court Strategy	314	-	251	63	-	-	136	178	-
Public Tennis Court Improvement Works (Koonung Park)	230	-	-	230	-	-	-	150	80
Parks, Open Space and Streetscapes									
Hepburn Reserve	2,040	2,040	-	-	-	-	-	1,753	287
Ruffey Lake Park Playground Upgrade - Victoria Street (Waldau)	825	-	-	825	-	-	-	-	825
Cat Jump Park Playspace Renewal	257	-	231	26	-	7	-	-	250
TOTAL INFRASTRUCTURE	4,746	2,250	866	1,533	96	7	136	3,161	1,442
TOTAL CARRIED FORWARD CAPITAL WORKS 2022/23	7,528	4,385	1,468	1,578	96	7	136	3,686	3,699

4.6.4 Summary of Planned Capital Works Expenditure

For the years ending 30 June 2025, 2026 & 2027

2024/25	Asset Expenditure Types					Funding Sources				
	Total \$'000	New \$'000	Renewal \$'000	Expansion \$'000	Upgrade \$'000	Total \$'000	Grants \$'000	Contributions \$'000	Council Cash \$'000	Reserves \$'000
Property										
Land	1,555	1,555	0	0	0	1,555	0	0	0	1,555
Total Land	1,555	1,555	0	0	0	1,555	0	0	0	1,555
Buildings	3,400	1,880	685	0	835	3,400	0	0	1,700	1,700
Building improvements	3,491	250	2,811	0	430	3,491	0	0	3,491	0
Total Buildings	6,891	2,130	3,496	0	1,265	6,891	0	0	5,191	1,700
Total Property	8,446	3,685	3,496	0	1,265	8,446	0	0	5,191	3,255
Plant and Equipment										
Plant, machinery and equipment	1,830	0	1,647	0	183	1,830	0	0	1,830	0
Fixtures, fittings and furniture	0	0	0	0	0	0	0	0	0	0
Computers and telecommunications	150	0	150	0	0	150	0	0	150	0
Art Works	130	120	10	0	0	130	0	0	130	0
Total Plant and Equipment	2,110	120	1,807	0	183	2,110	0	0	2,110	0
Infrastructure										
Roads	9,747	795	7,103	317	1,531	9,747	2,631	0	7,116	0
Bridges	320	220	100	0	0	320	220	0	100	0
Footpaths and cycleways	5,813	3,467	1,790	261	295	5,813	0	0	5,613	200
Drainage	4,563	1,334	1,943	0	1,286	4,563	0	0	4,563	0
Recreational, leisure and community facilities	8,893	670	2,025	0	6,199	8,893	100	100	1,793	6,900
Waste management	0	0	0	0	0	0	0	0	0	0
Parks, open space and streetscapes	5,152	1,702	2,363	287	801	5,152	0	30	2,670	2,453
Off street car parks	185	0	0	0	185	185	0	0	185	0
Total Infrastructure	34,673	8,188	15,323	865	10,297	34,673	2,951	130	22,040	9,553
Total Capital Works Expenditure	45,229	11,993	20,626	865	11,745	45,229	2,951	130	29,341	12,808

2025/26	Asset Expenditure Types					Funding Sources				
	Total \$'000	New \$'000	Renewal \$'000	Expansion \$'000	Upgrade \$'000	Total \$'000	Grants \$'000	Contributions \$'000	Council Cash \$'000	Reserves \$'000
Property										
Land	1,560	1,560	0	0	0	1,560	0	0	0	1,560
Total Land	1,560	1,560	0	0	0	1,560	0	0	0	1,560
Buildings	1,266	358	358	0	550	1,266	0	0	1,046	220
Building improvements	3,777	434	3,098	0	245	3,777	0	0	3,777	0
Total Buildings	5,043	792	3,456	0	795	5,043	0	0	4,823	220
Total Property	6,603	2,352	3,456	0	795	6,603	0	0	4,823	1,780
Plant and Equipment										
Plant, machinery and equipment	1,920	0	1,728	0	192	1,920	0	0	1,920	0
Fixtures, fittings and furniture	30	30	0	0	0	30	0	0	30	0
Computers and telecommunications	229	0	229	0	0	229	0	0	229	0
Art Works	131	121	10	0	0	131	0	0	131	0
Total Plant and Equipment	2,310	151	1,967	0	192	2,310	0	0	2,310	0
Infrastructure										
Roads	11,773	895	7,377	261	3,240	11,773	2,658	0	8,979	136
Bridges	4,850	4,750	100	0	0	4,850	4,561	0	289	0
Footpaths and cycleways	4,913	3,226	1,415	25	247	4,913	0	0	4,913	0
Drainage	4,625	1,056	2,163	0	1,406	4,625	0	0	4,625	0
Recreational, leisure and community facilities	12,183	1,094	3,479	0	7,610	12,183	1,500	0	3,029	7,655
Waste management	0	0	0	0	0	0	0	0	0	0
Parks, open space and streetscapes	9,964	2,780	4,281	400	2,503	9,964	0	0	6,634	3,330
Off street car parks	0	0	0	0	0	0	0	0	0	0
Total Infrastructure	48,308	13,801	18,816	686	15,005	48,308	8,719	0	28,468	11,121
Total Capital Works Expenditure	57,221	16,304	24,239	686	15,992	57,221	8,719	0	35,601	12,901

2026/27	Asset Expenditure Types					Funding Sources				
	Total \$'000	New \$'000	Renewal \$'000	Expansion \$'000	Upgrade \$'000	Total \$'000	Grants \$'000	Contributions \$'000	Council Cash \$'000	Reserves \$'000
Property										
Land	1,560	1,560	0	0	0	1,560	0	0	0	1,560
Total Land	1,560	1,560	0	0	0	1,560	0	0	0	1,560
Buildings	0	0	0	0	0	0	0	0	0	0
Building improvements	4,486	608	3,813	0	65	4,486	0	0	4,486	0
Total Buildings	4,486	608	3,813	0	65	4,486	0	0	4,486	0
Total Property	6,046	2,168	3,813	0	65	6,046	0	0	4,486	1,560
Plant and Equipment										
Plant, machinery and equipment	1,635	0	1,472	0	164	1,635	0	0	1,635	0
Fixtures, fittings and furniture	0	0	0	0	0	0	0	0	0	0
Computers and telecommunications	236	0	236	0	0	236	0	0	236	0
Art Works	132	122	10	0	0	132	0	0	132	0
Total Plant and Equipment	2,003	122	1,718	0	164	2,003	0	0	2,003	0
Infrastructure										
Roads	14,698	441	9,215	193	4,849	14,698	2,432	0	10,166	2,100
Bridges	100	0	100	0	0	100	0	0	100	0
Footpaths and cycleways	4,936	3,490	1,218	5	224	4,936	0	0	4,936	0
Drainage	5,672	1,947	2,173	0	1,552	5,672	0	0	5,672	0
Recreational, leisure and community facilities	3,876	871	1,988	0	1,017	3,876	0	0	2,620	1,256
Waste management	3,400	3,400	0	0	0	3,400	0	0	0	3,400
Parks, open space and streetscapes	9,282	2,126	3,932	366	2,859	9,282	0	200	6,238	2,844
Off street car parks	0	0	0	0	0	0	0	0	0	0
Total Infrastructure	41,964	12,274	18,625	564	10,501	41,964	2,432	200	29,732	9,600
Total Capital Works Expenditure	50,013	14,564	24,156	564	10,729	50,013	2,432	200	36,221	11,160

4.6.5 Four Year Capital Works Program Detail

Capital Works Area	Total 4 year Program	2023/24	2024/25	2025/26	2026/27
	\$'000	\$'000	\$'000	\$'000	\$'000
PROPERTY					
Land					
Land Acquisition Program - Open Space for Manningham (SPP) Manningham Property Acquisition Project	6,475	1,800	1,555	1,560	1,560
	1,960	1,960	-	-	-
Buildings					
Schramm's Cottage Museum Complex Visitor Centre	2,200	500	1,700	-	-
Solar Panel Installation Program	1,400	700	700	-	-
Central Food Distribution Centre	716	-	-	716	-
Rieschiecks Reserve Athletic Pavilion Redevelopment	1,100	100	1,000	-	-
Replacement Lifts Civic Centre	250	250	-	-	-
Environmental Sustainable Design Program	290	290	-	-	-
Wonga Park Reserve East Pavilion Upgrade	550	-	-	550	-
Domeney Recreation Centre Kitchen Upgrade	112	112	-	-	-
Building Improvements					
Aquarena - Agreement EF18/11204	1,240	300	300	320	320
Miscellaneous Building Refurbishment Works	4,075	460	815	900	1,900
MC2 (Capital Minor Works)	400	100	100	100	100
Indoor Stadium AMS (Highball Facilities)	871	321	150	200	200
Airconditioning Sheahans Road - Bulleen Basketball Stadium	100	100	-	-	-
Emergency Management Initiatives	200	50	50	50	50
Finns reserve Scouts upgrade AMS Buildings	900	900	-	-	-
Office Accommodation Renewal	1,079	100	100	379	500
MC2 Exterior	1,400	1,400	-	-	-
Accessibility Improvement Program - Council Buildings	350	-	-	250	100
Donvale Preschool	250	-	-	250	-
Donvale Pony Club	351	-	351	-	-
Warrandyte Scout Hall	350	-	350	-	-
Wyena Pony Club	300	-	300	-	-
Public Toilet Strategy Implementation	3,084	500	500	868	1,216
Tunstall Square Kindergarten expansion and Maternal and Child Health Centre minor works (exterior entry to building)	934	934	-	-	-
Beverley Hills Preschool Concrete drain repairs and refurbishment works	360	-	-	360	-
Doncaster Library Internal Layout Changes (SPP) 300 Blackburn Road, Doncaster East - Remediation works, Concept Design and Feasibility	375	-	375	-	-
Schramm's Cottage Restoration Works	100	100	-	-	-
Bulleen Library Internal Layout Changes	197	197	-	-	-
Mullum Mullum Public Art Commission	20	20	-	-	-
Aggregated Kindergarten Renewal Projects	400	100	100	100	100
TOTAL PROPERTY	32,389	11,294	8,446	6,603	6,046
PLANT AND EQUIPMENT					
Plant, Machinery and Equipment					
Plant Replacement Project	8,078	2,693	1,830	1,920	1,635
Fixtures, Fittings and Furniture					
Mobile Community Conversations	30	-	-	30	-
Computers and Telecommunications					
IT Infrastructure	765	150	150	229	236
Art Works					
Art Collection Conservation	40	10	10	10	10
Art Collection Acquisitions	123	30	30	31	32
Commissioning of public art	378	108	90	90	90
Ruffey Lake Park Public Art Commission	57	57	-	-	-
Mullum Mullum Public Art Commission	100	100	-	-	-
TOTAL PLANT AND EQUIPMENT	9,571	3,148	2,110	2,310	2,003

Capital Works Area	Total 4 year Program	2023/24	2024/25	2025/26	2026/27
	\$'000	\$'000	\$'000	\$'000	\$'000
INFRASTRUCTURE					
Roads					
Arterial Road Pavements (Link & Collector)	1,390	200	200	200	790
Carpark Resurfacing & Minor Upgrades	550	100	150	150	150
Concrete ROWs	120	30	30	30	30
Pavement Design	100	25	25	25	25
Open Space Road Pavements	400	80	160	80	80
Pram Crossings	200	50	50	50	50
Road Restoration	2,175	500	500	475	700
Road Retaining Wall / Structure	40	10	10	10	10
Road Surfacing (Reseals)	16,850	4,000	4,050	4,300	4,500
Road Renewal - Kerb & Channel	2,300	540	570	600	590
Shopping Centre Enhancements	280	70	70	70	70
Tram / Merlin Traffic Signals	3,600	2,480	886	234	-
Table Drain Sealing	311	75	75	79	82
Websters Road, Templestowe	1,000	1,000	-	-	-
Smiths Road (south of Reynolds Rd), Templestowe	631	-	-	100	531
Porter Street (Rd Closure to Newmans Rd)	100	-	-	-	100
Thompsons Road Service Road (Tasker Street to 248 Thompsons Rd)	300	-	50	250	-
Jumping Creek Road	4,266	1,500	1,000	1,266	500
Whittens Lane/Queens Avenue Intersection Modification	100	-	100	-	-
226 Blackburn Road Bus Shelter	85	-	-	-	85
298 Manningham Road Bus Shelter	85	-	-	-	85
Fitzsimons Lane and Main Road Corridor (Templestowe Route)	5,500	1,000	1,000	1,000	2,500
Arthur Street/Gifford Road Splitter Island	35	-	-	35	-
Harold Street/Lindsay Street Splitter Island	30	-	-	30	-
Major Road Lights - LED & Smart Controls Retrofit	5,800	1,800	100	1,800	2,100
Road and Assets Design (Templestowe Triangle)	1,800	600	-	200	1,000
Blackburn Road/Churchill Street Pedestrian Refuge	80	-	-	80	-
Anderson Creek Road/Fernlea Crescent Pedestrian Refuge	63	-	-	63	-
71-89 Williamsons Rd Bus Shelter	78	-	-	78	-
115-119 Manningham Rd Bus Shelter	77	-	77	-	-
794 Elgar Rd (Hanke Rd) Bus Shelter	77	-	-	77	-
1039 Doncaster Road Bus Shelter	75	-	-	-	75
147 Blackburn Road Bus Shelter	79	-	-	79	-
Aggregated Bus Shelter Installation	75	-	-	75	-
Pound Road Warrandyte Road intersection reconfiguration	150	150	-	-	-
Traffic Signal Controller and Lantern LED upgrade	240	80	80	-	80
King Street pedestrian refuge @ Ruffey Creek/The Boulevard	80	80	-	-	-
348 Thompsons Rd Bus Shelter	75	-	-	75	-
Airds Road Stanlake Rise splitter island	50	-	-	50	-
Doncaster Road / Carawatha Road Side Road Activated Traffic Sigr	50	-	-	-	50
Milgate Primary School Pick Up / Drop Off Facility	50	50	-	-	-
Elsa Street intersections Modification (Dellfield Drive and Foote Str	50	-	-	-	50
Manningham DISC access road signal hardware modification	150	-	-	50	100
Wonga Park Reserve pedestrian crossing points	10	-	-	-	10
Jeffrey Street, Templestowe Lower LATM (8 humps)	84	-	84	-	-
Franklin Road (b/w Leeds Street and Wetherby Road), Doncaster East LATM	82	-	-	82	-
Coolabah Street, Doncaster LATM	90	-	-	-	90
Victoria Street Pedestrian Operated Signals (Ruffey Lake Masterpl	81	81	-	-	-
25 High Street Bus Shelter	80	-	-	80	-
427 Ringwood-Warrandyte Road Bus Shelter	120	-	-	-	120
1-11 Thompsons Road Bus Shelter	70	-	-	-	70
1055 Doncaster Road Bus Shelter	75	-	-	-	75
42 High Street Bus Shelter	75	75	-	-	-
115-119 Manningham Road Bus Shelter	75	75	-	-	-
167-178 Yarra Street Bus Shelter	70	-	70	-	-
Northeast corner of Doncaster Road / Williamsons Road Additional	170	-	170	-	-
Andersons Creek Road Bus Shelter (opposite 1 Longstaff Court)	75	75	-	-	-
Williamsons Road Bus Shelter (behind 9 Hawtin Street)	75	75	-	-	-



Capital Works Area	Total 4 year Program	2023/24	2024/25	2025/26	2026/27
	\$'000	\$'000	\$'000	\$'000	\$'000
52 King Street Bus Shelter	75	75	-	-	-
Hogan / Jumping Creek Road Bus Shelter	80	-	80	-	-
Williamsons Road Bus Shelter	80	-	80	-	-
142 Mitcham Road Bus Shelter	80	-	80	-	-
Bridges					
Bridges / Culverts - Roads & Reserves	400	100	100	100	100
Banksia Park Shared Path Bridge	5,410	440	220	4,750	-
Footpaths and Cycleways					
Footpaths - Parks	860	220	220	200	220
Footpaths - Roads	4,300	1,000	1,190	1,140	970
Dudley Road Stage 2 PPN	1,031	50	500	481	-
Manningham Rd (Hazel Drv to Marcus Rd) Shared Path - Bicycle Strategy	250	-	-	250	-
Taroona Avenue Shared Path	600	600	-	-	-
Main Yarra Trail Extension to Warrandyte	500	500	-	-	-
Walker Street Footpath	250	250	-	-	-
Parker Street (McLachlan to Milne), Templestowe Local Footpath	300	300	-	-	-
Pound Road, Warrandyte Local Footpath	450	100	350	-	-
368 Yarra Rd to Homestead New Footpath PPN	550	50	500	-	-
Derreck Avenue Bicycle Strategy	150	-	150	-	-
Strutt Avenue Bicycle Strategy	75	-	75	-	-
Beverley Street Bicycle Strategy	75	-	75	-	-
Blackburn Road Footpath, Doncaster East - Stage 1: From 8 Havelock Ct to Andersons Creek Rd - Stage 2: From Zerbe Av to Chestnut Ct	50	50	-	-	-
Pedestrian Refuge_Russell Rd/Mullens Rd/Ringwood Warrandyte F	221	100	121	-	-
Manningham Road service road access changes	150	150	-	-	-
Wood Street Footpath (Milne st to McLachlan st)	200	200	-	-	-
West End Road - Taroona Ave to First Street	80	-	80	-	-
Anderson Creek Road(Blackburn road to Service road)	150	50	100	-	-
Hovea Street - Yarra Valley Preschool to Glendale Ave	120	20	100	-	-
Tindals Road - Ringwood-Warrandyte Road to Stintons Road RAB - 3km needs design	900	100	400	400	-
Reynolds Road - Tindals Road to Arnold Drive	250	50	200	-	-
Carlton Court - Church Road to Carlton Walkway (link to Ringwood-Oakland Drive - Full length from Ringwood-Warrandyte Road	100	-	100	-	-
Oakland Drive - Full length from Ringwood-Warrandyte Road	350	-	50	300	-
Aviemore Ave - Brucedale Cres to Community Centre carpark	125	-	25	100	-
Granard Ave - Community Centre carpark to Park Rd - runs past te	125	-	25	100	-
Hopetoun Rd - Dirton Cres to Brucedale Cres	75	-	25	50	-
Banool Quad - number 2 to number 24	125	-	25	100	-
Stintons Road - Park Rd to Tindals Rd - 2km needs design	650	-	100	550	-
Paynters Road - Dudley Road to Homestead Road - 1km needs de	390	-	90	300	-
Serpells Road shared path (Williamsons Road to 81 Serpells Road	60	60	-	-	-
High Street shared path and refuge (Ayr St to Doncaster park and i	195	50	145	-	-
Tunstall Road shared path (Beverley St to St Clems reserve)	205	205	-	-	-
Alexander Road - From Heidelberg-Warrandyte Road to rear of school (16 Alexander Road)	125	-	25	100	-
Springvale Rd to Bellevue Ave Bicycle Strategy - Acoonah Reserve shared path	52	-	52	-	-
Springvale Rd to Bellevue Ave Bicycle Strategy - Valepark Reserve shared path	90	-	90	-	-
Springvale Rd to Bellevue Ave Bicycle Strategy - Cat Jump Park shared path	200	-	200	-	-
Linemarking upgrade as per Bicycle Strategy	50	-	-	-	50
Hillcrest Reserve shared path (Eastlink trail connection)	150	150	-	-	-
Porter Street Footpath (Anderson to McLachlan)	170	-	50	120	-
Carbine Street Footpath (Leslie Street to Butterfly Gardens)	250	-	50	200	-
Porter Street Footpath (Church to Newmans)	300	-	-	50	250
Brucedale/Ennismore Footpath (10 Brucedale to Bowmore)	500	-	-	50	450
Newmans Road Footpath (Websters to Porter)	350	-	-	50	300
Knees Road Footpath (Stintons to Husseys)	400	-	-	50	350
Granard Ave Footpath (Frogmore to Aviemore)	300	-	-	50	250



Capital Works Area	Total 4 year Program	2023/24	2024/25	2025/26	2026/27
	\$'000	\$'000	\$'000	\$'000	\$'000
Berringa Road Footpath (Milne to Elgin)	60	-	-	-	60
Wood Street Footpath (Ruffey to Lankester)	100	-	-	-	100
Everard Drive Footpath (Taroona to Pound Rd)	500	-	-	-	500
Alexander Avenue Footpath (School to Homewood)	165	-	-	25	140
Euston Avenue Footpath (Elgin to Park Rd)	122	-	-	-	122
Clancys Lane Footpath (Williamsons to Bloom)	50	-	-	-	50
Margaret Court Footpath (Alexander to Speers)	50	-	-	-	50
Aggregated Local Footpath Design and Construction Projects	450	-	400	-	50
Knees Road Footpath, (Stintons to Orchid)	50	-	-	-	50
Enfield Ave Footpath (Frogmore to End)	50	-	-	-	50
Harris Gully Road Footpath (Tindals to Valley)	50	-	-	-	50
Reynolds Road Footpath (Church to Hemingway)	50	-	-	-	50
Hillhouse Road Footpath (Woodlands to end)	50	-	-	-	50
Harris Gully Road and Beauty Gully Road - Traffic Island and ancillary roadworks	100	-	100	-	-
Stintons Road, btw Falconer and Knees Roads - Road Safety Upgr	50	50	-	-	-
Safe Crossing Points	300	-	-	150	150
Reynolds Road/Smiths Road Intersection Traffic Study	50	50	-	-	-
Springvale Road (Mullum Mullum stadium) - Pedestrian Refuge incl	120	120	-	-	-
Montgomery Place, Bulleen LATM	14	-	-	-	14
Road Safety Strategy	57	-	-	27	30
Activity Centre ad-hoc safety improvements	55	15	-	20	20
Merlin Street Footpath Widening (Tram to Frederick)	180	50	130	-	-
Walker Street Footpath Construction (Hepburn to Whittens)	70	-	70	-	-
Ayr Street Shared Path (Manningham to Norweena)	275	-	-	25	250
Ayr Street Shared Path (Norweena to Ayr)	165	-	-	25	140
Leeds Street Shared Path (Boronia Grove to Tristania)	25	-	-	-	25
Leeds Street Shared Path (Tristania to Hamilton)	25	-	-	-	25
Carbine Street Shared Path (Manor to Greenview)	25	-	-	-	25
The Pines Reserve Shared Path (Pines Carpark - Blackburn Rd to Deloraine Cl)	25	-	-	-	25
Yarra Street Footpath - Whipstick Gully Rd to Trezise St (Warrand	25	-	-	-	25
Yarra Road Footpath - Launders Ave to Old Yarra Rd (Wonga Park	20	-	-	-	20
Joseph Court Footpath - connection from Milne Rd through Wilkinson Reserve to Wilkinson Way (Park Orchards)	25	-	-	-	25
Drainage					
Underground / Open Drainage	965	200	265	250	250
Melbourne Hill Road Drainage Upgrade	3,200	1,500	1,300	400	-
69 Atkinson Street, Templestowe Drainage	400	400	-	-	-
Everard Drive Drainage Upgrade	600	600	-	-	-
Miscellaneous Drainage Improvements	1,977	405	523	525	524
Mitchell Ave Warrandyte Catchment Drainage	1,800	150	400	750	500
106-147 Brackenbury Street Warrandyte Row Drainage	700	700	-	-	-
Blair Street Warrandyte – Street Drainage	600	50	550	-	-
Arundel Road & Pine Avenue Park Orchards- Drainage	700	700	-	-	-
Corriedale Cres Park Orchards Catchment Drainage	2,000	200	700	600	500
Dairy Ave Park Orchards Street Drain	2,090	50	250	790	1,000
Easement Drain - 31 - 39 Robert Street, Bulleen	215	20	195	-	-
Easement Drainage - 36 to 64 South Valley Road, Park Orchards	100	-	-	-	100
Retarding Basin/ Detention Tanks - Number of RB - Swanston Street Reserve + Upstream Reserves	800	-	100	-	700
6-36 Trezise Street, 14 - 26 Brackenbury, Warrandyte Catchment Drainage Improvements	1,350	-	150	500	700
52 - 72 Serpells Road Templestowe Drainage	390	-	40	-	350
90 - 104 Serpells Road & 1 - 2 Cipora Court, Templestowe Drainage	40	-	40	-	-
5 - 13 Jumping Creek Road, Wonga Park Drainage	1,000	-	-	400	600
305 Old Warrandyte Road Drainage, Ringwood North (293- 305 Old Warr/ 633, 637 R-W Rd / 2 Wellesley)	50	-	50	-	-
Toppings Road Drainage - Wonga Park (31-43 Jumping Creek Road)	80	-	-	80	-
Morna Reserve Drainage - (26 Morna Road, Doncaster East. Baratta Reserve - 19 Baratta Street, Doncaster East	100	-	-	50	50
South Valley Road, Park Orchards Easement Drainage (541-557 Park Rd, 21-33 Alva Ave)	380	-	-	80	300
Drainage Improvement Raised Pavement - Intersection Church Road & Cockaigne Street, Doncaster	200	-	-	200	-
Veda Court Drainage, Templestowe (Intersection King Street & Veda Court)	98	-	-	-	98

Page | 68



Capital Works Area	Total 4 year Program	2023/24	2024/25	2025/26	2026/27
	\$'000	\$'000	\$'000	\$'000	\$'000
Recreational, Leisure and Community Facilities					
Miscellaneous General Leisure	622	150	158	150	164
Cricket Nets / Coaches Boxes / Goalposts	120	30	30	30	30
Fencing	651	100	192	189	170
AMS - Outdoor Basketball & Netball Facilities	216	54	54	54	54
Childrens Services Projects	289	70	72	72	75
Tennis Court Strategy	314	314	-	-	-
Miscellaneous Community Facilities	168	-	48	48	72
Donvale Bowls North Field Synthetic Conversion	389	389	-	-	-
Community Facilities Play Equipment AMS	194	48	48	48	50
Recreation Strategy Implementation	216	-	71	71	74
Bin Cages at Sporting Facilities	80	20	20	20	20
Rieschiecks Reserve Management Plan (inc Waldau)	2,700	400	1,000	1,000	300
Aquarena 50m pool Upgrade	10,000	500	4,500	5,000	-
Aggregated Leisure and Community Projects	273	65	70	66	72
Manningham Templestowe Leisure Centre Master Plan	250	50	150	50	-
Serpells Reserve Upgrade of sports field floodlighting to training standard	150	150	-	-	-
Park Orchards Tennis Club Court 1-4 and floodlight Upgrade	190	190	-	-	-
Active Reserve Facility Development Plans	120	30	30	30	30
Public Tennis Court Improvement Works (Koonung Park)	230	230	-	-	-
Major Community Facilities	3,600	300	300	1,500	1,500
Aquarena Redevelopment (Outdoor Masterplan)	5,000	200	1,800	3,000	-
Donvale Indoor Sports Centre Redevelopment	250	50	150	50	-
Warrandyte Reserve No.1 Oval Redevelopment	1,265	-	-	-	1,265
Wonga Park Reserve No.2 Oval Redevelopment	530	-	-	530	-
Colman Park Cricket Nets Roof and Floodlighting	275	-	-	275	-
Bulleen Tennis Club Court 7 & 8 Resurfacing, floodlights	210	10	200	-	-
Wonga Park Netball Court Resurface & Floodlight Upgrade	553	553	-	-	-
Waste Management					
Glass recycling	3,400	-	-	-	3,400
Parks, Open Space and Streetscapes					
Sporting Reserves (AMS)	1,536	437	372	360	367
Road Furniture / Signs / Bins / Seats	455	65	130	130	130
Play Spaces - AMS	360	90	90	90	90
Street Lighting Replacement Program	188	45	45	48	50
Aggregated Neighbourhood Activity Centre Projects	-	-	-	-	-
Green Gully Linear Park Signage & Miscellaneous Works	102	-	-	-	102
Miscellaneous Open Space Projects	125	31	31	31	32
Water Initiatives	800	200	200	200	200
Stiggants / Warrandyte River Reserve	120	120	-	-	-
Mullum Mullum Linear Park Stage 2	475	-	-	100	375
Implementation of Boronia Reserve Management Plan	1,306	-	200	1,106	-
Yanggai Barring Linear Park	184	-	-	-	184
Mullum Mullum Linear Park Stage 5 (Heid-Warr Rd to Yarra River)	650	100	50	500	-
Additional Street Lighting	245	53	63	63	66
Stintons Reserve Management Plan	380	-	-	-	380
Local Activity Centres Infrastructure upgrades	91	-	30	30	31
City Signage Program	525	100	140	140	145
Koonung Creek Linear Park Management Plan	310	80	80	150	-
Energy Efficient Public Lighting Program	1,224	200	200	396	428
Hepburn Reserve	2,300	2,300	-	-	-
Studley Park (paths) Tullamore Interface	170	20	150	-	-
Ruffey Lake Park Playground Upgrade - Victoria Street (Waldau)	1,025	1,025	-	-	-
Ruffey Creek Linear Park- (Foote St) traffic signals	800	800	-	-	-
Domeney Reserve Management Plan Implementation	56	56	-	-	-
Anderson Park #2 Synthetic Pitch and floodlights	2,100	-	-	100	2,000
Wombat Bend Playspace Restoration	630	-	30	500	100
Anderson Park #3 Synthetic Pitch Replacement	160	-	10	150	-

Capital Works Area	Total 4 year Program	2023/24	2024/25	2025/26	2026/27
	\$'000	\$'000	\$'000	\$'000	\$'000
Astelot Reserve Playspace Renewal	150	150	-	-	-
Cat Jump Park Playspace Renewal	347	347	-	-	-
Doncaster Reserve Playspace Renewal	270	20	250	-	-
Donvale Reserve Playspace Renewal	200	200	-	-	-
Joroma Reserve Playspace Renewal	110	110	-	-	-
Maggs Reserve Playspace Renewal	165	15	150	-	-
Mossdale Reserve Playspace Renewal	165	15	150	-	-
Ted Ajani Reserve Playspace Renewal	250	250	-	-	-
Savernake Open Space Development	140	-	-	-	140
St Clems Reserve South Open Space Development	295	20	275	-	-
Eric Reserve Open Space Development	115	-	115	-	-
Finns Reserve Open Space Development	110	-	-	110	-
Ted Ajani Reserve Open Space Development	15	15	-	-	-
Warrandyte Skate Park Playspace Renewal	50	-	-	-	50
Aggregated Small Reserves Concept Plans	170	50	48	-	72
Burgundy Reserve Upgrade	260	-	30	230	-
Ruffey Lake Park Master Plan Implementation (inc Waldau)	3,600	300	850	1,300	1,150
Swanston Reserve Skate Facility Renewal	550	550	-	-	-
Templestowe Memorial Reserve Upgrade	220	220	-	-	-
Public Lighting in Reserves	110	20	40	-	50
Templestowe Village Streetscape Upgrade	1,870	50	100	800	920
Safety and Amenity works - Macedon Square	100	100	-	-	-
Parks and Recreation Asset Renewal	146	72	74	-	-
Montpellier Reserve Open Space Development	10	-	-	-	10
Fitzsimons Reserve Masterplan	315	-	30	285	-
Kenman Reserve Playspace Renewal	110	-	-	110	-
Hodgson Reserve Playspace Renewal	135	135	-	-	-
Morna Reserve Playspace Renewal	135	135	-	-	-
Koonung Creek Playspaces Renewal	350	15	170	15	150
Whistlewood Reserve Playspace Renewal	110	-	-	110	-
Kevin Reserve Playspace Renewal	60	-	60	-	-
Fahey Park Playspace Renewal	110	-	110	-	-
Hillcroft Reserve Playspace Renewal	110	-	110	-	-
Michael Reserve Playspace Renewal	135	135	-	-	-
Ruffey Lake Park Signage	90	90	-	-	-
Ruffey Lake Park Paths	157	157	-	-	-
Ruffey Lake Park Pedestrian Bridges and Boardwalk	830	830	-	-	-
Ruffey Lake Park Exercise Station - Boulevard Hill	150	150	-	-	-
Wonga Park Reserve Sportsground Redevelopment	1,180	-	-	1,180	-
Currawong Tennis Club Court 1 & 2 Resurfacing & 6 court floodlight upgrade	380	380	-	-	-
Donvale Tennis Club Courts 1 & 2 Floodlight Upgrade	59	-	59	-	-
Schramms Reserve Turf Cricket Nets Redevelopment	330	-	-	330	-
Serpells Tennis Club Floodlight and Court Upgrade	410	-	-	-	410
Mulsanne Reserve Playspace	100	-	-	-	100
Morris Williams Reserve Bicycle Facility	20	-	-	-	20
Carawatha/Koolkuna Demolition and DD	420	100	320	-	-
Beverley Reserve Playspace Renewal	260	-	30	230	-
Burgundy Reserve Playspace Renewal	110	-	110	-	-
Celeste West Playspace Renewal	110	-	-	110	-
Dellfield Reserve Playspace Renewal	110	-	110	-	-
Fielding Reserve Playspace Renewal	185	-	-	15	170
Kerry Reserve Playspace Renewal	245	135	110	-	-
Lamoo Playspace (MMCLP)	185	-	15	170	-
Manna Gum Playspace Renewal	295	-	15	280	-
Cameron Reserve Playspace Renewal	120	-	-	-	120
Davis Reserve Playspace Renewal	120	-	-	-	120
Hampshire Reserve Playspace Renewal	120	-	-	120	-
Lionel Reserve Playspace Renewal	120	-	-	120	-
Lynette Reserve Playspace Renewal	120	-	-	120	-
McKenzie Reserve Playspace Renewal	120	-	-	120	-
Marshall Reserve Playspace Renewal	205	-	-	15	190
Dryden Reserve Playspace Renewal	130	-	-	-	130



Capital Works Area	Total 4 year Program	2023/24	2024/25	2025/26	2026/27
	\$'000	\$'000	\$'000	\$'000	\$'000
Paterson Reserve Playspace Renewal	130	-	-	-	130
Richard Reserve Playspace Renewal	130	-	-	-	130
Riverview Reserve Playspace Renewal	130	-	-	-	130
St Clems Reserve Playspace Renewal	130	-	-	-	130
Stanley Reserve Playspace Renewal	130	-	-	-	130
Willow Reserve South Playspace Renewal	130	-	-	-	130
Schramms Reserve South Playspace Renewal	20	-	-	-	20
Warrandyte RSL Landscaping Works	100	100	-	-	-
Applewood Reserve	100	-	-	100	-
Off Street Car Parks					
Doncaster Senior Citizens Centre Car Park Upgrade	185	-	185	-	-
TOTAL INFRASTRUCTURE	164,367	39,422	34,673	48,308	41,964
TOTAL CAPITAL WORKS	206,327	53,864	45,229	57,221	50,013

Maintenance	Total 4 year Program	2023/24	2024/25	2025/26	2026/27
	\$'000	\$'000	\$'000	\$'000	\$'000
PROPERTY					
Buildings	9,488	2,281	2,344	2,402	2,462
TOTAL PROPERTY	9,488	2,281	2,344	2,402	2,462
PLANT AND EQUIPMENT					
Art Works	24	-	8	8	8
TOTAL PLANT AND EQUIPMENT	24	-	8	8	8
INFRASTRUCTURE					
Roads	10,056	2,355	2,502	2,566	2,633
Bridges	395	95	97	100	102
Footpaths and Cycleways	3,589	787	911	934	957
Drainage	9,828	2,515	2,378	2,437	2,498
Recreational, Leisure and Community Facilities	8,681	2,089	2,136	2,200	2,255
Parks, Open Space and Streetscapes	39,873	9,600	9,776	10,123	10,373
Off Street Car Parks	967	233	239	245	251
TOTAL INFRASTRUCTURE	73,389	17,674	18,040	18,605	19,070
TOTAL MAINTENANCE	82,901	19,955	20,392	21,015	21,540

Technology Program - Operating	Total 4 year Program	2023/24	2024/25	2025/26	2026/27
	\$'000	\$'000	\$'000	\$'000	\$'000
Technology Program	10,149	2,399	2,321	2,690	2,738
IT Strategy Initiatives	2,910	285	285	1,150	1,190
Total Technology Program - Operating	13,059	2,684	2,606	3,840	3,928

5a. Targeted performance indicators

The following tables highlight Council's current and projected performance across a selection of targeted service and financial performance indicators. These indicators provide a useful analysis of Council's intentions and performance and should be interpreted in the context of the organisation's objectives. The targeted performance indicators below are the prescribed performance indicators contained in Schedule 4 of the Local Government (Planning and Reporting) Regulations 2020. Results against these indicators and targets will be reported in Council's Performance Statement included in the Annual Report.

Indicator	Measure	Notes	Actual	Forecast	Target	Target Projections			Trend
			2021/22	2022/23	2023/24	2024/25	2025/26	2026/27	+/-
Governance									
Satisfaction with community consultation and engagement	Community satisfaction rating out of 100 with the consultation and engagement efforts of Council	1	56	56	58	59	60	62	+
Roads									
Sealed local roads below the intervention level	Number of kms of sealed local roads below the renewal intervention level set by Council / Kms of sealed local roads	2	98.9%	98.0%	98.4%	98.6%	99.0%	99.2%	+
Statutory planning									
Planning applications decided within the relevant required time	Number of planning application decisions made within the relevant required time / Number of decisions made	3	79.0%	79.0%	79.0%	79.0%	79.0%	79.0%	o
Waste management									
Kerbside collection waste diverted from landfill	Weight of recyclables and green organics collected from kerbside bins / Weight of garbage, recyclables and green organics collected from kerbside bins	4	53.6%	56.0%	70.0%	80.0%	80.0%	80.0%	+

Targeted performance indicators - Financial

Indicator	Measure	Notes	Actual	Forecast	Target	Target Projections			Trend
			2021/22	2022/23	2023/24	2024/25	2025/26	2026/27	+/-
Liquidity									
Working Capital	Current assets / current liabilities	5	211.2%	203.8%	181.8%	182.4%	173.6%	167.4%	-
Obligations									
Asset renewal	Asset renewal and upgrade expense / Asset depreciation	6	118.0%	124.5%	127.0%	111.4%	131.7%	109.2%	+
Stability									
Rates concentration	Rate revenue / adjusted underlying revenue	7	80.8%	79.9%	81.6%	83.5%	83.6%	83.8%	+
Efficiency									
Expenditure level	Total expenses / no. of property assessments	8	\$2,606	\$2,719	\$2,770	\$2,740	\$2,797	\$2,853	-

5b. Financial performance indicators

The following table highlights Council’s current and projected performance across a range of key financial performance indicators. These indicators provide a useful analysis of Council’s financial position and performance and should be interpreted in the context of the organisation’s objectives.

The financial performance indicators below are the prescribed financial performance indicators contained in Part 3 of Schedule 3 of the Local Government (Planning and Reporting) Regulations 2020. Results against these indicators will be reported in Council’s Performance Statement included in the Annual Report.

Indicator	Measure	Notes	Actual	Forecast	Budget	Projections			Trend
			2021/22	2022/23	2023/24	2024/25	2025/26	2026/27	+/-
Operating position									
Adjusted underlying result	Adjusted underlying surplus (deficit) / Adjusted underlying revenue	9	2.8%	1.9%	1.9%	3.3%	3.5%	4.2%	+
Liquidity									
Unrestricted cash	Unrestricted cash / current liabilities	10	-61.9%	-34.4%	61.5%	60.6%	52.9%	58.5%	+
Obligations									
Loans and borrowings	Interest bearing loans and borrowings / rate revenue	11	0%	0.0%	0.0%	0.0%	0.0%	0.0%	o
Loans and borrowings	Interest and principal repayments on interest bearing loans and borrowings / rate revenue		0%	0.0%	0.0%	0.0%	0.0%	0.0%	o
Indebtedness	Non-current liabilities / own source revenue		2.6%	2.3%	1.9%	1.7%	1.5%	1.3%	+
Stability									
Rates effort	Rate revenue / CIV of rateable properties in the municipality	12	0.20%	0.2%	0.2%	0.2%	0.2%	0.2%	o
Efficiency									
Revenue level	General rates and municipal charges / no. of property assessments	13	\$1,845	\$1,881	\$1,962	\$2,017	\$2,064	\$2,125	+
Sustainability Capacity									
Population	Total expenses / Municipal population		\$1,084	\$1,097	\$1,095	\$1,074	\$1,089	\$1,111	o
Population	Value of infrastructure / Municipal population		\$7,703	\$7,533	\$7,545	\$7,536	\$7,607	\$7,663	+
Population	Municipal population / Kilometres of local roads		208	215	219	223	226	228	-
Own-source revenue	Own source revenue / Municipal population		\$996	\$1,005	\$1,034	\$1,046	\$1,064	\$1,093	+
Recurrent grants	Recurrent grants / Municipal population		\$112	\$112	\$81	\$64	\$65	\$66	-
Workforce turnover	Number of permanent staff resignations and terminations / Average number of permanent staff for the financial year		17.8%	8.5%	8.5%	8.5%	8.5%	8.5%	o

Key to Forecast Trend:

- + Forecasts improvement in Council's financial performance/financial position indicator
- o Forecasts that Council's financial performance/financial position indicator will be steady
- Forecasts deterioration in Council's financial performance/financial position indicator

Notes to indicators**5a****1. Satisfaction with community consultation and engagement**

There is an increased community expectation to have an impact on Council's decision-making. Our proposed approach to providing more opportunities to participate and showing how community views are incorporated is likely to increase satisfaction in the medium to long term.

2. Sealed local roads below the intervention level

Market challenges and changes in resourcing has led to a slight downturn. The approach to procurement of resourcing has recently changed that will reflect in the target outcome.

3. Planning applications decided within the relevant required time

Based on previous years trends recognising that planning is multi-faceted and seeks to balance timeliness with community consultation, detail assessment and quality outcomes.

4. Kerbside collection waste diverted from landfill

The introduction of Food Organic Garden Organic (FOGO) will significantly our residual waste as all food waste will be moved from the garbage bin to the FOGO bin (approximately 56% of a standard household garbage bin contains food waste). The frequency of the garbage bin collection will change from weekly to fortnightly.

5. Working Capital

The proportion of current liabilities represented by current assets. Council takes this indicator very seriously to ensure that Council continue to provide services to the community, ensure the ongoing maintenance of our community's infrastructure and deliver our capital works program without necessarily having to borrow funds. Working capital is forecast to remain reasonably strong liquidity position throughout the period.

6. Asset renewal

This percentage indicates the extent of Council's renewal and upgrade against its depreciation charge (an indication of the decline in value of its existing capital assets). A percentage greater than 100 indicates that Council is maintaining its existing assets, while a percentage less than 100 means its assets are deteriorating faster than they are being renewed/upgraded and that future capital expenditure will be required to maintain assets.

7. Rates concentration

This indicator reflects the extent of the reliance on rate revenues to fund all of Council's on-going services. The trend indicates that Council is more reliant on rate revenue compared to all other revenue sources.

8. Expenditure level

Over the forecast period, Council focuses to deliver high-quality services within a responsible budget at an average of \$2,764 per assessment. This ratio demonstrates that we are committed to provide core services and community facilities in a cost-effective way.

5b**9. Adjusted underlying result**

An indicator of the sustainable operating result required to enable Council to continue to provide core services and meet its objectives.

10. Unrestricted Cash

Cash and cash equivalents held by Council are restricted in part and not fully available for Council's operations. After adjusting for restrictions, Council is projecting to remain reasonably strong throughout the period.

11. Debt compared to rates

Council is debt free and is expected to remain debt free throughout the four-year period.

12. Rates effort

This ratio highlights our relatively low and stable rate burden on our community when compared to property values.

13. Revenue level

Rate revenue is a major source of funding for a range of Council services and assists in providing funding to maintain and renew over \$2 billion of community assets such as local roads, community buildings, drains, footpaths, playgrounds and sporting facilities.

6. Schedule of Fees and Charges

This section presents the fees and charges of a statutory/non-statutory nature which will be charged in respect to various goods and services during the financial year 2023/24.

Fees and charges are based on information available at the time of publishing and may vary during the financial year subject to any changes in Council's policy or legislation.

Description of Fees and Charges	Unit of Measure	GST Status	2022/23		2023/24		Fee	Fee	Basis of Fee
			Fee Inc	GST	Fee Inc	GST	Increase / (Decrease)	Increase / (Decrease)	
			\$	\$	\$	\$	%		
Financial Services									
General									
Dishonoured Payments to Council - Administration Fee	Per application	Non-Taxable	46.00		48.00		2.00	4.3%	Non-Statutory
Valuation and Rates									
Land Information Certificates statutory	Per application	Non-Taxable	27.80		28.90		1.10	4.0%	Statutory
Land Information Certificates urgent fee - same/next day	Per application	Non-Taxable	87.00		90.50		3.50	4.0%	Statutory
Confirmation of ownership letter processed by council rates department	Per application	Non-Taxable	41.00		42.00		1.00	2.4%	Non-Statutory
Copy of Rate Notice (per Notice)	Per notice	Non-Taxable	15.50		16.00		0.50	3.2%	Non-Statutory
Request for ownership details (Protection Notices)	Per application	Non-Taxable	31.00		32.00		1.00	3.2%	Non-Statutory
Refund Administration Fee	Per refund	Non-Taxable	15.50		16.00		0.50	3.2%	Non-Statutory
Direct Debit Administration Fee (Rates)	Per dishonour	Non-Taxable	15.50		16.00		0.50	3.2%	Non-Statutory
Title Search	Per search	Non-Taxable	26.00		27.00		1.00	3.8%	Non-Statutory
Historical Rates information - Maximum	Per application	Non-Taxable	600.00		624.00		24.00	4.0%	Non-Statutory
Historical Rates information - Minimum	Per application	Non-Taxable	25.00		26.00		1.00	4.0%	Non-Statutory
Batch Information Requests - Maximum	Per application	Non-Taxable	600.00		624.00		24.00	4.0%	Non-Statutory
Batch Information Requests - Minimum	Per application	Non-Taxable	25.00		26.00		1.00	4.0%	Non-Statutory
Street Number Change - Maximum	Per application	Non-Taxable	749.00		779.00		30.00	4.0%	Non-Statutory
Street Number Change - Minimum	Per application	Non-Taxable	193.00		200.00		7.00	3.6%	Non-Statutory
Connected Communities									
Maternal and Child Health									
Parent Education Program MCC resident	Per session	Taxable	34.30		35.70		1.40	4.1%	Non-Statutory
Parent Education Program Non resident	Per session	Taxable	49.60		51.60		2.00	4.0%	Non-Statutory
Parent Education Program HealthCare Card Holder	Per session	Taxable	13.00		13.50		0.50	3.8%	Non-Statutory
Early Years at MC²									
Child Care Full week	Per week	Non-Taxable	606.00		630.20		24.20	4.0%	Non-Statutory
Child Care Full individual days	Per day	Non-Taxable	123.00		127.90		4.90	4.0%	Non-Statutory
A late fee will be charged for the late collection of children after 6:00 pm	Per occurrence	Non-Taxable	45.00		47.00		2.00	4.4%	Non-Statutory



Description of Fees and Charges	Unit of Measure	GST Status	2022/23	2023/24	Fee	Fee	Basis of Fee
			Fee Inc GST	Fee Inc GST	Increase / (Decrease)	Increase / (Decrease)	
			\$	\$	\$	%	
Council Sports Fields							
Sports Fields - Winter Hire							
Grade 1 Seasonal Charge	Seasonal	Taxable	2,947.90	3,065.80	117.90	4.0%	Non-Statutory
Grade 2 Seasonal Charge	Seasonal	Taxable	2,325.20	2,418.20	93.00	4.0%	Non-Statutory
Grade 3 Seasonal Charge	Seasonal	Taxable	992.80	1,032.50	39.70	4.0%	Non-Statutory
Grade 4 Seasonal Charge	Seasonal	Taxable	986.70	1,026.20	39.50	4.0%	Non-Statutory
Level 1 Pavilion Seasonal Charge	Seasonal	Taxable	885.50	920.90	35.40	4.0%	Non-Statutory
Level 1 Pavilion Seasonal sub let Levy	Seasonal	Taxable	4,462.20	4,640.70	178.50	4.0%	Non-Statutory
Level 2 Pavilion Seasonal Charge	Seasonal	Taxable	549.10	571.10	22.00	4.0%	Non-Statutory
Level 3 Pavilion Seasonal Charge	Seasonal	Taxable	370.10	384.90	14.80	4.0%	Non-Statutory
Casual Ground Charge Commercial Use	Per request	Taxable	458.10	476.40	18.30	4.0%	Non-Statutory
Casual Ground Charge Community Use	Per request	Taxable	230.10	239.30	9.20	4.0%	Non-Statutory
Casual Ground Charge Finals with gate takings	Per request	Taxable	458.10	476.40	18.30	4.0%	Non-Statutory
Casual Ground Charge Commercial use Turf wicket preparation	Per request	Taxable	230.10	239.30	9.20	4.0%	Non-Statutory
Casual Ground Charge Community use Turf wicket preparation	Per request	Taxable	153.40	159.50	6.10	4.0%	Non-Statutory
Casual Ground Charge Finals use Turf wicket preparation	Per request	Taxable	153.40	159.50	6.10	4.0%	Non-Statutory
Casual Pavilion Charge Commercial Use	Per request	Taxable	382.40	397.70	15.30	4.0%	Non-Statutory
Casual Pavilion Charge Community Use	Per request	Taxable	203.50	211.60	8.10	4.0%	Non-Statutory
Casual Pavilion Charge School Use	Per request	Taxable	162.60	169.10	6.50	4.0%	Non-Statutory
Reischieks Reserve Athletic Track							
Senior Schools (Local) - (Includes pavilion cleaning charge)	Per request	Taxable	493.90	513.70	19.80	4.0%	Non-Statutory
Junior Schools (Local) - (Includes pavilion cleaning charge)	Per request	Taxable	408.00	424.30	16.30	4.0%	Non-Statutory
Others - (Includes pavilion cleaning charge)	Per request	Taxable	644.20	670.00	25.80	4.0%	Non-Statutory
Carnivals - (Includes pavilion cleaning charge)	Per request	Taxable	816.00	848.60	32.60	4.0%	Non-Statutory
Training per hour (Local)	Per hour	Taxable	68.50	71.20	2.70	3.9%	Non-Statutory
Training per hour (Outside)	Per hour	Taxable	98.20	102.10	3.90	4.0%	Non-Statutory
Reischieks Reserve Pavilion							
Hire of Pavilion	Per request	Taxable	829.20	862.40	33.20	4.0%	Non-Statutory
Sports Fields - Summer							
Grade 1 Seasonal Charge	Seasonal	Taxable	2,947.90	3,065.80	117.90	4.0%	Non-Statutory
Grade 2 Seasonal Charge	Seasonal	Taxable	2,325.20	2,418.20	93.00	4.0%	Non-Statutory
Grade 3 Seasonal Charge	Seasonal	Taxable	992.80	1,032.50	39.70	4.0%	Non-Statutory
Grade 4 Seasonal Charge	Seasonal	Taxable	986.70	1,026.20	39.50	4.0%	Non-Statutory

Description of Fees and Charges	Unit of Measure	GST Status	2022/23		2023/24		Fee Increase / (Decrease)	Fee Increase / (Decrease)	Basis of Fee
			Fee Inc	GST	Fee Inc	GST			
			\$	\$	\$	%			
Level 1 Pavilion Seasonal Charge	Seasonal	Taxable	885.50	920.90	35.40	4.0%	Non-Statutory		
Level 1 Pavilion Seasonal sub let Levy	Seasonal	Taxable	4,462.20	4,640.70	178.50	4.0%	Non-Statutory		
Level 2 Pavilion Seasonal Charge	Seasonal	Taxable	549.10	571.10	22.00	4.0%	Non-Statutory		
Level 3 Pavilion Seasonal Charge	Seasonal	Taxable	370.10	384.90	14.80	4.0%	Non-Statutory		
Casual Ground Charge Commercial Use	Per request	Taxable	458.10	476.40	18.30	4.0%	Non-Statutory		
Casual Ground Charge Community Use	Per request	Taxable	229.00	238.20	9.20	4.0%	Non-Statutory		
Casual Ground Charge Finals with gate takings	Per request	Taxable	458.10	476.40	18.30	4.0%	Non-Statutory		
Casual Ground Charge Commercial use Turf wicket preparation	Per request	Taxable	229.00	238.20	9.20	4.0%	Non-Statutory		
Casual Ground Charge Community use Turf wicket preparation	Per request	Taxable	153.40	159.50	6.10	4.0%	Non-Statutory		
Casual Ground Charge Finals use Turf wicket preparation	Per request	Taxable	153.40	159.50	6.10	4.0%	Non-Statutory		
Casual Pavilion Charge Commercial Use	Per request	Taxable	405.90	422.10	16.20	4.0%	Non-Statutory		
Casual Pavilion Charge Community Use	Per request	Taxable	203.50	211.60	8.10	4.0%	Non-Statutory		
Casual Pavilion Charge School Use	Per request	Taxable	162.60	169.10	6.50	4.0%	Non-Statutory		
Donvale #1 Seasonal Turf wicket charge	Seasonal	Taxable	4,434.60	4,612.00	177.40	4.0%	Non-Statutory		
Koonung Res Seasonal Turf wicket charge	Seasonal	Taxable	5,162.60	5,369.10	206.50	4.0%	Non-Statutory		
Schramms #1 Seasonal Turf wicket charge	Seasonal	Taxable	5,569.60	5,792.40	222.80	4.0%	Non-Statutory		
Zerbes Seasonal Turf wicket charge	Seasonal	Taxable	4,323.10	4,496.00	172.90	4.0%	Non-Statutory		
Donvale #2 Seasonal Turf wicket charge	Seasonal	Taxable	3,423.30	3,560.20	136.90	4.0%	Non-Statutory		
Schramms #2 Seasonal Turf wicket charge	Seasonal	Taxable	3,100.20	3,224.20	124.00	4.0%	Non-Statutory		
Anderson Park Synthetic Pitch									
Casual Use Local Sporting Club per hour	Per request	Taxable	45.80	47.60	1.80	3.9%	Non-Statutory		
Casual Use Local School per hour	Per request	Taxable	45.80	47.60	1.80	3.9%	Non-Statutory		
Casual Commercial Use per hour	Per request	Taxable	198.40	206.30	7.90	4.0%	Non-Statutory		
Integrated Planning									
Planning Scheme									
Fees for Planning Scheme Amendments									
(Pre-exhibition) *Stage 1 which consists of - a) considering a request to amend a planning scheme; and b) taking action required by Division 1 of Part 3 of the Act; and c) considering any submissions which do not seek a change to the amendment; and d) if applicable, abandoning the amendment.	Per amendment - 206 fee units	Non-Taxable	3,149.74	3,275.40	125.66	4.0%	Statutory		

Description of Fees and Charges	Unit of Measure	GST Status	2022/23	2023/24	Fee	Fee	Basis of Fee
			Fee Inc GST	Fee Inc GST	Increase / (Decrease)	Increase / (Decrease)	
			\$	\$	\$	%	
(Exhibition) Stage 2 w hich consists of - a) considering - (i) up to and including 10 submissions w hich seek a change to an amendment and w here necessary referring the submissions to a panel; or (i) up to and including 10 submissions w hich seek a change to an amendment and w here necessary referring the submissions to a	Per amendment - 1021 fee units	Non-Taxable	15,611.09	16,233.90	622.81	4.0%	Statutory
(Exhibition) Stage 2 (ii) 11 to (and including) 20 submissions w hich seek a change to an amendment and w here necessary referring the submissions to a panel; or	Per amendment - 2040 fee units	Non-Taxable	31,191.60	32,436.00	1,244.40	4.0%	Statutory
(Exhibition) Stage 2 (iii) Submissions that exceed 20 submissions w hich seek a change to an amendment, and w here necessary referring the submissions to a panel; and b) providing assistance to a panel in accordance with section 158 of the Act; and c) making a submission to a panel appointed under Part 8 of the Act at a hearing referred to in section 24(b) of the Act; and d) considering the panel's report in accordance with section 27 of the Act; and e) after considering submissions and the	Per amendment - 2727 fee units	Non-Taxable	41,695.83	43,359.30	1,663.47	4.0%	Statutory
(Adoption) Stage 3 w hich consists of - a) adopting the amendment or part of the amendment in accordance w ith section 29 of the Act; and b) submitting the amendment for approval by the Minister in accordance w ith section 31 of the Act; and c) giving the notice of the approval of the amendment required by section 36(2) of the Act.	Per amendment - 32.5 fee units if the Minister is not the planning authority or nil fee if the Minister is the planning authority	Non-Taxable	496.93	516.75	19.82	4.0%	Statutory
(Approval) Stage 4 w hich consists of - a) consideration by the Minister of a request to approve the amendment in accordance w ith section 35 of the Act; and b) giving notice of approval of the amendment in accordance w ith section 36(1) of the Act.	Per amendment - 32.5 fee units if the Minister is not the planning authority or nil fee if the Minister is the planning authority	Non-Taxable	496.93	516.75	19.82	4.0%	Statutory
Notice of Exhibition (1 - 100 letters)	Per letter	Non-Taxable	8.70	9.00	0.30	3.4%	Non-Statutory
Notice of Exhibition (101 - 500 letters)	Per letter	Non-Taxable	5.70	5.90	0.20	3.5%	Non-Statutory
Notice of Exhibition (501 or more letters)	Per letter	Non-Taxable	4.00	4.20	0.20	5.0%	Non-Statutory
Notice of Exhibition (government gazette & new spaper)	Per notice	Taxable	-	-	-	-	Non-Statutory
Advertising fee (erection of one sign)	Per sign	Non-Taxable	221.40	230.30	8.90	4.0%	Non-Statutory
Advertising fee (erection of each additional sign)	Per sign	Non-Taxable	110.00	114.40	4.40	4.0%	Non-Statutory

Description of Fees and Charges	Unit of Measure	GST Status	2022/23	2023/24	Fee	Fee	Basis of Fee
			Fee Inc GST	Fee Inc GST	Increase / (Decrease)	Increase / (Decrease)	
			\$	\$	\$	%	
Notice of Approval (1 - 100 letters)	Per letter	Non-Taxable	8.70	9.00	0.30	3.4%	Non-Statutory
Notice of Approval (101 - 500 letters)	Per letter	Non-Taxable	5.70	5.90	0.20	3.5%	Non-Statutory
Notice of Approval (501 or more letters)	Per letter	Non-Taxable	4.00	4.20	0.20	5.0%	Non-Statutory
Notice of Approval (government gazette & new spaper)	Per Notice	Taxable	-	-	-	-	Non-Statutory
Approvals & Compliance - City Compliance							
Animal Management - Fees increase effective 10th Feb 2024							
Registration Fee							
Dog - Reduced Fee (Sterilised) Annual Fee \$Reg + \$4.39 State Gov Levy - Council	Per Registration	Non-Taxable	59.23	61.60	2.37	4.0%	Non-Statutory
Dog - Full Fee (Non sterilised) Annual Fee \$Reg + \$4.39 State Gov Levy - Council	Per Registration	Non-Taxable	176.43	183.50	7.07	4.0%	Non-Statutory
Cat - Reduced Fee (Sterilised) Annual Fee \$Reg + \$4.39 State Gov Levy - Council	Per Registration	Non-Taxable	37.43	38.90	1.47	3.9%	Non-Statutory
Cat - Full Fee (Non sterilised) Annual Fee \$Reg + \$4.39 State Gov Levy - Council	Per Registration	Non-Taxable	158.73	165.05	6.32	4.0%	Non-Statutory
Dangerous Dog Annual Fee \$Reg + \$4.39 State Gov Levy - Council	Per Registration	Non-Taxable	229.33	238.50	9.17	4.0%	Non-Statutory
Restricted Breed Dog Annual Fee \$Reg + \$4.39 State Gov Levy - Council	Per Registration	Non-Taxable	229.33	238.50	9.17	4.0%	Non-Statutory
Menacing Dog Annual Fee \$Reg + \$4.39 State Gov Levy - Council	Per Registration	Non-Taxable	229.33	238.50	9.17	4.0%	Non-Statutory
Domestic Animal Businesses Annual Fee \$Reg + \$4.39 State Gov Levy - Council	Per Registration	Non-Taxable	298.00	309.10	11.10	3.7%	Non-Statutory
Late Registration Administration Fee	Per Registration	Non-Taxable	10.90	11.35	0.45	4.1%	Non-Statutory
Release Fee							
Impounded Domestic Animal Dog/Cat During business hours	Per Animal	Non-Taxable	105.90	110.10	4.20	4.0%	Non-Statutory
Impounded Domestic Animal Dog/Cat outside of business hours	Per Animal	Non-Taxable	149.50	155.50	6.00	4.0%	Non-Statutory
Daily Fee - Impound Dog / Cat - Sustenance	Per Day	Non-Taxable	16.70	17.40	0.70	4.2%	Non-Statutory
Impounded Animal Stock - during business hours	Per Animal	Non-Taxable	92.40	96.10	3.70	4.0%	Non-Statutory
Impounded Animal Stock - outside of business hours	Per Animal	Non-Taxable	177.50	184.60	7.10	4.0%	Non-Statutory
Daily Sustenance charge per day - Impound - Small animal (Sheep, Goats, Llama or similar)	Per Animal / Day	Non-Taxable	20.80	21.60	0.80	3.8%	Non-Statutory
Daily Fee Sustenance charge per day - Impound - Large animal (Cow s, Pony, Horses or similar)	Per Animal / Day	Non-Taxable	41.50	43.20	1.70	4.1%	Non-Statutory
Surrender Fee							
Domestic Animal	Per Surrender	Non-Taxable	59.30	61.70	2.40	4.0%	Non-Statutory
Stock Animal	Per Surrender	Non-Taxable	84.90	88.30	3.40	4.0%	Non-Statutory
Pet Register Information							
Access to the registration data by public	Per entry inspected	Non-Taxable	20.80	21.60	0.80	3.8%	Non-Statutory
Hire Fees							
Hire Cat Trap Fee - 2 w weeks (refundable deposit \$66.50) - Council	Per cage / two weeks	Taxable	66.50	69.20	2.70	4.1%	Non-Statutory
Animal Transport							
Float Charge (per animal) Council impound & transport stock (3 hours) - Council	Per transport (3 hours)	Non-Taxable	220.90	229.70	8.80	4.0%	Non-Statutory

Description of Fees and Charges	Unit of Measure	GST Status	2022/23	2023/24	Fee	Fee	Basis of Fee
			Fee Inc GST	Fee Inc GST	Increase / (Decrease)	Increase / (Decrease)	
Fines and Prosecutions							
Animal Infringement - Level 1 (.5 Penalty Units)	0.5 Penalty Unit	Non-Taxable	92.46	96.16	3.70	4.0%	Statutory
Animal Infringement - Level 2 (1 Penalty Units)	1 Penalty Unit	Non-Taxable	184.92	192.31	7.39	4.0%	Statutory
Animal Infringement - Level 3 (1.5 Penalty Units)	1.5 Penalty Unit	Non-Taxable	277.38	288.47	11.09	4.0%	Statutory
Animal Infringement - Level 4 (2 Penalty Units)	2 Penalty Unit	Non-Taxable	369.84	384.62	14.78	4.0%	Statutory
Animal Infringement - Level 5 (2.5 Penalty Units)	2.5 Penalty Unit	Non-Taxable	462.30	480.78	18.48	4.0%	Statutory
Animal Infringement - Level 8 (4 Penalty Units)	4 Penalty Unit	Non-Taxable	739.68	769.24	29.56	4.0%	Statutory
Domestic Animals Act 1994 - Infringement (5 Penalty Units)	5 Penalty Unit	Non-Taxable	924.60	961.55	36.95	4.0%	Statutory
Domestic Animals Act 1994 - Infringement (10 Penalty Units)	10 Penalty Unit	Non-Taxable	1,849.20	1,923.10	73.90	4.0%	Statutory
Domestic Animals Act 1994 - Infringement Minor attack infringement	Per offence	Non-Taxable	462.30	480.78	18.48	4.0%	Statutory
Traffic Management							
Parking Permit Fee							
Residential Parking Initial	Per application	Non-Taxable	67.50	70.20	2.70	4.0%	Non-Statutory
Residential Parking -Additional	Per application	Non-Taxable	132.90	138.20	5.30	4.0%	Non-Statutory
Traders Parking - Bulk Permit (Greater than 10 Applications)	Per application	Non-Taxable	37.40	38.90	1.50	4.0%	Non-Statutory
Traders Parking - Per Application	Per application	Non-Taxable	67.50	70.20	2.70	4.0%	Non-Statutory
Tradesman Parking - Period between 1 to 7 days	Per application	Non-Taxable	49.90	51.90	2.00	4.0%	Non-Statutory
Tradesman Parking - Period between 1 to 12 w weeks	Per application	Non-Taxable	166.10	172.70	6.60	4.0%	Non-Statutory
Replacement Permit - Administrative	Per application	Non-Taxable	10.40	10.80	0.40	3.8%	Non-Statutory
Fines and Prosecutions							
Parking Infringement (0.5 Penalty Unit)	0.5 Penalty Unit	Non-Taxable	92.46	96.16	3.70	4.0%	Statutory
Parking Infringement (0.6 Penalty Unit)	0.6 Penalty Unit	Non-Taxable	110.95	115.39	4.44	4.0%	Statutory
Parking Infringement (1 Penalty Unit)	1 Penalty Unit	Non-Taxable	184.92	192.31	7.39	4.0%	Statutory
Road Safety Road Rules 2017 - 0621	Set by Council (0.5 penalty unit)	Non-Taxable	92.46	96.16	3.70	4.0%	Non-Statutory
Road Safety Road Rules 2017 - 0701	Set by Council (0.5 penalty unit)	Non-Taxable	92.46	96.16	3.70	4.0%	Non-Statutory
Road Safety Road Rules 2017 - 0702	Set by Council (0.5 penalty unit)	Non-Taxable	92.46	96.16	3.70	4.0%	Non-Statutory
Road Safety Road Rules 2017 - 0704	Set by Council (0.5 penalty unit)	Non-Taxable	92.46	96.16	3.70	4.0%	Non-Statutory
Road Safety Road Rules 2017 - 0705	Set by Council (0.5 penalty unit)	Non-Taxable	92.46	96.16	3.70	4.0%	Non-Statutory
Road Safety Road Rules 2017 - 0706	Set by Council (0.5 penalty unit)	Non-Taxable	92.46	96.16	3.70	4.0%	Non-Statutory
Road Safety Road Rules 2017 - 0707	Set by Council (0.5 penalty unit)	Non-Taxable	92.46	96.16	3.70	4.0%	Non-Statutory
Road Safety Road Rules 2017 - 0708	Set by Council (0.5 penalty unit)	Non-Taxable	92.46	96.16	3.70	4.0%	Non-Statutory
Road Safety Road Rules 2017 - 0711	Set by Council (0.5 penalty unit)	Non-Taxable	92.46	96.16	3.70	4.0%	Non-Statutory
Road Safety Road Rules 2017 - 0712	Set by Council (0.5 penalty unit)	Non-Taxable	92.46	96.16	3.70	4.0%	Non-Statutory
Road Safety Road Rules 2017 - 0713	Set by Council (0.5 penalty unit)	Non-Taxable	92.46	96.16	3.70	4.0%	Non-Statutory



Description of Fees and Charges	Unit of Measure	GST Status	2022/23	2023/24	Fee	Fee	Basis of Fee
			Fee Inc GST	Fee Inc GST	Increase / (Decrease)	Increase / (Decrease)	
Local Law							
Permit Fee							
General Permit Fee	Per application	Non-Taxable	132.90	138.20	5.30	4.0%	Non-Statutory
Charity Clothing Bins - Permit Fees	Per Bin	Non-Taxable	132.90	138.20	5.30	4.0%	Non-Statutory
Craft market stalls	Per application	Non-Taxable	132.90	138.20	5.30	4.0%	Non-Statutory
Circuses and carnivals on Council/Crown land	Per application	Non-Taxable	653.90	680.10	26.20	4.0%	Non-Statutory
Mobile Cranes	Per application	Non-Taxable	1,825.60	1,898.60	73.00	4.0%	Non-Statutory
Obstructions	Per application	Non-Taxable	132.90	138.20	5.30	4.0%	Non-Statutory
Rubbish Hoppers - Annual - Accredited	Per Bin	Non-Taxable	802.30	834.40	32.10	4.0%	Non-Statutory
Activity on Footpath - Display of Goods Less than 6 square metres	Per Property	Non-Taxable	299.00	311.00	12.00	4.0%	Non-Statutory
Activity on Footpath - Display of Goods in excess of 6 square metres (per square metre)	Per square metre	Non-Taxable	83.00	86.30	3.30	4.0%	Non-Statutory
Activity on Footpath - Tables & Chairs Less than 6 square metres	Per Property	Non-Taxable	299.00	311.00	12.00	4.0%	Non-Statutory
Activity on Footpath - Tables & Chairs in excess of 6 square metres (per square metre)	per square metre	Non-Taxable	83.00	86.30	3.30	4.0%	Non-Statutory
Signs	Per Sign	Non-Taxable	132.90	138.20	5.30	4.0%	Non-Statutory
Signs - Charitable Organisations	Per Sign		66.50	69.20	2.70	4.1%	Non-Statutory
Signs - Real estate agents (inspections signs)	Per company / year	Non-Taxable	641.40	667.10	25.70	4.0%	Non-Statutory
Busking permit fee	Per application	Non-Taxable	132.90	138.20	5.30	4.0%	Non-Statutory
Public entertainment permit	Per application	Non-Taxable	132.90	138.20	5.30	4.0%	Non-Statutory
Filming	Per hour	Non-Taxable	132.90	138.20	5.30	4.0%	Non-Statutory
Use of reserves - Parks	Per day	Non-Taxable	132.90	138.20	5.30	4.0%	Non-Statutory
Fines and Prosecutions							
Manningham Community Local Law s Individual	Per application	Non-Taxable	200.00	208.00	8.00	4.0%	Non-Statutory
Manningham Community Local Law s Body Corporate / Corporation	Per application	Non-Taxable	500.00	520.00	20.00	4.0%	Non-Statutory
Impounded Goods - Release Fee							
Shopping Trolley	Per Item	Non-Taxable	68.50	71.20	2.70	3.9%	Non-Statutory
Real Estate/advertising board sign (or similar)	Per Item	Non-Taxable	121.50	126.40	4.90	4.0%	Non-Statutory
Other Item	Per Item	Non-Taxable	68.50	71.20	2.70	3.9%	Non-Statutory
Impounded Vehicles - Release Fee							
Vehicle - Impounded or Abandoned	Per Item	Non-Taxable	187.90	195.40	7.50	4.0%	Non-Statutory
Vehicle - Tow	Per Item	Non-Taxable	182.70	190.00	7.30	4.0%	Non-Statutory
Daily charge / Vehicle	Per Item	Non-Taxable	30.20	31.40	1.20	4.0%	Non-Statutory
Impounded Vehicles - Inspection Fee							
Impounded / Abandoned Vehicle	Per Item	Non-Taxable	54.00	56.20	2.20	4.1%	Non-Statutory

Description of Fees and Charges	Unit of Measure	GST Status	2022/23	2023/24	Fee	Fee	Basis of Fee
			Fee Inc GST	Fee Inc GST	Increase / (Decrease)	Increase / (Decrease)	
			\$	\$	\$	%	
Planning Compliance							
Fines and Prosecutions							
Planning Infringement Notice (10 Penalty Units)	Penalty Unit	Non-Taxable	1,849.20	1,923.10	73.90	4.0%	Statutory
Planning Infringement Notice (5 Penalty Units)	Penalty Unit	Non-Taxable	924.60	961.55	36.95	4.0%	Statutory
Permit Fee							
Outside of hours - Permit CMP	Per application	Non-Taxable	230.00	239.20	9.20	4.0%	Non-Statutory
Fire Prevention							
Vacant Block 1m2-1000m2 Proactive Grass Slashing Program (incorp admin fee)	Per property (Double Slash)	Taxable	494.90	514.70	19.80	4.0%	Non-Statutory
Vacant Block 1001m2-2000m2 Proactive Grass Slashing Program (incorp admin fee)	Per property (Double Slash)	Taxable	708.60	736.90	28.30	4.0%	Non-Statutory
Vacant Block per 2001m2 -4000m2 Proactive Grass Slashing Program (incorp admin fee)	Per property (Double Slash)	Taxable	787.30	818.80	31.50	4.0%	Non-Statutory
Vacant Block per ≥ 4000m2 Proactive Grass Slashing Program (incorp admin fee)	Per Property (Double Slash)	Taxable	Quote	Quote			Non-Statutory
Inaccessible for Machinery 1m2-1000m2 Proactive Program (incorp admin fee)	Per Property (Single Works)	Taxable	714.20	742.80	28.60	4.0%	Non-Statutory
Inaccessible for Machinery > 1001m2 Proactive Program (incorp admin fee)	Per Property (Single Works)	Taxable	Quote	Quote			Non-Statutory
Req for Service Admin Processing Fee Proactive Program	Per Property	Taxable	157.50	163.80	6.30	4.0%	Non-Statutory
Burn Permit Fee - Vacant Land Only (inspection required)	Per application / property	Non-Taxable	132.90	138.20	5.30	4.0%	Non-Statutory
Land Management							
Blackberry Control - 1m2-1000m2 Proactive Program (incorp admin fee)	Council (single slash)	Taxable	339.00	352.60	13.60	4.0%	Non-Statutory
Blackberry Control - 1001m2-2000m2 Proactive Program (incorp admin fee)	Council (single slash)	Taxable	443.50	461.20	17.70	4.0%	Non-Statutory
Blackberry Control - 1001m2-2000m2 Proactive Program (incorp admin fee)	Council (single slash)	Taxable	498.50	518.40	19.90	4.0%	Non-Statutory
Blackberry Control > 4000m2 - by quote Proactive Program (incorp admin fee)	Per hour	Taxable	Quote	Quote			Non-Statutory
Req for Service Admin Processing Fee Proactive Program	Per Property	Taxable	157.50	163.80	6.30	4.0%	Non-Statutory
Approvals & Compliance - Environmental Health							
Food Act							
Class 1 (Standard FSP) - Registration Fee High Risk Premises using a Standard FSP	Per registration/ premise	Non-Taxable	845.00	880.00	35.00	4.1%	Non-Statutory
Class 1 (Standard FSP) - pre-sale inspection report	Per registration/ premise	Non-Taxable	280.00	290.00	10.00	3.6%	Non-Statutory
Class 1 (Standard FSP) - Plan Approval	Per registration/ premise	Non-Taxable	250.00	260.00	10.00	4.0%	Non-Statutory
Class 1 (Non Standard FSP) - Registration Fee High Risk Premises using a Non Standard FSP	Per registration/ premise	Non-Taxable	520.00	540.00	20.00	3.8%	Non-Statutory
Class 1 (Non Standard FSP) - pre-sale inspection report	Per registration/ premise	Non-Taxable	280.00	290.00	10.00	3.6%	Non-Statutory
Class 1 (Non Standard FSP) - Plan Approval	Per registration/ premise	Non-Taxable	250.00	260.00	10.00	4.0%	Non-Statutory
Class 2 (Standard FSP) - Registration Fee Moderate Risk Premises using a Standard FSP	Per registration/ premise	Non-Taxable	555.00	580.00	25.00	4.5%	Non-Statutory
Class 2 (Standard FSP) - pre-sale inspection report	Per registration/ premise	Non-Taxable	280.00	290.00	10.00	3.6%	Non-Statutory
Class 2 (Standard FSP) - Plan Approval	Per registration/ premise	Non-Taxable	250.00	260.00	10.00	4.0%	Non-Statutory



Description of Fees and Charges	Unit of Measure	GST Status	2022/23 Fee	2023/24 Fee	Fee Increase	Fee Increase	Basis of Fee
			Inc GST	Inc GST	/(Decrease)	/(Decrease)	
			\$	\$	\$	%	
Class 2 (Non Standard FSP) - Registration Fee Moderate Risk Premises using a Non Standard FSP	Per registration/premise	Non-Taxable	455.00	475.00	20.00	4.4%	Non-Statutory
Class 2 (Non Standard FSP) - pre-sale inspection report	Per registration/premise	Non-Taxable	280.00	290.00	10.00	3.6%	Non-Statutory
Class 2 (Non Standard FSP) - Plan Approval	Per registration/premise	Non-Taxable	250.00	260.00	10.00	4.0%	Non-Statutory
Class 2 >20EFT (Standard FSP) - Registration Fee Moderate Risk Premises with > 20 EFT using a Standard FSP	Per registration/premise	Non-Taxable	1,110.00	1,155.00	45.00	4.1%	Non-Statutory
Class 2 >20 EFT(Standard FSP) - pre-sale inspection report	Per registration/premise	Non-Taxable	330.00	345.00	15.00	4.5%	Non-Statutory
Class 2 >20EFT(Standard FSP) - Plan Approval	Per registration/premise	Non-Taxable	320.00	330.00	10.00	3.1%	Non-Statutory
Class 2 >20EFT (Non Standard FSP) - Registration Fee Moderate Risk Premises with >20EFT using a Non Standard FSP	Per registration/premise	Non-Taxable	745.00	775.00	30.00	4.0%	Non-Statutory
Class 2 >20EFT (Non Standard FSP) - pre-sale inspection report	Per registration/premise	Non-Taxable	330.00	345.00	15.00	4.5%	Non-Statutory
Class 2 >20EFT (Non Standard FSP) - Plan Approval	Per registration/premise	Non-Taxable	320.00	330.00	10.00	3.1%	Non-Statutory
Class 2 Community Group (Standard FSP) - Registration Fee Community Group using a Standard FSP	Per registration/premise	Non-Taxable	240.00	250.00	10.00	4.2%	Non-Statutory
Class 2 Community Group (Standard FSP) - pre-sale inspection report	Per registration/premise	Non-Taxable	180.00	185.00	5.00	2.8%	Non-Statutory
Class 2 Community Group (Standard FSP) - Plan Approval	Per registration/premise	Non-Taxable	210.00	215.00	5.00	2.4%	Non-Statutory
Class 3 - Registration Fee Moderate to Low Risk Premises using a Minimum Records	Per registration/premise	Non-Taxable	360.00	370.00	10.00	2.8%	Non-Statutory
Class 3 - Transfer Report	Per registration/premise	Non-Taxable	280.00	290.00	10.00	3.6%	Non-Statutory
Class 3 - Plan Approval	Per registration/premise	Non-Taxable	240.00	250.00	10.00	4.2%	Non-Statutory
Class 3 (Community Group) - Registration Fee Moderate to Low Risk Community Group using a Minimum Records	Per registration/premise	Non-Taxable	220.00	230.00	10.00	4.5%	Non-Statutory
Class 3 (Community Group) - pre-sale inspection report	Per registration/premise	Non-Taxable	180.00	190.00	10.00	5.6%	Non-Statutory
Class 3 (Community Group) - Plan Approval	Per registration/premise	Non-Taxable	215.00	225.00	10.00	4.7%	Non-Statutory
Class 2 Food Vehicle (business)	Per registration/premise	Non-Taxable	535.00	555.00	20.00	3.7%	Non-Statutory
Additional class 2 food vehicle (business)	Per registration/premise	Non-Taxable	267.50	277.50	10.00	3.7%	Non-Statutory
Mobile / Temporary Food Premises							
Class 3 Food Vehicle (business)	Per registration	Non-Taxable	360.00	370.00	10.00	2.8%	Non-Statutory
Additional class 3 food vehicle (business)	Per registration	Non-Taxable	180.00	185.00	5.00	2.8%	Non-Statutory
Class 2 community group Food Vehicle	Per registration	Non-Taxable	220.00	230.00	10.00	4.5%	Non-Statutory
Additional class 2 community group food vehicle	Per registration	Non-Taxable	110.00	115.00	5.00	4.5%	Non-Statutory
Class 3 community group Food Vehicle	Per registration	Non-Taxable	200.00	210.00	10.00	5.0%	Non-Statutory
Additional class 3 community group food vehicle	Per registration	Non-Taxable	100.00	105.00	5.00	5.0%	Non-Statutory
Class 2 Temporary food premises (business)	Per registration	Non-Taxable	230.00	240.00	10.00	4.3%	Non-Statutory
Additional class 2 Temporary food premises (business)	Per registration	Non-Taxable	115.00	120.00	5.00	4.3%	Non-Statutory
Class 3 Temporary food premises (business)	Per registration	Non-Taxable	210.00	220.00	10.00	4.8%	Non-Statutory
Additional class 3 Temporary food premises (business)	Per registration	Non-Taxable	105.00	110.00	5.00	4.8%	Non-Statutory
Food Premises reinspection fee (for non-compliance)	Per registration	Non-Taxable	122.70	127.60	4.90	4.0%	Non-Statutory

Description of Fees and Charges	Unit of Measure	GST Status	2022/23	2023/24	Fee	Fee	Basis of Fee
			Fee Inc GST	Fee Inc GST	Increase / (Decrease)	Increase / (Decrease)	
			\$	\$	\$	%	
Public Health and Wellbeing Act							
Registration Fee							
High Risk	Per registration	Non-Taxable	360.00	375.00	15.00	4.2%	Non-Statutory
High+Mod Risk	Per registration	Non-Taxable	440.00	460.00	20.00	4.5%	Non-Statutory
High+Mod+Low Risk	Per registration	Non-Taxable	490.00	510.00	20.00	4.1%	Non-Statutory
High+Low Risk	Per registration	Non-Taxable	410.00	425.00	15.00	3.7%	Non-Statutory
Mod+Low Risk	Per registration	Non-Taxable	390.00	405.00	15.00	3.8%	Non-Statutory
Mod Risk	Per registration	Non-Taxable	340.00	355.00	15.00	4.4%	Non-Statutory
Low Risk - Ongoing	Per registration	Non-Taxable	200.00	210.00	10.00	5.0%	Non-Statutory
Plan Approval							
High Risk	Per registration	Non-Taxable	250.00	260.00	10.00	4.0%	Non-Statutory
High+Mod Risk	Per registration	Non-Taxable	250.00	260.00	10.00	4.0%	Non-Statutory
High+Mod+Low Risk	Per registration	Non-Taxable	250.00	260.00	10.00	4.0%	Non-Statutory
High+Low Risk	Per registration	Non-Taxable	250.00	260.00	10.00	4.0%	Non-Statutory
Mod+Low Risk	Per registration	Non-Taxable	250.00	260.00	10.00	4.0%	Non-Statutory
Mod Risk	Per registration	Non-Taxable	250.00	260.00	10.00	4.0%	Non-Statutory
Low Risk - Ongoing	Per registration	Non-Taxable	250.00	260.00	10.00	4.0%	Non-Statutory
Transfer Fee							
High Risk	Per registration	Non-Taxable	180.00	187.50	7.50	4.2%	Non-Statutory
High+Mod Risk	Per registration	Non-Taxable	220.00	230.00	10.00	4.5%	Non-Statutory
High+Mod+Low Risk	Per registration	Non-Taxable	245.00	255.00	10.00	4.1%	Non-Statutory
High+Low Risk	Per registration	Non-Taxable	205.00	212.50	7.50	3.7%	Non-Statutory
Mod+Low Risk	Per registration	Non-Taxable	195.00	202.50	7.50	3.8%	Non-Statutory
Mod Risk	Per registration	Non-Taxable	170.00	177.50	7.50	4.4%	Non-Statutory
Low Risk - Ongoing	Per registration	Non-Taxable	200.00	210.00	10.00	5.0%	Non-Statutory
Transfer Report							
High Risk	Per registration	Non-Taxable	250.00	260.00	10.00	4.0%	Non-Statutory
High+Mod Risk	Per registration	Non-Taxable	250.00	260.00	10.00	4.0%	Non-Statutory
High+Mod+Low Risk	Per registration	Non-Taxable	250.00	260.00	10.00	4.0%	Non-Statutory
High+Low Risk	Per registration	Non-Taxable	250.00	260.00	10.00	4.0%	Non-Statutory
Mod+Low Risk	Per registration	Non-Taxable	250.00	260.00	10.00	4.0%	Non-Statutory
Mod Risk	Per registration	Non-Taxable	250.00	260.00	10.00	4.0%	Non-Statutory
Low Risk - Ongoing	Per registration	Non-Taxable	250.00	260.00	10.00	4.0%	Non-Statutory
Prescribed Accommodation - Renewal Fee							
<20 beds	Per registration	Non-Taxable	290.00	300.00	10.00	3.4%	Non-Statutory
20 - 40 beds	Per registration	Non-Taxable	380.00	400.00	20.00	5.3%	Non-Statutory
>40 beds	Per registration	Non-Taxable	500.00	520.00	20.00	4.0%	Non-Statutory
Prescribed Accommodation - Transfer Fee							
<20 beds	Per registration	Non-Taxable	145.00	150.00	5.00	3.4%	Non-Statutory
20 - 40 beds	Per registration	Non-Taxable	190.00	200.00	10.00	5.3%	Non-Statutory
>40 beds	Per registration	Non-Taxable	250.00	260.00	10.00	4.0%	Non-Statutory
Prescribed Accommodation - Transfer Inspection & Report							
Inspection Report <20	Per registration	Non-Taxable	210.00	220.00	10.00	4.8%	Non-Statutory
Inspection Report <40	Per registration	Non-Taxable	230.00	240.00	10.00	4.3%	Non-Statutory
Inspection Report >40	Per registration	Non-Taxable	250.00	260.00	10.00	4.0%	Non-Statutory
Prescribed Accommodation - Plan Approval							
<20	Per registration	Non-Taxable	230.00	240.00	10.00	4.3%	Non-Statutory
<40	Per registration	Non-Taxable	250.00	260.00	10.00	4.0%	Non-Statutory
>40	Per registration	Non-Taxable	270.00	280.00	10.00	3.7%	Non-Statutory

Description of Fees and Charges	Unit of Measure	GST Status	2022/23 Fee	2023/24 Fee	Fee Increase	Fee Increase	Basis of Fee
			Inc GST	Inc GST	/(Decrease)	/(Decrease)	
			\$	\$	\$	%	
Caravan Parks Registration Fee							
<25	Per registration	Non-Taxable	259.93	270.30	10.37	4.0%	Statutory
25 < 50	Per registration	Non-Taxable	519.86	540.60	20.74	4.0%	Statutory
50 < 100	Per registration	Non-Taxable	1,039.72	1,081.20	41.48	4.0%	Statutory
Caravan Parks Transfer Fee							
<25	Per registration	Non-Taxable	76.45	79.50	3.05	4.0%	Statutory
25 < 50	Per registration	Non-Taxable	76.45	79.50	3.05	4.0%	Statutory
50 < 100	Per registration	Non-Taxable	76.45	79.50	3.05	4.0%	Statutory
Caravan Transfer Inspection Report	Per registration	Non-Taxable	300.00	310.00	10.00	3.3%	Statutory
Public Swimming Pool							
Class 1 Large facility >5 pools / features	Per registration	Non-Taxable	490.00	510.00	20.00	4.1%	Non-Statutory
Class 1 Small facility >1 <5 pools / features	Per registration	Non-Taxable	245.00	255.00	10.00	4.1%	Non-Statutory
Vaccines							
Hepatitis B Vaccines - Adult	Per dose	Taxable	25.00	25.00	-	0.0%	Non-Statutory
Hepatitis B Vaccines - Child	Per dose	Taxable	23.00	23.00	-	0.0%	Non-Statutory
Hepatitis A Vaccines - Adult	Per dose	Taxable	80.00	80.00	-	0.0%	Non-Statutory
Twinrix Vaccines - Adult	Per dose	Taxable	80.00	80.00	-	0.0%	Non-Statutory
Flu Vaccine (Not at risk Group)	Per dose	Taxable	25.00	25.00	-	0.0%	Non-Statutory
Flu Vaccine (Not at risk Group- children)	per course (2 doses)	Taxable	25.00	25.00	-	0.0%	Non-Statutory
Pneumovax 23 (Not at risk group)	Per dose	Taxable	50.00	50.00	-	0.0%	Non-Statutory
Diphtheria, tetanus, pertussis (Boostrix)	Per dose	Taxable	45.00	45.00	-	0.0%	Non-Statutory
Chickenpox	Per dose	Taxable	65.00	65.00	-	0.0%	Non-Statutory
Meningococcal ACWY	Per dose	Taxable	90.00	90.00	-	0.0%	Non-Statutory
Immunisation assessment & catch up advice per child	Per dose	Taxable	25.00	25.00	-	0.0%	Non-Statutory
Onsite Wastewater systems							
New Installation and Major Alterations	Per application	Non-Taxable	747.37	777.19	29.82	4.0%	Statutory
Minor Alteration	Per application	Non-Taxable	569.55	592.27	22.72	4.0%	Statutory
Exempt Permit	Per application	Non-Taxable	224.30	233.25	8.95	4.0%	Statutory
Amend Permit	Per application	Non-Taxable	158.71	165.04	6.33	4.0%	Statutory
Transfer permit	Per application	Non-Taxable	151.82	157.88	6.06	4.0%	Statutory
Sand analysis	Per application	Non-Taxable	155.00	160.00	5.00	3.2%	Non-Statutory
Copy of existing septic tank system plan	Per application	Non-Taxable	46.00	48.00	2.00	4.3%	Non-Statutory
On-site location of existing septic tank system	Per application	Non-Taxable	285.00	295.00	10.00	3.5%	Non-Statutory
Statutory Planning							
Application fees for permits under Section 47 of the Planning & Environment Act 1987							
Use							
Class 1: Use only Statutory Fee - (89 fee units)	Per application	Non-Taxable	1,360.80	1,415.10	54.30	4.0%	Statutory
Single Dwelling							
Class 2: To develop land for a single dwelling per lot or use and develop land for a single dwelling per lot or undertake development ancillary to the use of land for a single dwelling per lot included in the application (other than a class 7 permit or a permit to subdivide or consolidate land) if the estimated cost of development is \$10,000 or less Statutory Fee - (13.5 fee units)	Per application	Non-Taxable	206.40	214.60	8.20	4.0%	Statutory

Description of Fees and Charges	Unit of Measure	GST Status	2022/23	2023/24	Fee	Fee	Basis of Fee
			Fee Inc GST	Fee Inc GST	Increase / (Decrease)	Increase / (Decrease)	
			\$	\$	\$	%	
Class 3: To develop land for a single dwelling per lot or use and develop land for a single dwelling per lot or undertake development ancillary to the use of land for a single dwelling per lot included in the application (other than a class 8 permit or a permit to subdivide or consolidate land) if the estimated cost of development is more than \$100,000 but not more than \$100,000 Statutory Fee - (42.5 fee units)	Per application	Non-Taxable	649.80	675.70	25.90	4.0%	Statutory
Class 4: To develop land for a single dwelling per lot or use and develop land for a single dwelling per lot or undertake development ancillary to the use of land for a single dwelling per lot included in the application (other than a class 8 permit or a permit to subdivide or consolidate land) if the estimated cost of development is more than \$100,000 but not more than \$500,000 Statutory Fee - (87 fee units)	Per application	Non-Taxable	1,330.20	1,383.30	53.10	4.0%	Statutory
Class 5: To develop land for a single dwelling per lot or use and develop land for a single dwelling per lot or undertake development ancillary to the use of land for a single dwelling per lot included in the application (other than a class 8 permit or a permit to subdivide or consolidate land) if the estimated cost of development is more than \$500,000 but not more than \$1,000,000 Statutory Fee - (94 fee units)	Per application	Non-Taxable	1,437.30	1,494.60	57.30	4.0%	Statutory
Class 6: To develop land for a single dwelling per lot or use and develop land for a single dwelling per lot or undertake development ancillary to the use of land for a single dwelling per lot included in the application (other than a class 8 permit or a permit to subdivide or consolidate land) if the estimated cost of development is more than \$1,000,000 but not more than \$2,000,000. Statutory Fee - (101 fee units)	Per application	Non-Taxable	1,544.30	1,605.90	61.60	4.0%	Statutory
Vic Smart Application					-		
Class 7: VicSmart application if the estimated cost of development is \$10,000 or less Statutory Fee - (13.5 fee units)	Per application	Non-Taxable	206.40	214.60	8.20	4.0%	Statutory
Class 8: VicSmart application if the estimated cost of development is more than \$10,000 Statutory Fee - (29 fee units)	Per application	Non-Taxable	443.40	461.10	17.70	4.0%	Statutory
Class 9: VicSmart application to subdivide or consolidate land Statutory Fee - (13.5 fee units)	Per application	Non-Taxable	206.40	214.60	8.20	4.0%	Statutory
Class 10: VicSmart application (other than a class 7, class 8 or class 9 permit) Statutory Fee - (13.5 fee units)	Per application	Non-Taxable	206.40	214.60	8.20	4.0%	Statutory
Development (other than a single dwelling)					-		
Class 11: To develop land (other than a class 2, class 3, class 7 or class 8 or a permit to subdivide or consolidate land) if the estimated cost of development is less than \$100,000 Statutory Fee - (77.5 fee units)	Per application	Non-Taxable	1,185.00	1,232.20	47.20	4.0%	Statutory



Description of Fees and Charges	Unit of Measure	GST Status	2022/23	2023/24	Fee	Fee	Basis of Fee
			Fee Inc GST	Fee Inc GST	Increase / (Decrease)	Increase / (Decrease)	
			\$	\$	\$	%	
Class 12: To develop land (other than a class 4, class 5, or class 8 or a permit to subdivide or consolidate land) if the estimated cost of development is more than \$100,000 and not more than \$1,000,000 Statutory Fee - (104.5 fee units)	Per application	Non-Taxable	1,597.80	1,661.50	63.70	4.0%	Statutory
Class 13: To develop land (other than a class 6 or class 8 or a permit to subdivide or consolidate land) if the estimated cost of development is more than \$1,000,000 and not more than \$5,000,000 Statutory Fee - (230.5 fee units)	Per application	Non-Taxable	3,524.30	3,664.90	140.60	4.0%	Statutory
Class 14: To develop land (other than a class 8 or a permit to subdivide or consolidate land) if the estimated cost of development is more than \$5,000,000 and not more than \$15,000,000 Statutory Fee - (587.5 fee units)	Per application	Non-Taxable	8,982.90	9,341.20	358.30	4.0%	Statutory
Class 15: To develop land (other than a class 8 or a permit to subdivide or consolidate land) if the estimated cost of development is more than \$15,000,000 and not more than \$50,000,000 Statutory Fee - (1732.5 fee units)	Per application	Non-Taxable	26,489.90	27,546.70	1,056.80	4.0%	Statutory
Class 16: To develop land (other than a class 8 or a permit to subdivide or consolidate land) if the estimated cost of development is more than \$50,000,000 Statutory Fee - (3894 fee units)	Per application	Non-Taxable	59,539.30	61,914.60	2,375.30	4.0%	Statutory
Subdivision							
Class 17: To subdivide an existing building (other than a class 9 permit) Statutory Fee - (89 fee units)	Per application	Non-Taxable	1,360.80	1,415.10	54.30	4.0%	Statutory
Class 18: To subdivide land into 2 lots (other than a class 9 or class 17 permit) Statutory Fee - (89 fee units)	Per application	Non-Taxable	1,360.80	1,415.10	54.30	4.0%	Statutory
Class 19: To effect a realignment of a common boundary between lots or consolidate 2 or more lots (other than a class 9 permit) Statutory Fee - (89 fee units)	Per application	Non-Taxable	1,360.80	1,415.10	54.30	4.0%	Statutory
Class 20: Subdivide land (other than a class 9, class 17, class 18 or class 19 permit) Statutory Fee - (89 fee units per 100 lots created)	Per application	Non-Taxable	1360.80 per 100 lots created	1415.10 per 100 lots created			Statutory
Class 21: Applications to create, vary or remove a restriction within the meaning of the Subdivision Act 1988; or create or remove a right of way; or create, vary or remove an easement other than a right of way; or vary or remove a condition in the nature of an easement (other than right of way) in a Crown grant Statutory Fee - (89 fee units)	Per application	Non-Taxable	1,360.80	1,415.10	54.30	4.0%	Statutory
Other							
Class 22: A permit not otherwise provided for in the regulation Statutory Fee - (89 fee units)	Per application	Non-Taxable	1,360.80	1,415.10	54.30	4.0%	Statutory
Application fees to amend permits under Section 72 of the Planning & Environment Act 1987 (regulation 11)							
Class 1 Amendment: An amendment to a permit to change the use of land allowed by the permit or allow a new use of land. Statutory Fee - (89 fee units)	Per application	Non-Taxable	1,360.80	1,415.10	54.30	4.0%	Statutory



Description of Fees and Charges	Unit of Measure	GST Status	2022/23	2023/24	Fee	Fee	Basis of Fee
			Fee Inc GST	Fee Inc GST	Increase / (Decrease)	Increase / (Decrease)	
			\$	\$	\$	%	
Class 2 Amendment: An amendment to a permit (other than a permit to develop land for a single dwelling per lot or to use and develop land for a single dwelling per lot or to undertake development ancillary to the use of land for a single dwelling per lot) to change the statement of what the permit allows or to change any or all of the conditions which apply to the permit. Statutory Fee - (89 fee units) Single dwelling	Per application	Non-Taxable	1,360.80	1,415.10	54.30	4.0%	Statutory
Class 3 Amendment: An amendment to a class 2, class 3, class 4, class 5 or class 6 permit, if the estimated cost of any additional development to be permitted by the amendment is \$10,000 or less. Statutory Fee - (13.5 fee units)	Per application	Non-Taxable	206.40	214.60	8.20	4.0%	Statutory
Class 4 Amendment: An amendment to a class 2, class 3, class 4, class 5 or class 6 permit, if the estimated cost of any additional development to be permitted by the amendment is more than \$10,000 but not more than \$100,000. Statutory Fee - (42.5 fee units)	Per application	Non-Taxable	649.80	675.70	25.90	4.0%	Statutory
Class 5 Amendment: An amendment to a class 2, class 3, class 4, class 5 or class 6 permit, if the estimated cost of any additional development to be permitted by the amendment is more than \$100,000 but not more than \$500,000. Statutory Fee - (87 fee units)	Per application	Non-Taxable	1,330.20	1,383.30	53.10	4.0%	Statutory
Class 6 Amendment: An amendment to a class 2, class 3, class 4, class 5 or class 6 permit, if the estimated cost of any additional development to be permitted by the amendment is more than \$500,000. Statutory Fee - (94 fee units) Vic Smart	Per application	Non-Taxable	1,437.30	1,494.60	57.30	4.0%	Statutory
Class 7 Amendment: An amendment to a permit that is the subject of a VicSmart application, if the estimated cost of the additional development is \$10,000 or less. Statutory Fee - (13.5 fee units)	Per application	Non-Taxable	206.40	214.60	8.20	4.0%	Statutory
Class 8 Amendment: An amendment to a permit that is the subject of a VicSmart application, if the estimated cost of the additional development is more than \$10,000. Statutory Fee - (29 fee units)	Per application	Non-Taxable	443.40	461.10	17.70	4.0%	Statutory
Class 9 Amendment: An amendment to a class 9 permit (to subdivide or consolidate land). Statutory Fee - (13.5 fee units)	Per application	Non-Taxable	206.40	214.60	8.20	4.0%	Statutory
Class 10 Amendment: An amendment to a class 10 permit. Statutory Fee - (13.5 fee units) Development (other than a single dwelling)	Per application	Non-Taxable	206.40	214.60	8.20	4.0%	Statutory
Class 11 Amendment: An amendment to a class 11, class 12, class 13, class 14, class 15 or class 16 permit, if the estimated cost of any additional development to be permitted by the amendment is \$100,000 or less. Statutory Fee - (77.5 fee units)	Per application	Non-Taxable	1,185.00	1,232.20	47.20	4.0%	Statutory



Description of Fees and Charges	Unit of Measure	GST Status	2022/23 Fee	2023/24 Fee	Fee Increase	Fee Increase	Basis of Fee
			Inc GST	Inc GST	/(Decrease)	/(Decrease)	
			\$	\$	\$	%	
Class 12: To develop land (other than a class 4, class 5, or class 8 or a permit to subdivide or consolidate land) if the estimated cost of development is more than \$100,000 and not more than \$1,000,000 Statutory Fee - (104.5 fee units)	Per application	Non-Taxable	1,597.80	1,661.50	63.70	4.0%	Statutory
Class 13: To develop land (other than a class 6 or class 8 or a permit to subdivide or consolidate land) if the estimated cost of development is more than \$1,000,000 and not more than \$5,000,000 Statutory Fee - (230.5 fee units)	Per application	Non-Taxable	3,524.30	3,664.90	140.60	4.0%	Statutory
Class 14: To develop land (other than a class 8 or a permit to subdivide or consolidate land) if the estimated cost of development is more than \$5,000,000 and not more than \$15,000,000 Statutory Fee - (587.5 fee units)	Per application	Non-Taxable	8,982.90	9,341.20	358.30	4.0%	Statutory
Class 15: To develop land (other than a class 8 or a permit to subdivide or consolidate land) if the estimated cost of development is more than \$15,000,000 and not more than \$50,000,000 Statutory Fee - (1732.5 fee units)	Per application	Non-Taxable	26,489.90	27,546.70	1,056.80	4.0%	Statutory
Class 16: To develop land (other than a class 8 or a permit to subdivide or consolidate land) if the estimated cost of development is more than \$50,000,000 Statutory Fee - (3894 fee units)	Per application	Non-Taxable	59,539.30	61,914.60	2,375.30	4.0%	Statutory
Subdivision							
Class 17: To subdivide an existing building (other than a class 9 permit) Statutory Fee - (89 fee units)	Per application	Non-Taxable	1,360.80	1,415.10	54.30	4.0%	Statutory
Class 18: To subdivide land into 2 lots (other than a class 9 or class 17 permit) Statutory Fee - (89 fee units)	Per application	Non-Taxable	1,360.80	1,415.10	54.30	4.0%	Statutory
Class 19: To effect a realignment of a common boundary between lots or consolidate 2 or more lots (other than a class 9 permit) Statutory Fee - (89 fee units)	Per application	Non-Taxable	1,360.80	1,415.10	54.30	4.0%	Statutory
Class 20: Subdivide land (other than a class 9, class 17, class 18 or class 19 permit) Statutory Fee - (89 fee units per 100 lots created)	Per application	Non-Taxable	1360.80 per 100 lots created	1415.10 per 100 lots created			Statutory
Class 21: Applications to create, vary or remove a restriction within the meaning of the Subdivision Act 1988; or create or remove a right of way; or create, vary or remove an easement other than a right of way; or vary or remove a condition in the nature of an easement (other than right of way) in a Crown grant Statutory Fee - (89 fee units)	Per application	Non-Taxable	1,360.80	1,415.10	54.30	4.0%	Statutory
Other							
Class 22: A permit not otherwise provided for in the regulation Statutory Fee - (89 fee units)	Per application	Non-Taxable	1,360.80	1,415.10	54.30	4.0%	Statutory
Application fees to amend permits under Section 72 of the Planning & Environment Act 1987 (regulation 11)							
Class 1 Amendment: An amendment to a permit to change the use of land allowed by the permit or allow a new use of land. Statutory Fee - (89 fee units)	Per application	Non-Taxable	1,360.80	1,415.10	54.30	4.0%	Statutory



Description of Fees and Charges	Unit of Measure	GST Status	2022/23	2023/24	Fee Increase /	Fee Increase /	Basis of Fee
			Fee Inc GST	Fee Inc GST	(Decrease)	(Decrease)	
			\$	\$	\$	%	
Regulation 12: Amend an application for a permit or an application for an amendment to a permit Statutory Fee - a) Under section 57A(3)(a) of the Act the fee to amend an application for a permit after notice is given is 40% of the application fee for that class of permit set out in the Table at regulation 9; b) Under section 57A(3)(a) of the Act the fee to amend an application to amend a permit after notice is given is 40% of the application fee for that class of permit set out in the Table at regulation 11 and any additional fee under c) below ; c) If an application to amend an application for a permit or amend an application to amend a permit has the effect of changing the class of that permit to a new class, having a higher application fee set out in the Table to regulation 9, the applicant must pay an additional fee being the difference the original class of application and the amended class of permit	Per application	Non-Taxable		Refer to Regulation			Statutory
Regulation 13: For a combined application to amend permit Statutory Fee - Sum of the highest of the fees which would have applied if separate applications were made and 50% of each of the other fees which would have applied if separate applications were made	Per application	Non-Taxable		Refer to Regulation			Statutory
Regulation 14: For a combined permit and planning scheme amendment Statutory Fee - Under section 96A(4)(a) of the Act: The sum of the highest of the fees which would have applied if separate applications were made and 50% of each of the other fees which would have applied if separate applications were made	Per application	Non-Taxable		Refer to Regulation			Statutory
Regulation 15: For a certificate of compliance Statutory Fee - (22 fee units)	Per application	Non-Taxable	336.40	349.80	13.40	4.0%	Statutory
Regulation 16: For an agreement to a proposal to amend or end an agreement under section 173 of the Act Statutory Fee - (44.5 fee units)	Per application	Non-Taxable	680.40	707.50	27.10	4.0%	Statutory
Regulation 18: Where a planning scheme specifies that a matter must be done to the satisfaction of a responsible authority, Minister, public authority or municipal council Statutory Fee - (22 fee units)	Per application	Non-Taxable	336.40	349.80	13.40	4.0%	Statutory
Application Fees in accordance with the Subdivision (Fee) Regulations 2016				TBA			
Regulation 6: For certification of a plan of subdivision Statutory Fee - (11.8 fee units)	Per application	Non-Taxable	180.40	187.60	7.20	4.0%	Statutory
Regulation 7: Alteration of plan under section 10(2) of the Act Statutory Fee - (7.5 fee units)	Per application	Non-Taxable	114.70	119.20	4.50	3.9%	Statutory
Regulation 8: Amendment of certified plan under section 11(1) of the Act Statutory Fee - (9.5 fee units)	Per application	Non-Taxable	145.20	151.00	5.80	4.0%	Statutory
Regulation 9: Checking of engineering plans Statutory Fee - 0.75% of the estimated cost of construction of the works proposed in the engineering plan (maximum fee)	Per application	Non-Taxable		Refer to Regulation			Statutory



Description of Fees and Charges	Unit of Measure	GST Status	2022/23	2023/24	Fee	Fee	Basis of Fee
			Fee Inc GST	Fee Inc GST	Increase / (Decrease)	Increase / (Decrease)	
			\$	\$	\$	%	
Regulation 10: Engineering plan prepared by council Statutory Fee - 3.5% of the cost of works proposed in the engineering plan (maximum fee)	Per application	Non-Taxable		Refer to Regulation			Statutory
Regulation 11: Supervision of works Statutory Fee - 2.5% of the estimated cost of construction of the works (maximum fee)	Per application	Non-Taxable		Refer to Regulation			Statutory
Public open space contribution Statutory Fee - Calculated in accordance with the schedule to Clause 53.01 of the Manningham Planning Scheme	Calculated in accordance with the schedule to Clause 53.01 of the Manningham Planning Scheme	Non-Taxable		Calculated in accordance with the schedule to Clause 53.01 of the Manningham Planning Scheme			Statutory
Subdivision Outstanding Works Bond Refundable (to enable issuing a statement of compliance prior to works being completed)	150% of the cost of outstanding works as per detailed supplied quote	Taxable		150% of the cost of outstanding works as per detailed supplied quote			Non-Statutory
Application fee to remove or destroy or lop 2 or more trees	Per application	Non-Taxable	571.00	594.00	23.00	4.0%	Statutory
Application fee to amend a permit to remove or destroy or lop 2 or more trees	Per application	Non-Taxable	571.00	594.00	23.00	4.0%	Statutory
Secondary Consent Application Fee VicSmart applications or a single dwelling with an additional development cost under \$10,000	VicSmart applications or a single dwelling with an additional development cost under \$10,000	Taxable	210.00	214.60	4.60	2.2%	Non-Statutory
Secondary Consent Application Fee Single dwelling with an additional development cost under \$100,000	Single dwelling with an additional development cost under \$100,000	Taxable	563.00	675.70	112.70	20.0%	Non-Statutory
Secondary Consent Application Fee All other applications	All other applications	Taxable	918.00	955.00	37.00	4.0%	Non-Statutory
Extension of Time Application Fee All applications	All applications	Taxable	697.00	697.00	-	0.0%	Non-Statutory
Pre Application Advice Request		Taxable	450.00	468.00	18.00	4.0%	Non-Statutory
Statutory Planning Property Enquiries Written confirmation of planning permit requirements	Written confirmation of planning permit requirements	Taxable	208.00	216.00	8.00	3.8%	Non-Statutory
Digital copy of Planning Permit and Approved plans per application	per application	Taxable	215.00	224.00	9.00	4.2%	Non-Statutory
Advertising of a Planning Application - Other Up to 10 letters and 2 signs	Up to 10 letters and 2 signs	Taxable	577.00	600.00	23.00	4.0%	Non-Statutory
Advertising of a Planning Application - Letters only Up to 10 letters	Up to 10 letters	Taxable	211.00	219.00	8.00	3.8%	Non-Statutory
Advertising of a Planning Application - Additional letters per letter	per letter	Taxable	8.70	9.00	0.30	3.4%	Non-Statutory
Advertising of a Planning Application - Additional sign/s per sign	per sign	Taxable	110.00	115.00	5.00	4.5%	Non-Statutory
S173 Agreements - Lodgement of agreement by Council at Titles Office by a Legal Practitioner	Per Agreement	Taxable	650.00	676.00	26.00	4.0%	Non-Statutory

Description of Fees and Charges	Unit of Measure	GST Status	2022/23	2023/24	Fee	Fee	Basis of Fee
			Fee Inc GST	Fee Inc GST	Increase / (Decrease)	Increase / (Decrease)	
			\$	\$	\$	%	
S173 Agreements - Preparation of agreement by Council (not including lodgement fee at Titles Office - requires additional fee to be added)	Per Agreement	Taxable	1,176.00	1,223.00	47.00	4.0%	Non-Statutory
S173 Agreements - Review of an externally prepared agreement (not including lodgement fee at Titles Office - requires additional fee to be added)	Per Agreement	Taxable	1,900.00	1,976.00	76.00	4.0%	Non-Statutory
Title Search Title Search	Title Search	Taxable	78.20	81.30	3.10	4.0%	Non-Statutory
Photocopying A1/per sheet	Per sheet	Taxable	17.10	17.80	0.70	4.1%	Non-Statutory
Photocopying A3/per sheet	Per sheet	Taxable	3.30	3.40	0.10	3.0%	Non-Statutory
Photocopying A4/per sheet	Per sheet	Taxable	1.70	1.80	0.10	5.9%	Non-Statutory
Community event signage	Per application	Taxable	72.70	73.00	0.30	0.4%	Non-Statutory
File retrieval & scanning from Grace	Per file	Taxable	91.00	95.00	4.00	4.4%	Non-Statutory
Section 29A certificates	Per application	Non-Taxable	87.10	91.40	4.30	4.9%	Statutory
Swimming pool registration fee	Per application	Non-Taxable	80.80	34.20	(46.60)	-57.7%	Statutory
Lodgement of pool certificate fee	Per application	Non-Taxable	20.90	21.90	1.00	4.8%	Statutory
Lodgement of non-compliant pool certificate fee	Per application	Non-Taxable	393.70	413.40	19.70	5.0%	Statutory
Request to finalise Lapsed Permits (minor works)		Taxable	233.10	242.40	9.30	4.0%	Non-statutory
Request to finalise Lapsed Permits		Taxable	478.50	497.60	19.10	4.0%	Non-statutory
Economic & Community Wellbeing							
Public Halls							
Doncaster Playhouse							
Bond	per hire	Non-Taxable	534.80	556.20	21.40	4.0%	Non-Statutory
Hire Per performance (5 hours)	Per performance	Taxable	482.60	501.90	19.30	4.0%	Non-Statutory
Rehearsal per hour	Per hour	Taxable	97.10	101.00	3.90	4.0%	Non-Statutory
Bump in/Bump out	Per event	Taxable	97.10	101.00	3.90	4.0%	Non-Statutory
Manningham Art Studios							
Bond	per hire	Non-Taxable	111.50	116.00	4.50	4.0%	Non-Statutory
Studio 1 Commercial	Per hour	Taxable	126.80	131.90	5.10	4.0%	Non-Statutory
Studio 1 Community	Per hour	Taxable	88.20	91.70	3.50	4.0%	Non-Statutory
Studio 2/3 Commercial	Per hour	Taxable	75.50	78.50	3.00	4.0%	Non-Statutory
Studio 2/3 Community	Per hour	Taxable	38.70	40.20	1.50	3.9%	Non-Statutory
Studio 4 Commercial	Per hour	Taxable	29.00	30.00	1.00	3.4%	non-Statutory
Studio 4 Community	Per hour	Taxable	23.00	24.00	1.00	4.3%	Non-Statutory
Studio 5 Commercial	Per hour	Taxable	22.00	23.00	1.00	4.5%	Non-Statutory
Studio 5 Community	Per hour	Taxable	16.00	17.00	1.00	6.3%	Non-Statutory
Studio 4 & 6 Combined Casual Community	Per hour	Taxable	27.00	28.00	1.00	3.7%	Non-Statutory
Studio 4 & 6 Combined Commercial	Per hour	Taxable	32.00	33.00	1.00	3.1%	Non-Statutory
Studio 6 Commercial	Per hour	Taxable	54.00	55.00	1.00	1.9%	Non-Statutory
Studio 6 Community	Per hour	Taxable	29.00	30.00	1.00	3.4%	Non-Statutory
All Halls							
Insurance - Alcohol	Per hire	Taxable	60.00	60.00	-	0.0%	Non-Statutory
Insurance - No Alcohol	Per hire	Taxable	40.00	40.00	-	0.0%	Non-Statutory
Insurance - Regular Hire	Per hour	Taxable	26.00	26.00	-	0.0%	Non-Statutory
MC² (Bulleen, Warrandyte and Donvale Rooms)							
Community Hire	Per hour	Taxable	22.00	23.00	1.00	4.5%	Non-Statutory
Commercial Hire	Per hour	Taxable	27.00	28.00	1.00	3.7%	Non-Statutory
MC² (Warrandyte and Donvale Rooms)							
Community Hire	Per hour	Taxable	27.00	28.00	1.00	3.7%	Non-Statutory
Commercial Hire	Per hour	Taxable	32.00	33.00	1.00	3.1%	Non-Statutory
MC² (Doncaster, Templestowe Room)							
Community Hire	Per hour	Taxable	27.00	28.00	1.00	3.7%	Non-Statutory
Commercial Hire	Per hour	Taxable	32.00	33.00	1.00	3.1%	Non-Statutory



Description of Fees and Charges	Unit of Measure	GST Status	2022/23	2023/24	Fee	Fee	Basis of Fee
			Fee Inc GST	Fee Inc GST	Increase / (Decrease)	Increase / (Decrease)	
			\$	\$	\$	%	
MC² (Doncaster and Templestowe Room)							
Community Hire	Per hour	Taxable	32.00	33.00	1.00	3.1%	Non-Statutory
Commercial Hire	Per hour	Taxable	43.00	44.00	1.00	2.3%	Non-Statutory
MC²							
Insurance	Per hire	Taxable	26.00	26.00	-	0.0%	Non-Statutory
Ajani Community Hall							
Bond Casual Hire	Per hire	Non-Taxable	500.00	500.00	-	0.0%	Non-Statutory
Bond Regular Hire	Per hire	Non-Taxable	300.00	300.00	-	0.0%	Non-Statutory
Casual Hire Commercial	Per hour	Taxable	151.00	157.00	6.00	4.0%	Non-Statutory
Casual Hire Community/Private	Per hour	Taxable	84.00	86.00	2.00	2.4%	Non-Statutory
Casual setup charge - max 2 hrs	Per hour	Taxable	47.00	49.00	2.00	4.3%	Non-Statutory
Regular Hire Commercial	Per hour	Taxable	42.00	43.00	1.00	2.4%	Non-Statutory
Regular Hire Community	Per hour	Taxable	33.00	34.00	1.00	3.0%	Non-Statutory
Community casual 12hr Hire	Per 12 hour hire	Taxable	726.00	755.00	29.00	4.0%	Non-Statutory
Ajani Centre							
Bond Casual Hire	Per hire	Non-Taxable	500.00	500.00	-	0.0%	Non-Statutory
Bond Regular Hire	Per hire	Non-Taxable	300.00	300.00	-	0.0%	Non-Statutory
Community casual 12hr Hire	Per 12 hour hire	Taxable	1,058.00	1,100.00	42.00	4.0%	Non-Statutory
Regular Hire Commercial	Per hour	Taxable	51.00	52.00	1.00	2.0%	Non-Statutory
Casual Hire Commercial	Per hour	Taxable	199.00	207.00	8.00	4.0%	Non-Statutory
Casual Hire Community/Private	Per hour	Taxable	116.00	118.00	2.00	1.7%	Non-Statutory
Casual setup charge - max 2 hrs	Per hour	Taxable	72.00	75.00	3.00	4.2%	Non-Statutory
Regular Hire Community	Per hour	Taxable	38.00	39.00	1.00	2.6%	Non-Statutory
Currawong Bush Park (Conference Centre)							
Conference Room Casual Hire Commercial	Per hour	Taxable	44.00	46.00	2.00	4.5%	Non-Statutory
Conference Room Casual Hire Community/Private	Per hour	Taxable	33.00	34.00	1.00	3.0%	Non-Statutory
Rooms 1 & 2 - casual hire commercial	Per hour	Taxable	33.00	35.00	2.00	6.1%	Non-Statutory
Rooms 1 & 2 - casual hire community	Per hour	Taxable	23.00	24.00	1.00	4.3%	Non-Statutory
Conference room with extra rooms - commercial	Per hour	Taxable	54.00	56.00	2.00	3.7%	Non-Statutory
Conference room with extra rooms - community	Per hour	Taxable	44.00	46.00	2.00	4.5%	Non-Statutory
Currawong Bush Park (Environment Centre)							
Casual Hire Commercial	Per hour	Taxable	44.00	46.00	2.00	4.5%	Non-Statutory
Casual Hire Community/Private	Per hour	Taxable	28.00	29.00	1.00	3.6%	Non-Statutory
Koonung Room							
Casual Hire community	Per hour	Taxable	101.00	105.00	4.00	4.0%	Non-Statutory
East Doncaster Hall/Koonarra Hall/Wonga Park Hall/Heimat Centre (individual rooms)/Domeney Recreation Centre (Rooms 4 & 5)/Templestowe Memorial Hall and Senior Citizens Centres							
Bond Casual Hire	Per hire	Non-Taxable	500.00	500.00	-	0.0%	Non-Statutory
Bond Regular Hire	Per hire	Non-Taxable	300.00	300.00	-	0.0%	Non-Statutory
Casual Hire Commercial	Per hour	Taxable	104.00	108.00	4.00	3.8%	Non-Statutory
Casual Hire Community/Private	Per hour	Taxable	66.00	67.00	1.00	1.5%	Non-Statutory
Casual setup charge - max 2 hrs	Per hour	Taxable	45.00	47.00	2.00	4.4%	Non-Statutory
Regular Hire Commercial	Per hour	Taxable	33.00	34.00	1.00	3.0%	Non-Statutory
Regular Hire Community	Per hour	Taxable	29.00	30.00	1.00	3.4%	Non-Statutory
Community casual 12hr Hire	Per 12 hour hire	Taxable	565.00	588.00	23.00	4.1%	Non-Statutory

Description of Fees and Charges	Unit of Measure	GST Status	2022/23	2023/24	Fee	Fee	Basis of Fee
			Fee Inc GST	Fee Inc GST	Increase / (Decrease)	Increase / (Decrease)	
			\$	\$	\$	%	
(Individual Smaller Rooms) Senior Citizens Centres, Domeney Recreation Centre and Templestowe Memorial Supper Room							
Bond Casual/Regular Hire	Per hire	Non-Taxable	100.00	130.00	30.00	30.0%	Non-Statutory
Casual Hire Commercial/Private	Per hour	Taxable	49.00	50.00	1.00	2.0%	Non-Statutory
Casual Hire Community	Per hour	Taxable	34.00	35.00	1.00	2.9%	Non-Statutory
Regular Hire Commercial	Per hour	Taxable	29.00	30.00	1.00	3.4%	Non-Statutory
Regular Hire Community	Per hour	Taxable	24.00	25.00	1.00	4.2%	Non-Statutory
The Pines Learning Centre (Function Room)							
Bond Casual Hire	Per hire	Non-Taxable	500.00	500.00	-	0.0%	Non-Statutory
Bond Regular Hire	Per hire	Non-Taxable	300.00	300.00	-	0.0%	Non-Statutory
Casual Hire Commercial	Per hour	Taxable	199.00	207.00	8.00	4.0%	Non-Statutory
Casual Hire Community/Private	Per hour	Taxable	116.00	118.00	2.00	1.7%	Non-Statutory
Regular Hire Commercial	Per hour	Taxable	52.00	53.00	1.00	1.9%	Non-Statutory
Regular Hire Community	Per hour	Taxable	38.00	39.00	1.00	2.6%	Non-Statutory
(Smaller Rooms) Pines Learning Centre							
Bond Casual/Regular Hire	Per hire	Non-Taxable	100.00	130.00	30.00	30.0%	Non-Statutory
Casual Hire Commercial	Per hour	Taxable	56.00	58.00	2.00	3.6%	Non-Statutory
Casual Hire Community/Private	Per hour	Taxable	50.00	51.00	1.00	2.0%	Non-Statutory
Regular Hire Commercial	Per hour	Taxable	42.00	43.00	1.00	2.4%	Non-Statutory
Regular Hire Community	Per hour	Taxable	31.00	32.00	1.00	3.2%	Non-Statutory
Building and Room Hire - Weekdays							
Manningham Function Centre Council Chambers	Mon - Fri per hour	Taxable	108.00	112.00	4.00	3.7%	Non-Statutory
Manningham Function Centre Heide Room	Mon - Fri per hour	Taxable	92.00	96.00	4.00	4.3%	Non-Statutory
Manningham Function Centre Room 1 - Casual Hire Commercial	Mon - Fri 6.00am to 5.00pm per hour	Taxable	189.00	197.00	8.00	4.2%	Non-Statutory
Manningham Function Centre Room 1 - Casual Hire Community	Mon - Thurs 6.00am to 11.00pm per hour Fri - 6.00am to 5.00pm per hour (Friday times updated)	Taxable	111.00	113.00	2.00	1.8%	Non-Statutory
Manningham Function Centre Room 2 - Casual Hire Commercial	Mon - Fri 6.00am to 5.00pm per hour	Taxable	166.00	170.00	4.00	2.4%	Non-Statutory
Manningham Function Centre Room 2 - Casual Hire Community	Mon - Thurs 6.00am to 11.00pm per hour Fri - 6.00am to 5.00pm per hour (Friday times updated)	Taxable	100.00	101.00	1.00	1.0%	Non-Statutory
Manningham Function Centre Room 3 - Casual Hire Commercial	Mon - Fri 6.00am to 5.00pm per hour	Taxable	135.00	135.00	-	0.0%	Non-Statutory
Manningham Function Centre Room 3 - Casual Hire Community	Mon - Thurs 6.00am to 11.00pm per hour Fri - 6.00am to 5.00pm per hour (Friday times updated)	Taxable	82.00	82.00	-	0.0%	Non-Statutory
Manningham Function Centre Rooms 1 and 2 - Casual Hire Commercial	Mon - Thur 5.00pm to 12.00am per hour	Taxable	288.00	288.00	-	0.0%	Non-Statutory

Description of Fees and Charges	Unit of Measure	GST Status	2022/23		2023/24		Fee Increase / (Decrease)	Fee Increase / (Decrease)	Basis of Fee
			Fee Inc	GST	Fee Inc	GST			
			\$	\$	\$	%			
Manningham Function Centre Rooms 1 and 2 - Casual Hire Community	Mon - Thurs 6.00am to 11.00pm per hour Fri - 6.00am to 5.00pm per hour (Friday times updated)	Taxable	172.00		172.00		-	0.0%	Non-Statutory
Manningham Function Centre Rooms 2 and 3 - Casual Hire Commercial	Casual Hire Commercial Mon - Thurs 6.00am to 11.00pm per hour Fri - 6.00am to 5.00pm per hour (Friday times updated)	Taxable	189.00		189.00		-	0.0%	Non-Statutory
Manningham Function Centre Rooms 2 and 3 - Casual Hire Community	Mon - Thurs 6.00am to 11.00pm per hour Fri - 6.00am to 5.00pm per hour (Friday times updated)	Taxable	113.00		113.00		-	0.0%	Non-Statutory
Manningham Function Centre Rooms 1, 2 and 3 - Casual Hire Commercial	Mon - Thur 5.00pm to 12.00am per hour	Taxable	444.00		444.00		-	0.0%	Non-Statutory
Manningham Function Centre Rooms 1, 2 and 3 - Casual Hire Community	Mon - Thurs 6.00am to 11.00pm per hour Fri - 6.00am to 5.00pm per hour (Friday times updated)	Taxable	266.00		266.00		-	0.0%	Non-Statutory
Manningham Function Centre	Friday - 5pm - 12.00am	Taxable	5,000.00		5,000.00		-	0.0%	Non-Statutory
Manningham Function Centre	Saturday rate	Taxable	5,000.00		5,000.00		-	0.0%	Non-Statutory
Manningham Function Centre	Sunday rate	Taxable	4,000.00		4,000.00		-	0.0%	Non-Statutory
Aged and Disability Support Services									
Food Services									
Meals on Wheels									
3 course meals (delivered) - Packaged Clients FULL COST	Per meal	Taxable	38.40		38.40		-	0.0%	Non-Statutory
Meals on Wheels	Per meal (Low rate)	Non-Taxable	11.50		11.50		-	0.0%	Non-Statutory
	Per meal (Medium rate)	Non-Taxable	23.90		23.90		-	0.0%	Non-Statutory
	Per meal (High rate)	Non-Taxable	35.90		35.90		-	0.0%	Non-Statutory
General Home Care									
General Home Care	Per hour (Low rate)	Non-Taxable	8.70		8.70		-	0.0%	Non-Statutory
	Per hour (Medium rate)	Non-Taxable	19.00		19.00		-	0.0%	Non-Statutory
	Per hour (High rate)	Non-Taxable	50.70		50.70		-	0.0%	Non-Statutory
Personal Care Service									
Personal Care Service	Per hour (Low rate)	Non-Taxable	6.70		6.70		-	0.0%	Non-Statutory
	Per hour (Medium rate)	Non-Taxable	12.30		12.30		-	0.0%	Non-Statutory
	Per hour (High rate)	Non-Taxable	50.70		50.70		-	0.0%	Non-Statutory
Respite Care Service									
Respite Care Service	Per hour (Low rate)	Non-Taxable	5.50		5.50		-	0.0%	Non-Statutory
	Per hour (Medium rate)	Non-Taxable	8.70		8.70		-	0.0%	Non-Statutory
	Per hour (High rate)	Non-Taxable	50.70		50.70		-	0.0%	Non-Statutory



Description of Fees and Charges	Unit of Measure	GST Status	2022/23	2023/24	Fee	Fee	Basis of Fee
			Fee Inc GST	Fee Inc GST	Increase / (Decrease)	Increase / (Decrease)	
			\$	\$	\$	%	
Assisted Transport (Shopping, Social Support or Planned Activity Groups)							
One return trip	Per day	Non-Taxable	6.70	6.70	-	0.0%	Non-Statutory
Social Support & Planned Activity Group Sessional Rates							
Fee depends on nature of activity and whether it is remote or face to face; group or individual	Per activity	Non-Taxable	5.20	5.20	-	0.0%	Non-Statutory
	Per activity	Non-Taxable	6.20	6.20	-	0.0%	Non-Statutory
	Per activity	Non-Taxable	8.00	8.00	-	0.0%	Non-Statutory
	Per Activity	Non-Taxable	12.30	12.30	-	0.0%	Non-Statutory
	Per activity	Non-Taxable	17.70	17.70	-	0.0%	Non-Statutory
Sustainable Futures							
Miscellaneous Works Permit							
Reserve Crossing Deposit							
Minimum	Per request	Non-Taxable	150.00	156.00	6.00	4.0%	Non-Statutory
Maximum	Per request	Non-Taxable	150.00	156.00	6.00	4.0%	Non-Statutory
Waste							
Residential Service							
Waste Service Charge - 80 litre Garbage, 240 litre Recycle and 240 litre Garden Waste	Annual	Non-Taxable	309.50	322.00	12.50	4.0%	Non-Statutory
Upsize to 120 litre Garbage	Annual	Non-Taxable	94.70	98.50	3.80	4.0%	Non-Statutory
Upsize to 360 litre Recycle	Annual	Non-Taxable	45.00	47.00	2.00	4.4%	Non-Statutory
Upsize to 240 litre Garbage	Annual	Non-Taxable	335.90	349.50	13.60	4.0%	Non-Statutory
Upsize to 240 litre Garbage with discount	Annual	Non-Taxable	167.95	174.50	6.55	3.9%	Non-Statutory
Additional 80 litre Garbage	Annual	Non-Taxable	205.40	213.50	8.10	3.9%	Non-Statutory
Additional 120 litre Garbage	Annual	Non-Taxable	241.20	250.50	9.30	3.9%	Non-Statutory
Additional 240 litre Recycle	Annual	Non-Taxable	88.00	91.50	3.50	4.0%	Non-Statutory
Additional 360 litre Recycle	Annual	Non-Taxable	133.50	139.00	5.50	4.1%	Non-Statutory
Additional 120 litre Garden	Annual	Non-Taxable	116.40	121.00	4.60	4.0%	Non-Statutory
Additional 240 litre Garden	Annual	Non-Taxable	145.40	151.50	6.10	4.2%	Non-Statutory
Domestic Change Bin fee	Per request	Non-Taxable	68.30	71.00	2.70	4.0%	Non-Statutory
Special Accommodation							
Waste VS Waste Donvale RV	Annual	Non-Taxable	218.40	227.00	8.60	3.9%	Non-Statutory
Waste SB Waste Brooklea	Annual	Non-Taxable	1,784.30	1,856.00	71.70	4.0%	Non-Statutory
Waste SA Waste Alexandra Gard	Annual	Non-Taxable	2,293.60	2,385.30	91.70	4.0%	Non-Statutory
Waste WA Waste Applew ood	Annual	Non-Taxable	208.60	217.00	8.40	4.0%	Non-Statutory
Waste VR Waste Roseville RV	Annual	Non-Taxable	301.70	313.50	11.80	3.9%	Non-Statutory
Waste VP Waste Pinetree RV	Annual	Non-Taxable	234.90	244.50	9.60	4.1%	Non-Statutory
Waste VT Waste Templestow e RV	Annual	Non-Taxable	201.80	210.00	8.20	4.1%	Non-Statutory
Waste SG Waste Greenslopes	Annual	Non-Taxable	2,968.90	3,088.00	119.10	4.0%	Non-Statutory
Waste RM Waste Templestow e Manor	Annual	Non-Taxable	175.40	182.50	7.10	4.0%	Non-Statutory
Waste 2MAL Waste 2 Malcolm Crescent Doncaster	Annual	Non-Taxable	309.50	322.00	12.50	4.0%	Non-Statutory
Waste 28MT Waste 28-30 Mitcham Road Donvale	Annual	Non-Taxable	309.50	322.00	12.50	4.0%	Non-Statutory
Waste 1BELL Waste 1 Bellevue Avenue Doncaster East	Annual	Non-Taxable	309.50	322.00	12.50	4.0%	Non-Statutory
Waste 8CLAY Waste 8 Clay Drive Doncaster	Annual	Non-Taxable	309.50	322.00	12.50	4.0%	Non-Statutory
Waste46BLK Waste 46 Blackburn Road	Annual	Non-Taxable	309.50	322.00	12.50	4.0%	Non-Statutory


Description of Fees and Charges	Unit of Measure	GST Status	2022/23	2023/24	Fee Increase /	Fee Increase /	Basis of Fee
			Fee Inc GST	Fee Inc GST	(Decrease)	(Decrease)	
			\$	\$	\$	%	
MC²							
MC ² -Café	Annual	Non-Taxable	1,393.60	1,449.00	55.40	4.0%	Non-Statutory
MC ² -Interact Australia	Annual	Non-Taxable	77.10	80.00	2.90	3.8%	Non-Statutory
MC ² -YMCA	Annual	Non-Taxable	103.50	107.50	4.00	3.9%	Non-Statutory
MC ² -Doncare	Annual	Non-Taxable	739.00	768.50	29.50	4.0%	Non-Statutory
MC ² -Chinese Community Services	Annual	Non-Taxable	256.20	266.00	9.80	3.8%	Non-Statutory
MC ² -Doncaster Kindergarten	Annual	Non-Taxable	246.30	256.50	10.20	4.1%	Non-Statutory
MC ² -Manningham Community Health	Annual	Non-Taxable	135.10	140.50	5.40	4.0%	Non-Statutory
MC ² -Library	Annual	Non-Taxable	3,014.40	3,135.00	120.60	4.0%	Non-Statutory
Commercial Waste Services							
Commercial Waste Disposal - 240 litre	Annual	Non-Taxable	604.00	628.00	24.00	4.0%	Non-Statutory
Additional Commercial Waste Disposal - 240 litre	Annual	Non-Taxable	754.50	784.50	30.00	4.0%	Non-Statutory
Infrastructure & City Projects							
Buildings, Drainage, Roads and Crossings							
Building over easement	Application	Non-Taxable	252.60	270.00	17.40	6.9%	Statutory
Easements, Build Over Easement Preparation Fee	Application	Non-Taxable	1,032.70	1,074.00	41.30	4.0%	Statutory
Land/Road closure	Application	Non-Taxable	119.60	125.00	5.40	4.5%	Statutory
Legal points of discharge Application and Consent	Application	Non-Taxable	149.90	157.00	7.10	4.7%	Statutory
OSD system and Drainage plan approval Amendments to approved plans	Application	Non-Taxable		Range between \$312 to \$860			Non-Statutory
OSD system and Drainage plan approval Drainage Plan Fee	Application	Non-Taxable		Range between \$550 to \$1,250			Non-Statutory
OSD system and Drainage plan approval Recurring inspection fee	Application	Non-Taxable	153.40	160.00	6.60	4.3%	Non-Statutory
Subdivision development work Plan checking 0.75% of value	Application	Non-Taxable	POA	POA			Statutory
Subdivision development work Supervision 2.5% of value	Application	Non-Taxable	POA	POA			Statutory
Flood level Application for flood level information	Application	Non-Taxable	TBA	TBA			Statutory
Work Zones Application to create a Work Zone in front of a development site	Application	Non-Taxable	451.90	470.00	18.10	4.0%	Non-Statutory
Flood Level Consent Report and Consent	Application	Non-Taxable	300.00	312.00	12.00	4.0%	Statutory
Miscellaneous Works Permit							
Works Within Road Reserves - Other than minor works							
Over 50kph speed limit - conducted on any part of the roadway, shoulder or pathway	Application	Non-Taxable	659.00	685.40	26.40	4.0%	Statutory
Over 50kph speed limit - <u>not</u> conducted on any part of the roadway, shoulder or pathway	Application	Non-Taxable	359.00	373.40	14.40	4.0%	Statutory
Not more than 50kph speed limit - conducted on any part of the roadway, shoulder or pathway	Application	Non-Taxable	354.00	368.20	14.20	4.0%	Statutory
Not more than 50kph speed limit - conducted on any part of the roadway, shoulder or pathway	Application	Non-Taxable	92.00	95.70	3.70	4.0%	Statutory

Description of Fees and Charges	Unit of Measure	GST Status	2022/23	2023/24	Fee	Fee	Basis of Fee
			Fee Inc GST	Fee Inc GST	Increase / (Decrease)	Increase / (Decrease)	
			\$	\$	\$	%	
Works Within Road Reserves - Minor works							
Conducted on any part of the roadway, shoulder or pathway	Application	Non-Taxable	354.00	368.20	14.20	4.0%	Statutory
Not conducted on any part of the roadway, shoulder or pathway	Application	Non-Taxable	354.00	368.20	14.20	4.0%	Statutory
Traffic Management Plan							
Plan checking	Application	Non-Taxable	102.00	150.00	48.00	47.1%	Non-Statutory
Asset Protection							
Asset Protection Permit							
Developments where the value of the work is less than or equal to \$1M	Application	Non-Taxable	408.00	425.00	17.00	4.2%	Non-Statutory
Developments where the value of the work is greater than \$1M	Application	Non-Taxable		-	-		Non-Statutory
Hoarding Permit							
Including an occupancy charge of \$6 per m ² per week capped at \$422 per week. Where occupation is less than 7 days a minimum charge of \$200 will apply.	Application	Non-Taxable	429.00	450.00	21.00	4.9%	Non-Statutory
Engineering Works							
Vehicle Crossing Permit							
Inspection of vehicle crossing	Application	Non-Taxable	303.00	315.00	12.00	4.0%	Non-Statutory
Vehicle crossing permit (reinspection)							
Reinspection (per return visit) of vehicle crossing	Application	Non-Taxable	175.00	182.00	7.00	4.0%	Non-Statutory
Works and Drainage Permit							
Minor works within road reserve or Easement by contractors, etc.	Application	Non-Taxable	356.00	370.00	14.00	3.9%	Non-Statutory



Manningham Council

 Manningham Council, 699 Doncaster Road, Doncaster

 9840 9333

 manningham@manningham.vic.gov.au

 manningham.vic.gov.au



Interpreter service **9840 9355** 普通话 廣東話 Ελληνικά Italiano العربية الفارسية

14.5 Audit and Risk Committee Independent Member Reappointment

File Number: IN23/345
Responsible Director: Chief Executive Officer
Attachments: Nil

EXECUTIVE SUMMARY

The Audit and Risk Committee (the Committee) comprises three independent members and two Councillors in accordance with the Audit and Risk Committee Charter adopted on 1 September 2020. One of the independent members, Mr Andrew Dix will be completing his second term of appointment on 30 June 2023. The Charter allows for independent members to serve a total of three consecutive terms. Officers supporting the work of the Audit and Risk Committee recommend Council reappoint Mr Dix to the Committee for a further term for the reasons set out in this report.

COUNCIL RESOLUTION

MOVED: CR LAURA MAYNE
SECONDED: CR GEOFF GOUGH

That Council reappoint Mr Andrew Dix for a third term to the Audit and Risk Committee as an independent member, commencing on 1 July 2023 and expiring 30 June 2026.

CARRIED UNANIMOUSLY

2. BACKGROUND

- 2.1 The Audit and Risk Committee plays a pivotal governance role in providing Council with independent oversight and advice on Manningham City Council's financial and performance reporting, oversees internal and external audit activities and monitors the risk management and internal control systems. The Committee also monitors the compliance of Council policies and procedures with the overarching governance principles of the Local Government Act 2020 and any Ministerial directions.
- 2.2 Mr Dix's second term commenced on 1 July 2020 and expires on 30 June 2023.
- 2.3 During this most recent term Mr Dix has adopted the role of Chair for the Committee, and provided strong and robust advice to management, as well as regular 6 monthly written and verbal updates to the Council on the Committee's work in accordance with the Local Government Act 2020.

3. DISCUSSION / ISSUE

- 3.1 The Manningham Council Audit and Risk Committee Independent membership currently comprises:

- Mr Andrew Dix – Approaching the end of his second three year term. Appointed to the Committee on 1 July 2017. Reappointed to the Committee on 1 July 2020.
 - Ms Evy Papadopoulos – Approaching the end of her first three year term. Appointed to the Committee on 24 November 2020.
 - Mr Jonathan Kyvelidis – In his first term on the Committee. Appointed to the Committee on 27 July 2022.
- 3.2 Under the leadership of Mr Dix, it is management’s view that the Committee has functioned efficiently with an appropriate level of scrutiny on management’s actions, while maintaining a respectful working relationship with management and Councillors.
- 3.3 Mr Dix:
- has an extensive level of experience in internal and external audit programs in the private and government sectors;
 - has a good understanding of the strategic risks that face Council presently and into the future; and
 - has been able to demonstrate an effective working rapport with other Committee members, management and Councillors to understand and respond to those risks;
 - generally takes a pragmatic, risk based approach to issues considered and addressed by the Committee in exercising its independent function.
- 3.4 Officers recommend Mr Dix be reappointed for a third and final term to the Committee. It is considered the continuity afforded by this reappointment will maintain the effectiveness of the Committee, while also providing an appropriate level of support to the other two committee members who are relatively recent appointments and who are less experienced than Mr Dix at this time.

4. COUNCIL PLAN / STRATEGY

Continuity of a high performing Audit and Risk Committee will continue to provide an important independent governance function to Council and the citizens of Manningham. This is consistent with Council Plan Theme: A Well Governed Council, and Council Plan Goal: A financially sustainable Council that manages resources effectively and efficiently

5. IMPLEMENTATION

5.1 Finance / Resource Implications

The fees for the work of independent members to the Audit and Risk Committee is included in each Council budget. Current fees for the Chair and the Independent Members are \$10,500 and \$7,250 respectively. The reappointment of Mr Dix will therefore be accommodated within existing resources.

5.2 Timelines

Andrew Dix's reappointment would commence from 1 July 2023 for a three year period and expire on 30 June 2026.

6. DECLARATIONS OF CONFLICT OF INTEREST

No Officers involved in the preparation of this report have any general or material conflict of interest in this matter.

14.6 Appointment of Authorised Officer - Planning and Environment Act 1987

File Number:	IN23/315
Responsible Director:	Chief Executive Officer
Attachments:	1 S11A Instrument of Appointment and Authorisation - Duncan Turner - 27 June 2023 ↓
	2 S11A Instrument of Appointment and Authorisation - Daniel Meikle - 27 June 2023 ↓
	3 S11A Instrument of Appointment and Authorisation - Aidan Rodgers - 27 June 2023 ↓

EXECUTIVE SUMMARY

In accordance with the Planning and Environment Act 1987 (the Act), Council is required to authorise officers for the purpose of enforcing the provisions of the Act. It is proposed to appoint the Council officers detailed below as an Authorised Officer pursuant to Section 147(4) of the Act.

The Local Government Act 1989 also empowers Council to appoint a person, other than a Councillor, to be an authorised officer for the purposes of the administration and enforcement of any Act, regulations or local laws which relate to the functions and powers of the Council.

A person who is appointed to a position has the powers of that position under the legislation which they have been appointed. Authorisations are necessary to facilitate the efficient and effective function of councils as they enable authorised officers to carry out compliance or enforcement under legislation related to their functions and powers of the Council.

Authorised officers will continue to be appointed under s224 of the Local Government Act 1989, as there are no provisions for appointing authorised officers under the Local Government Act 2020.

COUNCIL RESOLUTION

MOVED: CR MICHELLE KLEINERT
SECONDED: CR ANDREW CONLON

In the exercise of the powers conferred by section 224 of the *Local Government Act 1989* and the other legislation referred to in the attached instrument of appointment and authorisation, Council resolves that:

- A. the following Council Officers be appointed as an authorised officer:**
- **Duncan Turner**
 - **Daniel Meikle**
 - **Aidan Rodgers**
- B. the instrument will come into force immediately upon execution and will remain in force until Council determines to vary or revoke the Instrument or the officer ceases their employment with Council; and**
- C. the Instrument be signed and sealed.**

CARRIED UNANIMOUSLY

2. BACKGROUND

- 2.1 The *Planning and Environment Act 1987* (the Act) regulates enforcement of the Act and is reliant on authorised officers acting on behalf of the Responsible Authority which is Council.
- 2.2 The Act, unlike the *Local Government Act 1989*, does not permit appointments to be made by the Chief Executive Officer and therefore in order for the officer to legally undertake the duties of their position under the Act, it is necessary for Council to make appointments by formal resolution.
- 2.3 The Instrument of Appointment and Authorisation has been prepared based on advice from Maddocks Lawyers and empowers the relevant officer to exercise those powers granted in the Instrument.
- 2.4 The appointment will come into force immediately upon its execution under the Seal of Council and will remain in force until varied or revoked by Council or the officer ceases employment with Council.
- 2.5 In addition to the appointment under the Act, Council pursuant to Section 224 of the *Local Government Act 1989*, may appoint any person other than a Councillor to be an authorised officer for the purposes of the administration and enforcement of most other Acts, Regulations or Local Laws which relate to the functions and powers of Council. This broader Instrument of Appointment and Authorisation has already been carried out, in respect to the designated officers, under the delegated authority of the Chief Executive Officer as the first part of a dual appointment process.
- 2.6 The appointment will be recorded in the Authorised Officers Register that is required to be kept by Council and is available for public inspection.

3. DECLARATIONS OF CONFLICT OF INTEREST

No officers involved in the preparation of this report have any general or material conflict of interest in this matter.

**Instrument of Appointment and Authorisation
(Planning and Environment Act 1987)**

In this instrument "officer" means -

Duncan Turner

By this instrument of appointment and authorisation Manningham City Council -

- 1. under section 147(4) of the *Planning and Environment Act 1987* - appoints the officer to be an authorised officer for the purposes of the *Planning and Environment Act 1987* and the regulations made under that Act; and
- 2. under section 313 of the *Local Government Act 2020* authorises the officer either generally or in a particular case to institute proceedings for offences against the Acts and regulations described in this instrument.

It is declared that this instrument comes into force immediately upon its execution and remains in force until varied or revoked.

This instrument is authorised by a resolution of the Manningham City Council on 27 June 2023.

The Common Seal of)
Manningham City Council)
was hereunto affixed)
in the presence of:)

Mayor

Chief Executive Officer

Date:

**Instrument of Appointment and Authorisation
(Planning and Environment Act 1987)**

In this instrument "officer" means -

Daniel Meikle

By this instrument of appointment and authorisation Manningham City Council -

- 1. under section 147(4) of the *Planning and Environment Act 1987* - appoints the officer to be an authorised officer for the purposes of the *Planning and Environment Act 1987* and the regulations made under that Act; and
- 2. under section 313 of the *Local Government Act 2020* authorises the officer either generally or in a particular case to institute proceedings for offences against the Acts and regulations described in this instrument.

It is declared that this instrument comes into force immediately upon its execution and remains in force until varied or revoked.

This instrument is authorised by a resolution of the Manningham City Council on 27 June 2023.

The Common Seal of)
Manningham City Council)
was hereunto affixed)
in the presence of:)

Mayor

Chief Executive Officer

Date:

**Instrument of Appointment and Authorisation
(Planning and Environment Act 1987)**

In this instrument "officer" means -

Aidan Rodgers

By this instrument of appointment and authorisation Manningham City Council -

- 1. under section 147(4) of the *Planning and Environment Act 1987* - appoints the officer to be an authorised officer for the purposes of the *Planning and Environment Act 1987* and the regulations made under that Act; and
- 2. under section 313 of the *Local Government Act 2020* authorises the officer either generally or in a particular case to institute proceedings for offences against the Acts and regulations described in this instrument.

It is declared that this instrument comes into force immediately upon its execution and remains in force until varied or revoked.

This instrument is authorised by a resolution of the Manningham City Council on 27 June 2023.

The Common Seal of)
Manningham City Council)
was hereunto affixed)
in the presence of:)

Mayor

Chief Executive Officer

Date:

14.7 Informal Meetings of Councillors

File Number:	IN23/309
Responsible Director:	Chief Executive Officer
Attachments:	<ol style="list-style-type: none">1 Review of Sustainable Design Taskforce - 8 May 2023 ↓2 Manningham Youth Advisory Committee - 10 May 2023 ↓3 Submitters Meeting - 24 May 2023 ↓4 Audit and Risk Committee - 26 May 2023 ↓5 Councillor and CEO Only Time - 30 May 2023 ↓6 Aligned Leisure Presentation - 5 June 2023 ↓7 Manningham Flood Mapping Project - 5 June 2023 ↓8 Strategic Briefing Session - 6 June 2023 ↓9 Templestowe Route Briefing Session - 6 June 2023 ↓10 Multicultural Communities Advisory Committee - 8 June 2023 ↓

EXECUTIVE SUMMARY

Chapter 6, sub rule 1 of Manningham's Governance Rules requires a record of each meeting that constitutes an Informal Meeting of Councillors to be reported to Council and those records to be incorporated into the minutes of the Council Meeting.

COUNCIL RESOLUTION

MOVED: CR CARLI LANGE
SECONDED: CR MICHELLE KLEINERT

That Council note the Informal Meetings of Councillors for the following meetings:

- **Review of Sustainable Design Taskforce – 8 May 2023**
- **Manningham Youth Advisory Committee – 10 May 2023**
- **Submitters Meeting – 24 May 2023**
- **Audit and Risk Committee – 26 May 2023**
- **Councillor and CEO Only Time – 30 May 2023**
- **Aligned Leisure Presentation – 5 June 2023**
- **Manningham Flood Mapping Project – 5 June 2023**
- **Strategic Briefing Session – 6 June 2023**
- **Templestowe Route Briefing Session – 6 June 2023**
- **Multicultural Communities Advisory Committee – 8 June 2023**

CARRIED UNANIMOUSLY

1. BACKGROUND

- 1.1 Section 60 of the *Local Government Act 2020*, requires a Council to develop, adopt and keep in force Governance Rules (the Rules).

1.2 Chapter 6, sub rule 1 of Manningham's Governance Rules requires the Chief Executive Officer to ensure a summary of matters discussed at an informal meeting is tabled at the next convenient Council meeting and recorded in the minutes of that meeting.

1.3 An Informal Meeting of Councillors is a meeting that:

- is a scheduled or planned meeting of all Councillors (irrespective of how many Councillors attend) with the Chief Executive Officer for the purpose of discussing the business of Council or briefing Councillors; or
- is a scheduled or planned meeting of all Councillors (irrespective of how many Councillors attend) with the Executive Management Team for the purpose of discussing the business of Council or briefing Councillors; or
- is a scheduled or planned advisory committee meeting attended by at least one Councillor and one member of Council staff; and
- is not a Council meeting, Delegated Committee meeting or Community Asset Committee meeting.

2. DISCUSSION / ISSUE

Summaries of the following informal meetings are attached to this report:

- Review of Sustainable Design Taskforce – 8 May 2023
- Manningham Youth Advisory Committee – 10 May 2023
- Submitters Meeting – 24 May 2023
- Audit and Risk Committee – 26 May 2023
- Councillor and CEO Only Time – 30 May 2023
- Aligned Leisure Presentation – 5 June 2023
- Manningham Flood Mapping Project – 5 June 2023
- Strategic Briefing Session – 6 June 2023
- Templestowe Route Briefing Session – 6 June 2023
- Multicultural Communities Advisory Committee – 8 June 2023

3. DECLARATIONS OF CONFLICT OF INTEREST

No officers involved in the preparation of this report have any general or material conflict of interest in this matter.

Informal Meeting of Councillors

Chapter 6, Sub rule 1 of the Governance Rules 2020



MEETING DETAILS					
Meeting Name:	Review of Sustainable Design Taskforce				
Date:	Monday, 8 May 2023				
	<table border="1"> <tr> <td>Time Opened:</td> <td>5:30pm</td> </tr> <tr> <td>Time Closed:</td> <td>6:00pm</td> </tr> </table>	Time Opened:	5:30pm	Time Closed:	6:00pm
Time Opened:	5:30pm				
Time Closed:	6:00pm				
Location:	Council Chambers				
Councillors Present:	Cr Diamante (Mayor), Cr Lightbody (Deputy Mayor), Cr Chen, Cr S Mayne, Cr Kleinert				
Officers Present:	Fiona Troise, Duncan Turner				
Apologies:	Nil				
Items discussed:	Review of Sustainable Design Taskforce				
CONFLICT OF INTEREST DISCLOSURES					
Were there any conflict of interest disclosures by Councillors?	No				

Informal Meeting of Councillors

Chapter 6, Sub rule 1 of the Governance Rules 2020



MEETING DETAILS	
Meeting Name:	Manningham Youth Advisory Committee
Date:	10 May 2023
	Time Opened: 6:00pm
	Time Closed: 7:20pm
Location:	Council Chambers
Councillors Present:	Cr Chen, Cr Gough, Cr L Mayne
Officers Present:	Michelle Zemancheff, Francesca Tarquinio, Jon Gorst
Apologies:	Pamela Dewhurst
Items Discussed:	<ol style="list-style-type: none"> 1. Manningham Council Finance Presentation 2. MYAC Priorities 3. Manningham Youth Services Presentation 4. Deliberative Engagement Opportunities 5. Principals' Breakfast 6. Other Business
CONFLICT OF INTEREST DISCLOSURES	
Were there any conflict-of-interest disclosures by Councillors?	No

Informal Meeting of Councillors

Chapter 6, Sub rule 1 of the Governance Rules 2020



MEETING DETAILS	
Meeting Name:	Submitters Meeting
Date:	Wednesday, 24 May 2023
	Time Opened: 6:00pm
	Time Closed: 6:50pm
Location:	Heide Room, Civic Centre
Councillors Present:	Cr Chen, Cr L Mayne
Officers Present:	Duncan Turner, Jonathan Caruso
Apologies:	Nil
Items discussed:	Planning Application PLA22/0031 at 1026-1030 Doncaster Road, Doncaster East
CONFLICT OF INTEREST DISCLOSURES	
Were there any conflict of interest disclosures by Councillors?	No

Informal Meeting of Councillors

Chapter 6, Sub rule 1 of the Governance Rules 2020



MEETING DETAILS					
Meeting Name:	Audit and Risk Committee				
Date:	Friday, 26 May 2023				
	<table border="1"> <tr> <td>Time Opened:</td> <td>9:00am</td> </tr> <tr> <td>Time Closed:</td> <td>11:05am</td> </tr> </table>	Time Opened:	9:00am	Time Closed:	11:05am
Time Opened:	9:00am				
Time Closed:	11:05am				
Location:	Council Chambers				
Councillors Present:	Cr S Mayne, Cr L Mayne				
Officers Present:	Andrew Day (CEO), Andrew McMaster, Jon Gorst, Vicki Miller, Liz Hammond				
Apologies:	Nil				
Items discussed:	<p>CEO Overview</p> <p>Audit and Risk Committee Standard Questions</p> <p>Matters Arising from Previous Meetings</p> <p>Management Register – Outstanding Actions Internal Audit</p> <p>Financial Reporting</p> <ul style="list-style-type: none"> - External Audit Interim Management Letter, year ending 30 June 2023 - Preliminary 2022-23 Land and Buildings Asset Revaluation - 2022-23 Draft Financial Report ‘shell accounts’ and Accounting Standards Update <p>Internal Audit Matters</p> <ul style="list-style-type: none"> - Status Report - Contract Management Cleaning Services Final Report <p>Risk Management and Compliance</p> <ul style="list-style-type: none"> - Risk Register Report – Strategic and Operational Risks - Manningham’s Response to Maddocks Insights, Managing Climate Risks – Council Benchmarks Response - Tree Management – Risk Mitigation Method Report <p>Internal Control</p> <ul style="list-style-type: none"> - Third Party Hosted Platforms <p>Reporting Responsibilities</p> <ul style="list-style-type: none"> - Audit and Risk Committee Chair’s Biannual Report to Council 				
CONFLICT OF INTEREST DISCLOSURES					
Were there any conflict of interest disclosures by Councillors?	No				

Informal Meeting of Councillors

Chapter 6, Sub rule 1 of the Governance Rules 2020



MEETING DETAILS					
Meeting Name:	Councillor and CEO Only Time				
Date:	Tuesday, 30 May 2023				
	<table border="1"> <tr> <td>Time Opened:</td> <td>5:30pm</td> </tr> <tr> <td>Time Closed:</td> <td>6:30pm</td> </tr> </table>	Time Opened:	5:30pm	Time Closed:	6:30pm
Time Opened:	5:30pm				
Time Closed:	6:30pm				
Location:	Koonung Room				
Councillors Present:	Mayor Cr Diamante, Deputy Mayor Cr Lightbody, Cr Chen, Cr Conlon, Cr Gough, Cr Kleinert, Cr Lange, Cr L Mayne, Cr S Mayne				
Officers Present:	Andrew Day, CEO				
Apologies:	Nil				
Items discussed:	<ol style="list-style-type: none"> 1. Budget Amendments 2. State Budget Changes 3. Proposed notice of motion/question time item 4. Upcoming Council meeting 				
CONFLICT OF INTEREST DISCLOSURES					
Were there any conflict of interest disclosures by Councillors?	No				

Informal Meeting of Councillors

Chapter 6, Sub rule 1 of the Governance Rules 2020



MEETING DETAILS					
Meeting Name:	Aligned Leisure Presentation				
Date:	Monday, 5 June 2023				
	<table border="1"> <tr> <td>Time Opened:</td> <td>6:00pm</td> </tr> <tr> <td>Time Closed:</td> <td>7:00pm</td> </tr> </table>	Time Opened:	6:00pm	Time Closed:	7:00pm
Time Opened:	6:00pm				
Time Closed:	7:00pm				
Location:	Council Chambers				
Councillors Present:	Cr Diamante (Mayor), Cr Lightbody (Deputy Mayor) virtual attendee, Cr Chen, Cr Conlon, Cr Gough, Cr Kleinert, Cr Lange, Cr L Mayne and Cr S Mayne				
Officers Present:	Andrew Day (CEO), Lee Robson, Rachelle Quattrocchi, Andrew McMaster, Duncan Turner, Kerryn Patterson, Frank Vassilacos, Heather Callahan				
Apologies:	Nil				
Items discussed:	Presentation from Aligned Leisure introducing themselves to Councillors and an update on the current transition process of leisure services.				
CONFLICT OF INTEREST DISCLOSURES					
Were there any conflict of interest disclosures by Councillors?	No				

Informal Meeting of Councillors

Chapter 6, Sub rule 1 of the Governance Rules 2020



MEETING DETAILS					
Meeting Name:	Manningham Flood Mapping Project				
Date:	Monday, 5 June 2023				
	<table border="1"> <tr> <td>Time Opened:</td> <td>7:00pm</td> </tr> <tr> <td>Time Closed:</td> <td>8:00pm</td> </tr> </table>	Time Opened:	7:00pm	Time Closed:	8:00pm
Time Opened:	7:00pm				
Time Closed:	8:00pm				
Location:	Council Chambers				
Councillors Present:	Mayor Cr Diamante, Cr Chen, Cr Conlon, Cr Kleinert, Cr Lange, Cr L Mayne, Cr S Mayne, Deputy Mayor Cr T Lightbody (virtual attendee)				
Officers Present:	Andrew Day (CEO), Duncan Turner, Rachele Quattrocchi, Kerryn Paterson, Frank Vasilacos, Lydia Winstanley, Roger Woodlock				
Apologies:	Cr Gough				
Items discussed:	Presentation from Rain Consulting on flood modelling and mapping followed by question and answers.				
CONFLICT OF INTEREST DISCLOSURES					
Were there any conflict of interest disclosures by Councillors?	No				

Informal Meeting of Councillors

Chapter 6, Sub rule 1 of the Governance Rules 2020



MEETING DETAILS					
Meeting Name:	Strategic Briefing Session				
Date:	Tuesday, 6 June 2023				
	<table border="1"> <tr> <td>Time Opened:</td> <td>6:30pm</td> </tr> <tr> <td>Time Closed:</td> <td>9:12pm</td> </tr> </table>	Time Opened:	6:30pm	Time Closed:	9:12pm
Time Opened:	6:30pm				
Time Closed:	9:12pm				
Location:	Council Chambers				
Councillors Present:	Cr Deirdre Diamante (Mayor), Cr Tomas Lightbody (Deputy Mayor) virtual attendee, Cr Anna Chen, Cr Geoff Gough, Cr Michelle Kleinert, Cr Carli Lange, Cr Laura Mayne and Cr Stephen Mayne				
Officers Present:	<p>Executive Officers Present</p> <p>Andrew Day, Chief Executive Officer Jon Gorst, Chief Financial Officer Andrew McMaster, Chief Legal and Governance Officer Kerryn Paterson, Director Experience and Capability Rachelle Quattrocchi, Director City Services Lee Robson, Director Connected Communities Duncan Turner, Director City Planning</p> <p>Other Officers in Attendance</p> <p>Kim Tran, Acting Senior Governance Lead Michelle Zemancheff, Manager Economic and Community Wellbeing Carrie Bruce, Acting Manager Procurement and Contracts David Warnock, Arts and Culture Lead Ben Harnwell, Coordinator Business and Events Frank Vassilacos, Manager Integrated Planning Lydia Winstanley, Coordinator City Planning</p>				
Apologies:	Cr Andrew Conlon				
Items discussed:	<ol style="list-style-type: none"> 1. Social Support Services Tender (Confidential) 2. Public Art Action Plan 2022-25 – Finalisation 3. 2023 Annual Grant Program Recommendations 4. Integrated Water Management and Flood Mapping Update 5. Affordable Housing Policy - Consideration of Draft Policy 6. 2023 General Valuation Return 7. Recreational Lands - Charges in Lieu of Rates 2023-24 8. Audit and Risk Committee Independent Member Reappointment 				
CONFLICT OF INTEREST DISCLOSURES					
Were there any conflict of interest disclosures by Councillors?	No				

Informal Meeting of Councillors

Chapter 6, Sub rule 1 of the Governance Rules 2020



MEETING DETAILS					
Meeting Name:	Templestowe Route Briefing Session				
Date:	Tuesday, 6 June 2023				
	<table border="1"> <tr> <td>Time Opened:</td> <td>5:15pm</td> </tr> <tr> <td>Time Closed:</td> <td>6:00pm</td> </tr> </table>	Time Opened:	5:15pm	Time Closed:	6:00pm
Time Opened:	5:15pm				
Time Closed:	6:00pm				
Location:	Koonung Room, Civic Centre				
Councillors Present:	Cr Diamante (Mayor), Cr Chen, Cr L Mayne, Cr S Mayne, Cr Kleinert, Cr Gough, Cr Lange				
Officers Present:	Krishen Soobrayen				
Apologies:	Cr Lightbody (Deputy Mayor), Cr Conlon				
Items discussed:	<p>The communication and engagement plan for the Templestowe Route project, including an overview of materials to be issued to the community.</p> <p>Confirmation of the community information session to be held in July 2023.</p>				
CONFLICT OF INTEREST DISCLOSURES					
Were there any conflict of interest disclosures by Councillors?	No				

Informal Meeting of Councillors

Chapter 6, Sub rule 1 of the Governance Rules 2020



MEETING DETAILS					
Meeting Name:	Multicultural Communities Advisory Committee				
Date:	Thursday 8 June 2023				
	<table border="1"> <tr> <td>Time Opened:</td> <td>6:00pm</td> </tr> <tr> <td>Time Closed:</td> <td>8.30pm</td> </tr> </table>	Time Opened:	6:00pm	Time Closed:	8.30pm
Time Opened:	6:00pm				
Time Closed:	8.30pm				
Location:	Koonung Room				
Councillors Present:	Cr Lange, Cr S Mayne, Cr Chen				
Officers Present:	Michelle Zemancheff, Catherine Simcox, Katrine Gabb				
Apologies:	Nil				
Items discussed:	<ol style="list-style-type: none"> 1. Conflict of Interest (Local Government Act) 2. Actions arising from previous Minutes – Community Arts Project Update, Inclusive Language Guide, Food Relief (halal foods), Racism not Welcome 3. Easy English Discussion 4. Welcoming Cities Symposium 5. Welcoming Cities Progress 6. Other Business – Annual Advisory Combined Committee Dinner (13 July) 7. Mahsa Amini Memorial Plaque 				
CONFLICT OF INTEREST DISCLOSURES					
Were there any conflict of interest disclosures by Councillors?	No				

14.8 Documents for Sealing

File Number: IN23/310
Responsible Director: Chief Executive Officer
Attachments: Nil

EXECUTIVE SUMMARY

The following document is submitted for signing and sealing by Council.

COUNCIL RESOLUTION

MOVED: CR ANNA CHEN
SECONDED: CR GEOFF GOUGH

That the following document be signed and sealed:

Lease
Council and AusNet Transmission Group Pty Ltd
Premises: 39 – 41 Wetherby Road, Doncaster

CARRIED UNANIMOUSLY

2. BACKGROUND

The Council's common seal must only be used on the authority of the Council or the Chief Executive Officer under delegation from the Council. An authorising Council resolution is required in relation to the documents listed in the recommendation section of this report.

3. DECLARATIONS OF CONFLICT OF INTEREST

No officers involved in the preparation of this report have any general or material conflict of interest in this matter.

15 URGENT BUSINESS

There were no items

16 COUNCILLOR REPORTS AND QUESTION TIME

16.1 Councillor Reports

Cr Chen advised that she recently attended a memorial service for Craig Maloney. Craig was a co-founder of the Phoenix Theatre Company in Doncaster East and had been actively involved in performing arts within Manningham for more than 25 years. Cr Chen stated that this was a significant and sad loss for the performing arts community in Manningham. Cr Chen also expressed her sincere condolences to Craig's family on his passing.

Cr Chen congratulated Doncaster Secondary College student and Manningham Youth Advisory Committee member Berry Eain, on recently being awarded the Year 11 Student Leadership Award at the 2023 Victorian Global Learning Awards. Cr Chen congratulated Miss Eain on the receipt of this award and her great contribution to both her school and wider Manningham communities.

Cr Lange expressed appreciation on behalf of the Warrandyte Cricket Club for the support received from Manningham Council, through the leadership of Mayor, CEO and officers following the recent tragedy of the Hunter Valley bus collision where many people from the Warrandyte community were impacted. Cr Lange advised that the Warrandyte Cricket Club initiated a Go Fund Me page which has raised over \$45,000 in addition to other funding received from many community organisations. The Club will ensure that the funds received are used to provide support to affected members of the community with a particular focus on mental health resources.

Cr Stephen Mayne reported that the Australian Local Government Association has passed its strongest ever anti-gambling motion at the National General Assembly meeting held in Canberra recently. The motion was unanimously supported by Manningham Council and 71% of delegates at the Assembly. Cr S Mayne thanked his fellow councillors for their support.

16.2 Councillor Questions

Mayor Cr Diamante stated that she is keenly anticipating the launch of FOGO on 1 July 2023 and requested an update from the Director of City Services Ms Rachelle Quattrocchi on Council's readiness.

Ms Quattrocchi remarked that it is an exciting time for Manningham with the imminent launch of FOGO. She noted the extensive consultation and education programs with the community to prepare for the introduction of FOGO. FOGO will provide the community with an opportunity to contribute to Manningham's goal for zero emissions by 2028. Ms Quattrocchi advised that there are a lot of resources available to assist the community with this transition and encouraged residents to contact council offices if they are seeking any further information or require assistance.

Cr Lightbody asked for an update on his request at the Council meeting on 30 May 2023 regarding planning data and the growing concern that local communities and Council may lose control and influence in planning matters.

Mr Turner responded that council recently received advice from the Municipal Association of Victoria (MAV) that reassurance had been provided from the Minister for Planning that no decisions on the planning reform programme, beyond existing initiatives, had been made by the government. Assurance was also given that local government would be part of the conversation and that the state government is committed to continuing to manage growth, including infill development, and engaging with Councils and the MAV.

More recently the MAV has indicated an intention to assemble a working group of Councils to steer a process toward developing a sector wide position on planning reform. This will include engagement with elected representatives. Councils will be requested to provide data and evidence to assist in forming a sector position and advocacy. Mr Turner stated that he is looking forward to presenting a report to Council in July with further information on the matter.

Cr Gough advised that he had observed issues with the maintenance of roads around the municipality, in particular those managed and maintained by Vicroads. Cr Gough also advised that he had seen an increase in graffiti in the local community. Cr Gough requested a report to be prepared regarding the state of roads in Manningham that are managed and maintained by Vicroads.

Cr Conlon expressed his interest in exploring how unutilised Council owned land in Manningham could be used to contribute to affordable housing. Cr Conlon requested a report that identifies all suitable land holdings for this purpose.

Chief Executive Officer Andrew Day, responded that an update on Council's Strategic Property Portfolio will be presented to Council in the coming months which could identify some viable options in this area.

17 CONFIDENTIAL REPORTS

There were no Confidential reports.

The meeting concluded at 9:16pm.

Chairperson
CONFIRMED THIS 25 JULY 2023